



一个专业的基础教育  
课程教材研究机构  
<http://www.renai-edu.com>



定价：9.90元

价格批准文号：闽发改服价〔2022〕35号

价格投诉举报电话：12315



绿色印刷产品



[www.cspbooks.com.cn](http://www.cspbooks.com.cn)



义务教育教科书

# 英语

Project English

八年级 下册

英语

八年级 下册

科学普及出版社



科学普及出版社  
POPULAR SCIENCE PRESS

义务教育教科书

# 英语

## Project English

八年级 下册

北京市仁爱教育研究所 编著

主 编 王德春

Jim Greenlaw(加拿大)

副主编 杨晓钰

编 者 Martin McDonald(加拿大)

杨晓钰 周 澜 王惠静 杨 涛

贺 蓉 万 普 万玉英 杨建宁

王淑云 陈 昉



科学普及出版社

·北京·

## 图书在版编目 (CIP) 数据

英语. 八年级. 下册 / 北京市仁爱教育研究所  
编著. —北京: 科学普及出版社, 2013.10 (2021.12重印)  
义务教育教科书  
ISBN 978-7-110-08369-7

I. ①英… II. ①北… III. ①英语课—初中—教材  
IV. ①G634.411

中国版本图书馆CIP数据核字 (2013) 第246907号

策划编辑 徐扬科 许 倩 责任编辑 林 然  
责任印制 徐 飞



## 是仁爱版教材的商标

仁爱版教材推广及服务中心电话  
4008100168 010-82676936 13911468451

义务教育教科书

## 英 语

八年级 下册

北京市仁爱教育研究所 编著

\*

科学普及出版社出版

(北京市海淀区中关村南大街16号)

邮政编码: 100081

福建新华发行(集团)有限责任公司发行

福建新华联合印务集团有限公司印刷

\*

787mm×1092mm 16开 10印张 200千字

2013年10月第1版 2021年12月第75次印刷

审图号: GS(2017)3048号

ISBN 978-7-110-08369-7/G·3502

定价: 9.90 元

著作权所有, 请勿擅用本书制作各类出版物, 违者必究。

如有质量问题, 影响阅读, 请与北京市仁爱教育研究所联系调换。

地址: 北京市海淀区北四环西路68号左岸工社12层 邮编: 100080

电话: 4008100168 010-82676936 13911468415

网址: <http://www.renai-edu.com> 邮箱: [editor@renai-edu.com](mailto:editor@renai-edu.com)



# 前言

亲爱的同学们：

你们好！欢迎你们继续使用仁爱版初中英语教材，与我们共同开启初中英语学习的大门！

仁爱版初中英语教材是由加拿大英语专家Jim Greenlaw博士和北京市仁爱教育研究所数十位英语专家及中国最优秀的英语教师依据教育部《义务教育英语课程标准》（2011年版），针对中国5000多万初中学生的英语学习现状编写而成的初中英语教材，它将陪伴你们度过绚丽斑斓的初中生活。



通过八年级上册的学习，你们的英语听、说、读、写的能力一定有了较大的进步。在本册书中，你们将要学习到更多的语言知识，进一步提高英语语言综合运用能力。你们将继续了解康康、简、玛丽亚和迈克尔，以及他的同学和朋友们的学习和生活。在本教材中你们将与他们学习分享四个单元：快乐的情绪、骑车春游、举办美食节、准备时装秀。新学期到了，康康他们又会有哪些故事发生呢？简、玛丽亚和迈克尔很高兴去康康家做客，他们谈论着各自喜欢的电影，还聊起了京剧；海伦又结交了一个新朋友——李红，她帮助李红走出困境，露出笑容；迈克尔要参加演讲比赛，他感到很紧张，在他的朋友们的鼓励下，迈克尔成功地完成了演讲；康康和同学们去泰山游玩，他们度过了愉快的假期；为了帮助贫困儿童重返校园，康康和他的朋友们举办美食节来筹款，他们展示了各自的手艺，做出了不同风味的美食；康康和他的好朋友们举办了一台时装秀，让大家认识了世界上各种各样的民族服装。相信你们会乐意融入到他们的学习、生活中，并逐步地学会用英语谈论这些话题；你们还将有很多机会参与到双人或小组活动中去，与同伴们一起用英语完成任务，如：角色表演、制作海报、设计服装、评价学习等有趣的活动，并在每个话题结束时表演或展示自己的作品。

在本册书的每个话题中，你们还将继续学习英语语音的基本知识，更加深入地了解英语语音的特点和发音规律，通过各种形式的语音训练，帮助你们养成自然规范的语音语调。另外，你们依旧可以在教材中看到那些闪闪发光的金钥匙，它们是你们学习的小贴士，能极大地帮助你们提高英语学习效率、逐步养成自主学习的能力。

此外，由于我国现阶段还有少部分农村地区因师资欠缺、开课不足等原因使该部分地区的孩子们的英语基础十分薄弱，为此我们在七年级上册设计并调整了第一单元作为预备学习单元，供你们选用。

同学们，希望你们能积极热情地参与教材中的活动、享受英语学习的乐趣，使你们的听、说、读、写能力得到全面的提高！我们相信，只要认真地将整套6册仁爱版初中英语教材学完，你们都能达到教育部《义务教育英语课程标准》（2011年版）的五年级英语水平要求，并能满怀信心地迎接未来任何版本高中阶段英语教材（6~9级）的挑战学习。



# Main Characters in the Book

Yukio



Sally



Helen



Mr. Brown



Miss Wang



Li Ming



Steve



Maria



Wang Junfeng



Kangkang's father and mother



Ms. Jones



Maria's father and mother



Li Xiang



Jane's father and mother



Zhou Weilun



# Guide to Project English

## 使用指南

### UNIT 5 Feeling Excited

#### TOPIC 1 You look excited.

##### 1a Listen, look and say.

Kangkang: Hi! How are you doing?  
 Jane: Very well, thank you. You look excited. Why?  
 Kangkang: Guess what! My father and mother want to invite your parents to go to the movies.  
 Maria: Really? What movie are they going to see?  
 Kangkang: *The Sound of Music*.  
 Jane: Oh, it is one of my parents' favorite movies. They will feel happy. When are they going?  
 Kangkang: This Saturday. And we can spend the evening at my house. My mom will prepare some delicious food for us.  
 Jane: Wow! Sounds great! I'm so excited. Please say thanks to your mom for us.  
 Kangkang: OK, I will. On my way here, I saw Mr. Brown. He felt disappointed because he was not able to buy a ticket to *The Sound of Music*.  
 Michael: What a pity!

##### 1b Listen to 1a and match the three parts.

1. The parents disappointed couldn't get a ticket to the movie
2. The children excited will go to see the movie
3. Mr. Brown happy can spend the evening together

##### 1c Ask and answer questions in pairs based on 1b. Pay attention to the underlined parts.

Example:  
 A: How do the parents feel?  
 B: They feel happy.  
 A: Why do they feel happy?  
 B: Because they will go to see the movie.

同一主题下的语言输入，以多种活动形式进一步提高学生听的能力，同时引导学生综合所学词汇、语法和功能进行练习，提高其综合语言运用能力。

Section A 和 Section B 以对话形式在真实的语境中呈现新的语言材料，为语言的输出做准备。

在看图理解的基础上听懂对话，通过不同的听力活动，帮助学生完成对新材料的理解，提高其听说能力。

### UNIT 5

#### 1d Read 1a and complete the passage.

Kangkang looks \_\_\_\_\_ because his parents want to \_\_\_\_\_ other children's parents to go to see the movie, *The Sound of Music*, this \_\_\_\_\_. The children plan to \_\_\_\_\_ the evening at his house. His parents will prepare some food for them. Jane's parents will feel \_\_\_\_\_ about the news. Kangkang saw Mr. Brown on his way. Mr. Brown was disappointed because he couldn't buy a \_\_\_\_\_ to the film.

#### 2 Look at the pictures. Then ask and answer in pairs.

Example:  
 A: How do the flowers smell?  
 B: They smell nice.



#### 3 A. Listen to the conversations and number the pictures.



#### B. Listen again and write down the linking verbs and the adjectives. Work in groups and make conversations, using the linking verbs and the adjectives.

A: How are you doing, Mike?  
 B: Very well, thank you. You look happy. Why?  
 A: Because ... What about you, Maria? How do you feel?  
 C: I feel ...



# UNIT 5

## 2b Fill in the blanks with the correct forms of the given words.

Michael: Hi, Steve! This is Michael. I've got a bad cold. My mother will stay at home with me. Are you \_\_\_\_\_ (interest) in her ticket to *The Sound of Music*?  
 Steve: What a pity! However, I don't think the movie is \_\_\_\_\_ (interest). Why not give the ticket to Mr. Brown?  
 Michael: Great! He must be \_\_\_\_\_ (excite) to get it.  
 Steve: OK, you can tell him the \_\_\_\_\_ (excite) news right now!

## 3 Listen to the passage and complete the sentences.

- Mr. Brown was \_\_\_\_\_ to have a ticket and he also felt sorry for Michael.
- The music in the movie sounded \_\_\_\_\_.
- The parents felt \_\_\_\_\_ to see the movie together.
- The children were \_\_\_\_\_ to have supper at Kangkang's house. But they felt \_\_\_\_\_ for Michael.
- The food smelled \_\_\_\_\_ and tasted \_\_\_\_\_.

## 4a Read the following words, paying attention to the sounds of the underlined letters. Try to find the rules and add more words.

/i/ asked stopped washed /d/ loved learned called  
 /d/ excited interested disappointed

## 4b Read the sentences in the box and pay attention to the stress, liaison and intonation. Choose the correct ones to complete the conversation. Then practice it with your partner.

- a. 'How are you 'doing?  
 b. 'What's 'pity!  
 c. I 'don't like it at all.  
 d. 'Guess 'what!  
 e. We 'felt excited to 'hear it.  
 f. 'How did the 'music 'sound?

A: Hi, Kangkang.  
 B: Very well. \_\_\_\_\_ Maria and I went to see the opera, *Cats*, last night.

A: Really? You look very happy, so how did you like it?  
 B: We loved it very much because it was so funny.

A: \_\_\_\_\_  
 B: It sounded wonderful. \_\_\_\_\_

The content words such as nouns, verbs, adjectives and interrogative words in a sentence are often stressed.

以各单元所学内容为基础, 通过各种语音活动学习基本的语音知识, 了解英语语音的特点和规律, 养成自然规范的语音语调, 为有效的口语交际打下良好的基础。

帮助学生养成良好的学习习惯, 掌握科学的学习方法, 从而提高学习效率, 成为真正的自主学习者。

精选题材丰富的阅读材料及形式多样的读前活动。

通过各种形式的阅读活动, 帮助学生掌握基本的阅读技能, 实现课程标准要求的阅读技能目标。为他们成为高效的阅读者打下良好的基础。

# TOPIC 1

## 1a Read and understand.

- Look at the picture and guess what the text is about.
- Read the words in the box and guess the main idea of the text.

Maria children mother die sad cry father  
 lonely angry song play mad happy

*The Sound of Music* is one of the most popular American movies. It is a story about a young woman living in Austria. Her name was Maria. She went to the Von Trapp family to care for seven children.



Mrs. Von Trapp died, and the family were very sad. The children cried and shouted every day. The father was lonely and often became angry because of the noisy children.

Maria taught the children to sing lively songs and perform short, funny plays to cheer them up. The father was almost mad at first, but the smiling faces of his children made him happy again.

## 1b Read 1a and complete the table.

Paragraph 1	The film is very _____. It is about Maria from _____. She took care of seven _____ of the Von Trapp family.
Paragraph 2	The Von Trapp family were _____ before Maria came. The children always _____ and _____. The father felt _____ and often became _____ with the children.
Paragraph 3	Maria tried to cheer them up with _____ songs and short, _____ plays. The father felt _____ at first, but then he became _____ again when he saw their _____ faces.



Section 2

Read through Sections A-C and pay attention to the underlined parts of the sentences in Grammar. Then fill in the blanks in Functions.

Grammar

Linking Verb + Adjective

You look excited.	It tastes delicious.
He felt disappointed because he was not able to buy a ticket.	
He seems a little unhappy.	It is so funny and interesting / boring / exciting.
We feel excited to hear it.	It sounds wonderful.
The father was lonely and often became angry.	

Functions

What a _____!	He seems a little _____.
The parents felt happy _____ the movie together.	
I don't like it _____.	_____ does the music sound?

How well do you know Sections A-C? Now do the following tasks and check.

1 Read the passage and mark T (True) or F (False).

Beijing Opera

Beijing Opera is our national opera. It came into being after 1790 and has a history of over 200 years. Its music and singing came from *Xipi* and *Erhuang* in Anhui and Hubei. There are four main roles in Beijing Opera: *Sheng*, *Dan*, *Jing* and *Chou*. Beijing Opera is full of famous stories, beautiful facial paintings, wonderful gestures and fighting. Some of the stories are from history books, but most are from famous novels. The people in the stories usually can't agree with each other. They become angry, unhappy, sad and lonely. Sometimes they are frightened and worried. Then they find a way to make peace with each other. Everyone is usually happy in the end.

Beijing Opera is an important part of Chinese culture. In China it used to be popular with old people while young people didn't like it very much. However, more young people are becoming interested in it nowadays. And more people

引导学生通过完成任务的方式归纳本话题所学知识，培养他们定期自主复习的好习惯，为终身可持续性学习奠定基础。

通过题材丰富的泛读文章，进一步扩大学生的阅读量。同时，拓展学生的文化视野，进而提高其跨文化交际能力。

贯彻过程性写作理念，以意义表达为核心目标，同时关注语言形式的使用。将听、说、读的技能与写作有机结合，并结合单元相关话题的写作活动，提高目标语的写作能力。体现培养学生综合语言运用能力的课标理念。

以合作探究活动形式，促使学生通过体验、实践、讨论、合作、探究等方式，综合运用本话题的语言知识和技能解决现实生活中的一些实际问题，培养学生用英语做事情的能力。

UNIT 5

around the world are learning about Beijing Opera's special singing, acting and facial paintings.



Sheng



Dan



Jing



Chou

1. Beijing Opera came into being in 1790. ( )
2. *Wusheng* and *Huadan* are roles in Beijing Opera. ( )
3. Its stories are from *Xipi* and *Erhuang*. ( )
4. People make peace and they are usually happy at the end of each opera. ( )
5. Few people in China like Beijing Opera. ( )

2a Work in pairs and talk about the pictures with the help of the key words.



arrive/excited



lose/upset



look for/worried



get back/happy

2b Write a short passage about 2a. Try to describe the man's different feelings.

You can begin like this:

One day, Mr. Wang arrived in Beijing for a visit ...

Project

Introducing Your Favorite Movie, Play or Story

1. Write some information about your favorite movie, play or story.
2. Discuss in groups. The following questions may help you.
  - 1) What's your favorite movie/play/story?
  - 2) Are the people in it happy? Why?
  - 3) What happens in the end?
  - 4) What do you think of the ending?
3. Give a report about your discussion to the class.

# Scope and Sequence

Unit/Title	Topic	Function
<div>5</div> <div>Feeling Excited</div>	<div>1. You look excited.</div> <div>Page 1</div>	Describing feelings Expressing emotions
	<div>2. I'm feeling better now.</div> <div>Page 9</div>	Sharing feelings with other people Giving advice to people in a bad mood
	<div>3. Many things can affect our feelings.</div> <div>Page 17</div>	Expressing how things affect our feelings
<div>Review of Unit 5</div> <div>25</div>		
<div>6</div> <div>Enjoying Cycling</div>	<div>1. We're going on a three-day visit to Mount Tai.</div> <div>Page 27</div>	Making reservations and plans
	<div>2. How about exploring Tian'anmen Square?</div> <div>Page 35</div>	Reacting to the invitation Describing the features of a place
	<div>3. Bicycle riding is good exercise.</div> <div>Page 43</div>	Giving evaluation and advice
<div>Review of Units 5–6</div> <div>51</div>		



Structure	Pronunciation	Vocabulary	Strategy
Linking verb + adjective	Pronunciation of <i>-ed</i> Stress Liaison Intonation	Adjectives to describe feelings and emotions Linking verbs	Grouping words Paying attention to the pronunciation Watching English movies
Adverbial clauses of reason Equal comparison	Difference between /ɪə/ and /eə/ Pause Weak form Incomplete plosion	Adjectives to describe feelings and emotions Verbs to give advice	Making sentences Paying attention to the pronunciation Singing English songs Using what you already know
Six basic structures of simple sentences	Difference between /ɪ/ and /i:/ Pause Intonation	Words for affecting the feelings	Preparing the topic Reviewing
Infinitives	Liaison	Words to make reservations and plans Means of transportation	Paying attention to the pronunciation Using pictures Guessing meanings
Adverbial clauses of time	Difference between /θ/ and /s/ Liaison Intonation	Words of directions Names of places of interest	Using key points
Adverbial clauses of condition	Stress	Words for describing traffic accidents Words for talking about cycling	Listening for key words Paying attention to the pronunciation Using what you already know





# Scope and Sequence

Unit/Title	Topic	Function
<b>7</b> Food Festival	<b>1. We're preparing for a food festival.</b> Page 55	Giving evaluation Giving and accepting invitations Asking for permission
	<b>2. I'm not sure whether I can cook it well.</b> Page 63	Using transitions Asking for and giving permission Giving evaluation
	<b>3. I cooked the most successfully.</b> Page 71	Ordering food and taking an order Having meals Making comparison
<b>Review of Unit 7</b> 79		
<b>8</b> Our Clothes	<b>1. We will have a class fashion show.</b> Page 81	Making appointments Shopping
	<b>2. We can design our own uniforms.</b> Page 89	Expressing likes and intention Giving suggestions
	<b>3. He said the fashion show was wonderful.</b> Page 97	Reminding Showing surprise
<b>Review of Units 7–8</b> 105		
<b>Appendices</b> 109		

Structure	Pronunciation	Vocabulary	Strategy
Object clauses ( I )	Difference between /əʊ/ and /ʌ/ Stress Weak form	Names of foods Words for preparing for the food festival	Listing words Paying attention to the pronunciation Predicting Using wh-questions
Object clauses ( II ) Comparative and superlative degrees of adverbs ( I )	Difference between /tʃ/ and /dʒ/ Intonation Pause	Words of ingredients Words of tableware	Using word formation Using transitional words Paying attention to the pronunciation Developing cultural understanding
Comparative and superlative degrees of adverbs ( II )	Difference among /əʊ/, /ɔ:/ and /u:/ Intonation Pause Liaison	Phrasal verbs for eating Words for foods and drinks	Paying attention to the pronunciation Making major points Writing a title

<i>so...that ...</i> <i>... so that ...</i> <i>such...that ...</i>	Difference between /ʊ/ and /u:/ Weak form Liaison Pause Incomplete plosion	Names of clothing Words for the comments of clothing	Revising in writing Finding key words
Object clauses ( III )	Intonation	Names of clothing and occupations	Using sentence structures Paying attention to the pronunciation Noting down one's opinion Paraphrasing
Object clauses ( IV )	Stress Intonation	Names of minority Words for different costumes	Using pictures Paying attention to the pronunciation Using a mind map Using wh-questions





# UNIT 5 Feeling Excited

## TOPIC 1 You look excited.



### 1a Listen, look and say.

Kangkang: Hi! How are you doing?

Jane: Very well, thank you. You look excited. Why?

Kangkang: Guess what! My father and mother want to invite your parents to go to the movies.

Maria: Really? What movie are they going to see?

Kangkang: *The Sound of Music*.

Jane: Oh, it is one of my parents' favorite movies. They will feel happy. When are they going?

Kangkang: This Saturday. And we can spend the evening at my house. My mom will prepare some delicious food for us.

Jane: Wow! Sounds great! I'm so excited. Please say thanks to your mom for us.

Kangkang: OK, I will. On my way here, I saw Mr. Brown. He felt disappointed because he was not able to buy a ticket to *The Sound of Music*.

Michael: What a pity!



### 1b Listen to 1a and match the three parts.

- |                 |              |                                    |
|-----------------|--------------|------------------------------------|
| 1. The parents  | disappointed | couldn't get a ticket to the movie |
| 2. The children | excited      | will go to see the movie           |
| 3. Mr. Brown    | happy        | can spend the evening together     |

### 1c Ask and answer questions in pairs based on 1b. Pay attention to the underlined parts.

Example:

A: How do the parents feel?

B: They feel happy.

A: Why do they feel happy?

B: Because they will go to see the movie.

## 1d Read 1a and complete the passage.

Kangkang looks \_\_\_\_\_ because his parents want to \_\_\_\_\_ other children's parents to go to see the movie, *The Sound of Music*, this \_\_\_\_\_. The children plan to \_\_\_\_\_ the evening at his house. His parents will prepare some \_\_\_\_\_ food for them. Jane's parents will feel \_\_\_\_\_ about the news. Kangkang saw Mr. Brown on his way. Mr. Brown was disappointed because he couldn't buy a \_\_\_\_\_ to the film.

## 2 Look at the pictures. Then ask and answer in pairs.



Example:

A: How do the flowers smell?

B: They smell nice.

smell/nice



taste/delicious



look/happy



sound/wonderful



feel/excited

## 3 A. Listen to the conversations and number the pictures.



looks happy

## B. Listen again and write down the linking verbs and the adjectives.

## 4 Work in groups and make conversations, using the linking verbs and the adjectives.

A: How are you doing, Mike?

B: Very well, thank you. You look happy. Why?

A: Because ... What about you, Maria? How do you feel?

C: I feel ...

Section  
B

1a Look, listen and say.

Steve: Hi, Kangkang! Do you know what's the matter with Mr. Brown? He seems a little unhappy.

Kangkang: He feels disappointed because he couldn't get a ticket to *The Sound of Music*. I think he really wants to watch it.


Jane: I hope he can see the movie next time. It's also my favorite. I think it's very interesting. What about you, Maria?

Maria: I love operas. My favorite is *Cats*. It's so funny and interesting. Kangkang, do you like operas?

Kangkang: No, I don't like them at all. They're boring. But my parents like Beijing Opera a lot.

Maria: Then what do you like best?

Kangkang: The film, *Avatar*. It's so exciting.



1b Listen to 1a and mark T (True) or F (False).

1. Mr. Brown couldn't get a ticket to *Avatar*, so he was unhappy. ( )
2. Jane likes the film, *The Sound of Music*, because it is very interesting. ( )
3. The opera, *Cats*, is Maria's favorite. ( )
4. Kangkang's parents think that Beijing Opera is boring. ( )

1c Work in groups of five and retell 1a according to the following key points. Then link them together to form a passage.

Mr. Brown → unhappy and disappointed → *The Sound of Music*

Jane → also → *The Sound of Music*

Maria → *Cats* → funny and interesting

Kangkang's parents → Beijing Opera

Kangkang → Beijing Opera → boring → *Avatar* → exciting

2a Read the following words, paying attention to the stress and the underlined parts. Then listen and check.

'interest	disap'point	'worry	bore	ex'cite
'interesting	disap'pointing	'worrying	'boring	ex'citing
'interested	disap'pointed	'worried	'bored	ex'cited

Remembering words in groups can help you learn them better.



## 2b Fill in the blanks with the correct forms of the given words.

Michael: Hi, Steve! This is Michael. I've got a bad cold. My mother will stay at home with me. Are you \_\_\_\_\_ (interest) in her ticket to *The Sound of Music*?

Steve: What a pity! However, I don't think the movie is \_\_\_\_\_ (interest). Why not give the ticket to Mr. Brown?

Michael: Great! He must be \_\_\_\_\_ (excite) to get it.

Steve: OK, you can tell him the \_\_\_\_\_ (excite) news right now!

## 3 Listen to the passage and complete the sentences.

1. Mr. Brown was \_\_\_\_\_ to have a ticket and he also felt sorry for Michael.
2. The music in the movie sounded \_\_\_\_\_.
3. The parents felt \_\_\_\_\_ to see the movie together.
4. The children were \_\_\_\_\_ to have supper at Kangkang's house. But they felt \_\_\_\_\_ for Michael.
5. The food smelled \_\_\_\_\_ and tasted \_\_\_\_\_.

## 4a Read the following words, paying attention to the sounds of the underlined letters. Try to find the rules and add more words.

/t/ asked stopped washed /d/ loved learned lalled  
/ɪd/ excited interestd disappointd

## 4b Read the sentences in the box and pay attention to the stress, liaison and intonation. Choose the correct ones to complete the conversation. Then practice it with your partner.

- |                                   |                                |
|-----------------------------------|--------------------------------|
| a. 'How are you 'doing?           | b. 'What a 'pity!              |
| c. I 'don't like it at all.       | d. 'Guess 'what!               |
| e. We 'felt ex'cited to 'hear it. | f. 'How did the 'music 'sound? |

A: Hi, Kangkang. \_\_\_\_\_

B: Very well. \_\_\_\_\_ Maria and I went to see the opera, *Cats*, last night.

A: Really? You look very happy, so how did you like it?

B: We loved it very much because it was so funny.

A: \_\_\_\_\_

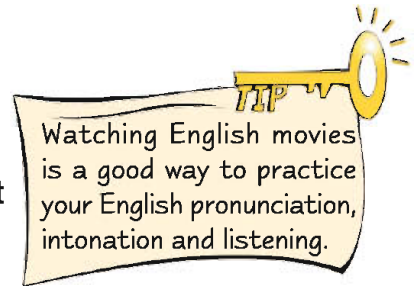
B: It sounded wonderful. \_\_\_\_\_

**TIP**  
The content words such as nouns, verbs, adjectives and interrogative words in a sentence are often stressed.

Section  
C

1a Read and understand.

1. Look at the picture and guess what the text is about.
2. Read the words in the box and guess the main idea of the text.



Maria   children   mother   die   sad   cry   father  
lonely   angry   song   play   mad   happy

*The Sound of Music* is one of the most popular American movies. It is a story about a young woman living in Austria. Her name was Maria. She went to the Von Trapp family to care for seven children.



Mrs. Von Trapp died, and the family were very sad. The children cried and shouted every day. The father was lonely and often became angry because of the noisy children.

Maria taught the children to sing lively songs and perform short, funny plays to cheer them up. The father was almost mad at first, but the smiling faces of his children made him happy again.

1b Read 1a and complete the table.

Paragraph 1	The film is very _____. It is about Maria from _____. She took care of seven _____ of the Von Trapp family.
Paragraph 2	The Von Trapp family were _____ before Maria came. The children always _____ and _____. The father felt _____ and often became _____ with the children.
Paragraph 3	Maria tried to cheer them up with _____ songs and short, _____ plays. The father felt _____ at first, but then he became _____ again when he saw their _____ faces.

**1c** Read 1a again and discuss the questions in pairs. Then retell the story based on 1b and 1c.

1. Why did Maria go to the Von Trapp family?
2. Why were the Von Trapp family sad?
3. How did Maria cheer up the children?
4. What do you think of Maria?

**2a** Suppose you are Steve. Interview Mr. Brown about *The Sound of Music* with the help of the questions below and the text .

- |                              |                               |
|------------------------------|-------------------------------|
| 1. What kind of movie is it? | 2. How does the music sound?  |
| 3. What is it mainly about?  | 4. What happens in the movie? |

Steve: Hello, Mr. Brown! Did you go to see the movie, *The Sound of Music*, yesterday?

Mr. Brown: Yes.

Steve: What do you think of it?

...

**2b** Write down the conversation between Steve and Mr. Brown in your exercise book.


**3** Learn to sing the song, *Do Re Mi*, and other songs in the film. Then perform them in your class.

## Do Re Mi

Let's start at the very beginning, a very good place to start. When you read, you begin with ABC. When you sing, you begin with Do, Re, Mi, Do, Re, Mi, Do, Re, Mi. The first three notes just happen to be Do, Re, Mi, Do Re Mi. Do, Re, Mi Fa So La Ti.

Doe, a deer, a female deer. Ray, a drop of golden sun. Me, a name I call myself. Far, a long long way to run. Sew, a needle pulling thread. La, a note to follow sew. Tea, a drink with jam and bread. That will bring us back to Do-oh-oh.

Do Re Mi Fa So La Ti Do, So, Do!





Read through Sections A-C and pay attention to the underlined parts of the sentences in Grammar. Then fill in the blanks in Functions.

## Grammar

### Linking Verb + Adjective

You <u>look excited</u> .	It <u>tastes delicious</u> .
He <u>felt disappointed</u> because he was not able to buy a ticket.	
He <u>seems a little unhappy</u> .	It <u>is so funny and interesting / boring / exciting</u> .
We <u>feel excited</u> to hear it.	It <u>sounds wonderful</u> .
The father <u>was lonely</u> and often <u>became angry</u> .	

## Functions

What a _____!	He seems a little _____.
The parents felt happy _____ the movie together.	
I don't like them _____.	_____ did the music sound?

How well do you know Sections A-C? Now do the following tasks and check.

### 1 Read the passage and mark T (True) or F (False).

#### Beijing Opera

Beijing Opera is our national opera. It came into being after 1790 and has a history of over 200 years. Its music and singing came from *Xipi* and *Erhuang* in Anhui and Hubei. There are four main roles in Beijing Opera: *Sheng*, *Dan*, *Jing* and *Chou*. Beijing Opera is full of famous stories, beautiful facial paintings, wonderful gestures and fighting. Some of the stories are from history books, but most are from famous novels. The people in the stories usually can't agree with each other. They become angry, unhappy, sad and lonely. Sometimes they are frightened and worried. Then they find a way to make peace with each other. Everyone is usually happy in the end.

Beijing Opera is an important part of Chinese culture. In China it used to be popular with old people while young people didn't like it very much. However, more young people are becoming interested in it nowadays. And more people

around the world are learning about Beijing Opera's special singing, acting and facial paintings.



*Sheng*



*Dan*



*Jing*



*Chou*

1. Beijing Opera came into being in 1790. ( )
2. *Wusheng* and *Huadan* are roles in Beijing Opera. ( )
3. Its stories are from *Xipi* and *Erhuang*. ( )
4. People make peace and they are usually happy at the end of each opera. ( )
5. Few people in China like Beijing Opera. ( )

**2a** Work in pairs and talk about the pictures with the help of the key words.



arrive/excited



lose/upset



look for/worried



get back/happy

**2b** Write a short passage about 2a. Try to describe the man's different feelings.

You can begin like this:

One day, Mr. Wang arrived in Beijing for a visit ...

## Project

### Introducing Your Favorite Movie, Play or Story

1. Write down some information about your favorite movie, play or story.
2. Discuss in groups. The following questions may help you.
  - 1) What's your favorite movie/play/story?
  - 2) Are the people in it happy? Why?
  - 3) What happens in the end?
  - 4) What do you think of the ending?
3. Give a report about your discussion to the class.



## TOPIC 2 I'm feeling better now.



### 1a Listen, look and say.

Miss Wang: Hello, Helen! You look worried. Anything wrong?

Helen: It's Li Hong. She's so unhappy.

Miss Wang: Oh dear! I'm sorry to hear that. What seems to be the problem?

Helen: She is crying in the bathroom because she did badly in the English exam. She is very strict with herself. You know, Li Hong is new here. She is quiet and shy. She feels very lonely because she has no friends to talk with.



Miss Wang: Thank you for telling me. I think I should have a talk with her.

Helen: Thank you, Miss Wang. I'm really worried about her.

### 1b Listen to 1a and complete the table.

Name	Feeling	Reason
Helen	looks _____	Li Hong is _____.
Li Hong	feels _____	1. She did _____ in the English exam. 2. She is _____ here. 3. She is _____ and _____.
Miss Wang wants to _____ her.		

### 1c Ask and answer questions in pairs based on 1a and 1b.

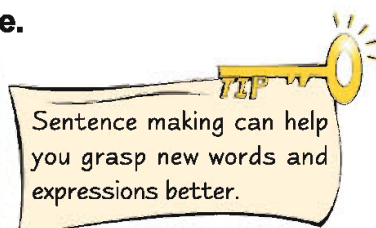
Example:

A: Why does Helen look worried?

B: Because Li Hong is so unhappy.

### 2 Look at the pictures and match the expressions in the box with them. Then make sentences by following the example.

- |                           |                        |
|---------------------------|------------------------|
| A. feel lonely/no friends | B. look tired/homework |
| C. be excited/movie       | D. get angry/be lost   |
| E. feel sad/fall down     | F. seem worried/be ill |





The girl feels lonely  
because she has no friends.



**3** Choose the correct words or phrases to complete the e-card. Then listen and check.

strict with	worry about	do better	do badly in	cheer ... up
talk with	shy	happy	wonderful	disappointed

Dear Li Hong,

I'm sorry to see that you are unhappy these days. So I send this card to \_\_\_\_\_ you \_\_\_\_\_.

You don't need to \_\_\_\_\_ the English exam. It doesn't matter if you \_\_\_\_\_ one exam. You can work harder and \_\_\_\_\_ next time. Take it easy, and don't be too \_\_\_\_\_ yourself. You're a quiet and \_\_\_\_\_ girl. Try to talk to others, and you'll be \_\_\_\_\_ again. I'd like to be your friend and \_\_\_\_\_ you if you want. I hope you feel better when you see this card.

Good luck!

Yours,  
Helen

Section  
B

1a Look, listen and say.

Miss Wang: Hi, Li Hong! How are you feeling today?

Li Hong: I'm feeling really sad because I failed the English exam.

Miss Wang: That's too bad, Li Hong! Why don't you talk to someone when you feel sad?

Li Hong: I want to, but I don't know how to talk with others about it.

Miss Wang: Don't worry. Everyone gets these feelings at your age. Who do you want to make friends with?

Li Hong: Well, Helen is nice. She always tells me jokes and makes me laugh. She seems to like me.

Miss Wang: Yes. I'm sure she would like to be your friend. There, there! It'll be OK.

Li Hong: Thanks, Miss Wang. I'm feeling better now.



1b Listen to 1a and tick the problems and suggestions you hear.

Problem
<input type="checkbox"/> A. feel sad
<input type="checkbox"/> B. don't know how to talk with others
<input type="checkbox"/> C. fail the English exam

Suggestion
<input type="checkbox"/> 1. find others to talk to
<input type="checkbox"/> 2. have a good rest
<input type="checkbox"/> 3. make friends with Helen

1c Read 1a and fill in the blanks with the correct phrases.

Li Hong is feeling sad because she \_\_\_\_\_.  
 She doesn't know how to talk with others about it. Miss Wang tells her that everyone \_\_\_\_\_ at her age. Li Hong wants to \_\_\_\_\_  
 Helen because Helen always \_\_\_\_\_ and \_\_\_\_\_.  
 Miss Wang is sure Helen would like to be her friend. Li Hong is \_\_\_\_\_  
 after a talk with her teacher.

## 2a Listen to the conversation and fill in the blanks.

Helen: Hi, Li Hong! Are you OK today?

Li Hong: Oh, yes. After talking with Miss Wang, I'm  
feeling \_\_\_\_\_ now.

Helen: I'm \_\_\_\_\_ to hear that. By the way, Miss  
Wang says that you want to be friends with me.

Li Hong: Yes. Would you like to become my friend, Helen?

Helen: I'd love to. If you have any \_\_\_\_\_ with your  
studies, just let me know.

Li Hong: Yeah, I find it \_\_\_\_\_ to learn English well.

Helen: Don't \_\_\_\_\_. I'll help you with it.

Li Hong: Thank you. You're so \_\_\_\_\_ to me.



## 2b Suppose Tom is new in your class and feels lonely. Talk with him and try to help him. The following phrases may help you.

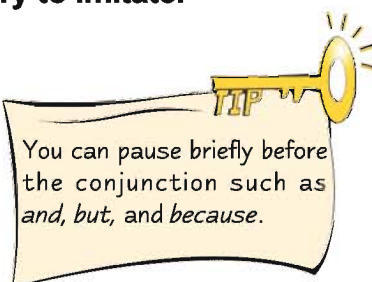
Problem	Suggestion
miss his family	call your parents often
have no friends	talk to others
know little about Chinese	find new friends
	ask ... for help

## 3a Read the following pairs of words and pay attention to the sounds of the underlined letters. Then listen and try to imitate.

/ɪə/ - /eə/: hear—hair    fear—fair    dear—dare    really—rarely

## 3b Read the following sentences, paying attention to the pause, weak form and incomplete plosion. Then listen and try to imitate.

1. She always tells me jokes / an(d) makes me laugh.
2. Mr. Brown was disappointe(d) / because he couldn'(t)  
buy a ticke(t) to the film.
3. I'm feeling really sad(d) / because I failed(d) the  
English exam.
4. I felt(t) lonely at(t) first(t) / but(t) now I'm used(d) to  
everything here.





**1a Read and understand.**

Read the underlined key words and guess what the letter is about.

March 1st

Dear Xiao Fang,

How time flies! I miss you very much. How I wish to visit you!

A few months ago, I was new here, you know. At that time, I was really upset and lonely. What's more, I couldn't sleep as well as usual. I was not used to anything here. I thought the roads here were not so clean as those in our hometown. The food was not as delicious as ours, either. It also seemed that the people here were not so friendly as you. But now, everything has changed. With the help of my teachers and classmates, I'm getting used to the life here. I'm not afraid to talk with others now. My classmates all accept me. I live as happily as before.

Please give my best wishes to your parents.

Yours,  
Li Hong

**1b Read 1a and complete the table.**

Time	Feeling	Condition
A few months ago	I was _____ and _____.	1. I was _____ here. 2. I couldn't sleep as _____ as usual. 3. The roads here were not so _____. 4. The food was not as _____ as ours. 5. The people were not so _____ as you.
Now	I live as _____ as before.	1. I'm getting used to the _____ here. 2. My classmates all _____ me. 3. My teachers are _____ to me.

**1c Retell the letter based on the underlined words and the table in 1b. You may add more information.**



## 2 Complete the sentences with the words in the box.

funny happily excited well upset

1. My father was very \_\_\_\_\_ because my mother was ill last night.
2. The children jumped and cheered because they were \_\_\_\_\_.
3. Mike is making faces. He looks as \_\_\_\_\_ as Zhao Benshan.
4. With our help, the people in Wenchuan will live as \_\_\_\_\_ as before.
5. Kangkang can't speak English as \_\_\_\_\_ as Michael.

## 3 Look at the table and make sentences with as ... as ... or not as/so ... as ... Then talk with your partner about the people around you.

Picture					
Name	lovely	brave	helpful	carefully	fast
Helen	☆☆☆	☆☆☆☆	☆☆☆☆	☆☆☆☆	☆☆☆☆
Maria	☆☆☆	☆☆	☆☆☆☆	☆☆☆	☆☆☆☆

## 4 Make a similar table to compare one of your friends with you. Then write a passage.

You may begin like this:

Qiqi and I are good friends. We both study at Beijing International School.  
Qiqi is as lovely as I, but...

## 5 Sing this song.

### It's a Small World

There's a world of laughter, a world of tears.  
It's a world of fun and a world of fears.

There's so much that we share and it's  
time we're aware. It's a small world after all.

It's a small world after all. It's a small world after all. It's a small world after all.  
It's a small, small world.

There is just one moon and one golden sun and a smile means friendship to  
everyone. Though the mountains divide and the oceans are wide, it's a small world  
after all.





Read through Sections A-C and understand the underlined parts of the sentences below.

## Grammar

### Adverbial Clauses of Reason

She is crying in the bathroom because she did badly in the English exam.

She feels very lonely because she has no friends to talk with.

I'm feeling really sad because I failed the English exam.

### Equal Comparison

I live as happily as before.

Qiqi is as lovely as I.

It also seemed that the people here were not so friendly as you.

The food was not as delicious as ours.

## Functions

What seems to be the problem?

How are you feeling today?

I was really upset and lonely.

Would you like to become my friend?

I think I should have a talk with her.

Why don't you talk to someone when you feel sad?

How well do you know Sections A-C ? Now do the following tasks and check.

### 1a Skim the passage and match the words or phrases with their meanings.

useless

deal with

elder

refuse

understand

not useful

to know what someone or something means

to say you will not do something

older than someone

to solve a problem

### Dealing with Sadness

No one can be happy all the time. You may become unhappy sometimes, for example, when you fail an exam or when you lose one of your friends. It's normal to have these feelings. If you don't know how to deal with these problems, you may learn something from Jeff.

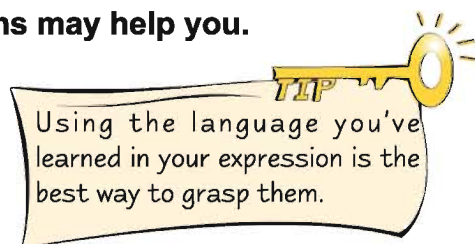
Jeff almost went mad when his elder brother was killed in a car accident. He refused to play soccer or go to the movies with his friends. Instead, he just sat in his bedroom and didn't talk to anyone, even his parents. Jeff felt that the world was unfair. He was quite angry with the driver because his car hit his brother, even though it was an accident. After a few months, Jeff began to understand it was useless to be angry. Now he still misses his brother, but he doesn't hate the driver any longer. He is beginning to talk to his parents and that makes them happy again. He no longer stays in his room by himself. Instead, he goes to the movies or plays sports with his friends. He is feeling better now.

#### 1b Read 1a again and answer the following questions.

1. How did Jeff feel when his brother died in a car accident?
2. At first, how did Jeff deal with his sadness?
3. Why was he angry with the driver?
4. Why is Jeff feeling better now?
5. What can you learn from Jeff?

#### 2 Work in pairs and talk about how you deal with sadness. Then write a short passage. The following questions may help you.

1. Why did you feel sad?
2. How did you feel at first?
3. What did you do to deal with sadness?
4. How did you feel later?



## Project

### Problems and Solutions

1. Ask your classmates about their problems.
2. Discuss the problems with your classmates and find the ways to solve them.
3. Write down the suggestions.

# TOPIC 3 Many things can affect our feelings.



## 1a Listen, look and say.

Michael: Hello, Kangkang! This is Michael speaking.

Kangkang: Hello, Michael! Is there anything wrong?


Michael: I'm worried. We'll have a test tomorrow and I always get nervous before a test.

Kangkang: Relax, Michael. I am sure you will do well.

Michael: But Kangkang, the test is a speech. I get so nervous when I give a speech.

Kangkang: I will help you, Michael. I have a CD about giving speeches. We can listen to it at my house. Then you can practice.

Michael: Kangkang, I feel more relaxed now because of your help. You are really a good friend. Thank you so much.



## 1b Read the questions first and listen to 1a. Then answer the questions.

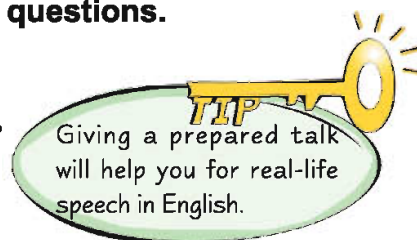
1. What is Michael worried about?
2. How does Michael feel when he has to give a speech?
3. What is Kangkang's suggestion for helping Michael?
4. Do you think Michael will do well in his test?

## 1c Read 1a and complete the passage.

Michael is \_\_\_\_\_ because he will give a \_\_\_\_\_ tomorrow. Kangkang asks him to \_\_\_\_\_ and believes Michael can do \_\_\_\_\_. Kangkang also asks Michael to listen to a CD about \_\_\_\_\_ speeches at his house. Michael feels \_\_\_\_\_ because of Kangkang's help. He thinks Kangkang is a good \_\_\_\_\_.

## 2 Work in groups and discuss the following questions.

1. How do you feel when you give a speech?
2. If your friend is worried about his/her speech, how will you help him/her to relax?



## 3 A. Listen to the conversations and number the pictures.



## B. Listen again and match the problems with the people. Then complete the suggestions for them.

Maria Jane Kangkang Mike Lucy

1. I am worried. I always get frightened when I have to go to the dentist.

Suggestion: \_\_\_\_\_ and just \_\_\_\_\_ the dentist's advice.

2. I always get nervous and feel shy when I speak English in public.

Suggestion: Just be \_\_\_\_\_ and \_\_\_\_\_ often.

3. I am getting fat.

Suggestion: \_\_\_\_\_! Why not \_\_\_\_\_ rich food and \_\_\_\_\_?

## 4a Which of the following situations make you sad (S), happy (H), worried (W) or afraid (A)? Discuss your feelings in groups.

- ☐ 1. Your father is ill in bed.
- ☐ 2. Your team won a basketball game again.
- ☐ 3. Your friend fell off her bike.
- ☐ 4. Your father bought you a new computer.
- ☐ 5. You see a snake lying on the road.
- ☐ 6. There is so much homework on the weekend.

## 4b Study the following sentence structures. Then match them with the sentences in 4a.

- |                     |                 |
|---------------------|-----------------|
| a. S+V+IO+DO ( )    | d. S+V+O ( )    |
| b. There be ... ( ) | e. S+V+P ( )    |
| c. S+V ( )          | f. S+V+O+OC ( ) |



## Section B

### 1a Look, listen and say.

Kangkang: I am happy that Michael gave a good speech. He did it so well.

Jane: Yes, but he still seems very upset. I am afraid he is going to be sick.

Kangkang: That's true. Feelings can affect our health. If we are not confident about ourselves, we may feel upset or nervous. When we are in a bad mood all the time, we could become sick.

Maria: Let's do something for Michael! What about telling him that he is brave and great?

Kangkang: Let's show him that we are proud of him. He was afraid to give his speech, but he did it anyway.

Jane: That's a good idea. We will show him that friends help each other.

Maria: Let's give Michael a surprise! We can put on a short play, just as we do at the English Corner. It can show how friendship helps keep us healthy.

Jane: Sounds great! Let's get ready for it!



### 1b Listen to 1a and number the phrases you hear.

\_\_\_\_\_ help each other

\_\_\_\_\_ give a speech

\_\_\_\_\_ be proud of

\_\_\_\_\_ seem upset

\_\_\_\_\_ get ready for

\_\_\_\_\_ put on a play

### 1c Read 1a and fill in the blanks with the correct phrases.

1. Kangkang says when we are \_\_\_\_\_ all the time, we could become sick.
2. They want to tell Michael that he is \_\_\_\_\_ and they \_\_\_\_\_ him.
3. They will show him that friends can help \_\_\_\_\_.
4. They will also put on a short play to \_\_\_\_\_ Michael \_\_\_\_\_.
5. They will \_\_\_\_\_ the short play and they are sure to help Michael relax.

- 2** Look at the pictures and make up sentences. Then decide which sentence structures they belong to.



1. aunt, find, passport,  
my, her, can't
- 



2. all day, the boss, the  
workers, makes, work
- 



3. near, my house, is, a  
river, there
- 



4. green, the trees, turn
- 



5. flying, birds, some,  
are, happily
- 



6. her grandson, a present,  
buy, she
- 

- 3a** Read the following pairs of words and pay attention to the sounds of the underlined letters. Then listen and try to imitate.

/ɪ/ - /i:/ sick—seek    sit—seat    fill—feel    will—wheel

- 3b** Read the sentences and pay attention to the pause and intonation. Then listen and try to imitate.

1. We can put on a short play,/just as we do at the English Corner.
2. If we are not confident about ourselves,/we may feel upset or nervous.
3. When we are in a bad mood all the time,/we could become sick.

# Section C

## 1a Read and understand.

Tick the things that can affect your feelings and moods. Then look at the pictures and predict what will be mentioned in the text. Then add more ideas.

- |                                     |                                   |                                      |                                 |
|-------------------------------------|-----------------------------------|--------------------------------------|---------------------------------|
| <input type="checkbox"/> weather    | <input type="checkbox"/> books    | <input type="checkbox"/> holiday     | <input type="checkbox"/> colors |
| <input type="checkbox"/> big events | <input type="checkbox"/> homework | <input type="checkbox"/> environment | <input type="checkbox"/> music  |




I think the moon can affect my moods, especially when the full moon is high in the sky on the Mid-autumn Festival. The moon is so round and bright. But I can't get together with my family. I feel very lonely, and my eyes fill with tears.

The environment can change my feelings. I live in a big city. It is always noisy and crowded with people. I feel nervous and I have trouble sleeping at night. I hope to live in the countryside some day. It's clean and quiet. I think I could relax and sleep well.



I think the weather can affect my moods. When it rains, I always feel sad. When the sun shines brightly, it makes me happy again.

Colors can affect my feelings and moods. Orange and yellow make me feel confident. When I am feeling sad, these colors cheer me up. Blue and white can make me feel calm. Green is the color of nature. It can give me more energy. Wearing red often makes me feel active.



Big events can affect me a lot. When I talk about the Wenchuan earthquake with friends, sadness and worries always come to me. But when we talk about Beijing 2008 Olympics, I always feel excited.

## 1b Read 1a again and complete the table. Then retell the passage.

Thing	Condition	Feeling
moon	can't be with the family _____ the family	_____ happy
environment	noisy and crowded with people _____	_____ relaxed
weather	rainy _____	_____ happy
color	orange and yellow _____ green _____	_____ calm more _____ active
big event	_____ Beijing 2008 Olympics	sad and worried _____

## 1c Discuss in groups to find more information and give your own opinions.

Thing	Feeling
noise	When I'm doing my homework, I hate loud noise.
music	When I am excited, I like rock music. When I'm sad, I don't like it.
movie	Sad movies often make me unhappy.
...	...

## 2 Write a passage about how things affect your feelings.

You can begin like this:

Colors can affect my feelings. \_\_\_\_\_

---



---



---



Read through Sections A-C and understand the sentences in Grammar. Then fill in the blanks in Functions.

## Grammar

### Six Basic Structures of Simple Sentences

When you learn English, you should review your lessons often.

Your father is ill in bed.	S+V+P
Your team won a basketball game again.	S+V+O
Your friend fell off her bike.	S+V
Your father bought you a new computer.	S+V+IO+DO
You see a snake lying on the road.	S+V+O+OC
There is so much homework on the weekend.	There be ...

## Functions

I get so \_\_\_\_\_ when I give a speech.

Let's show him that we are \_\_\_\_\_ of him.

Let's give Michael a \_\_\_\_\_!

I think the moon can affect my \_\_\_\_\_.

How well do you know Sections A-C? Now do the following tasks and check.

### 1 Read the passage and complete the chart on Page 24.

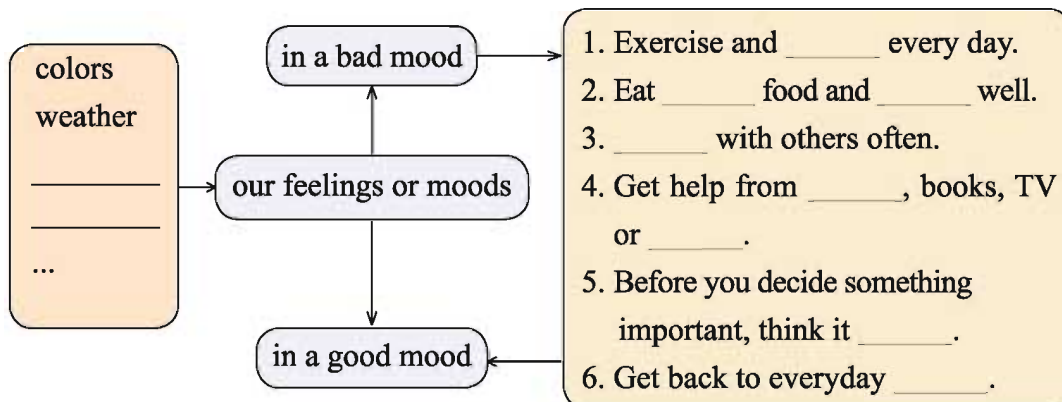
#### How to Stay in Good Spirits

Many things around us may affect our feelings and moods, such as colors, weather, news and the environment. It is very important for us to be in a good mood. If we are in good spirits, we can study or work better. So we must learn to take care of ourselves and stay in a good mood. Here are some suggestions:

1. Exercise and relax every day.
2. Remember to eat healthy food and have a good sleep.
3. Don't keep silent. Talk with your friends, parents or teachers often. Tell them about what you think and how you feel. Try to get help from them.



4. Get help from newspapers, books, TV or the Internet.
5. Think it over before making an important decision.
6. Get back to your everyday activities. It will give you a sense of happiness.



**2a** Work in groups and discuss the ways to be happy. Tick (✓) the ways that you think are good and cross (×) the ways that are bad. Then list your own good ways.

- ☐ Try to have a sport as your hobby.
- ☐ Read your favorite books.
- ☐ Eat a lot of delicious food.
- ☐ Listen to some relaxing music.
- ☐ Smile often and don't be so strict with yourself.

**2b** Write a short passage about how to stay happy based on 2a.

## Project

### Expressing Your Moods

1. Write a list of the "feeling" words you know.
2. Work in groups and discuss what can affect your moods and find out the best ways to deal with them. Then write them down and report your ideas to the class.

Nervous ( 😰 ): \_\_\_\_\_ Worried ( 😟 ): \_\_\_\_\_

Sad ( 😞 ): \_\_\_\_\_ Disappointed ( 😞 ): \_\_\_\_\_

# Review of Unit 5

- 1a** Read the following words and group them by the sounds of the underlined letters.

<u>fe</u> el	s <u>i</u> ck	s <u>ee</u> m	s <u>tr</u> ict	de <u>l</u> icious
t <u>i</u> cket	pl <u>ea</u> se	s <u>ee</u>	s <u>pi</u> rit	s <u>pe</u> ech

/ i / \_\_\_\_\_ / i: / \_\_\_\_\_

- 1b** Read the sentences aloud and pay attention to the marked parts.

- Let's 'ge(t) ready for it.
- When I 'make a speech, I 'ge(t) nervous.
- 'Why don't you 'tal(k) to someone/when you are sad?
- She is 'crying in the 'bathroom /because she di(d) badly in the 'English exam.

- 2** Complete the sentences with the correct forms of the words or phrases in the box.

decide    fantastic    lose    excited    sense    invite  
give ... a surprise    be proud of    do well in    deal with

- We \_\_\_\_\_ the game again. It gave us a \_\_\_\_\_ of disappointment.
- The host \_\_\_\_\_ an animal star to perform in our party. It \_\_\_\_\_.
- Think over the problem before you make a \_\_\_\_\_. Then you will \_\_\_\_\_ it well.
- Michael \_\_\_\_\_ the speech. His friends \_\_\_\_\_ him.
- The 3D movie was \_\_\_\_\_ and all of us felt \_\_\_\_\_.

- 3** Look at the pictures and make sentences with the words under each picture.

Example:



The boy seems worried because he will have a math exam.



feel lonely/miss parents



get nervous/give a speech

Example:



not so ... as/tall

Amy is not so tall as Kangkang.



not so ... as/heavy



as ... as/cute

#### 4 A. Listen to the students' problems and match their names with the "feeling" words.

Mike  
Jim  
Tom  
Kate  
Ann

lonely  
shy  
frightened  
afraid  
worried

Take a walk and relax before going to bed.  
Go to the Lost and Found in the school.  
Don't be afraid. Follow the dentist's advice.  
Be brave! Everything will be fine.  
Go out and make some friends.

#### B. Listen again and match the students' feelings with the advice.

#### 5 Read the doctor's suggestions and complete the table.

Everyone feels sad sometimes. It's normal to feel sad when something bad happens to you. It's all right to show you're sad. It's all right to cry. But if you talk to your friends, teachers or parents, listen to soft music or take part in activities, you may feel much better. Try to smile at life when you are in trouble and then you will soon be happy again. If you have any problem, please call me at 267-6790. Don't keep silent about your problem.



How to stop unhappy feelings	
Doctor Chen's suggestions	1) It's _____ to feel sad and it's _____ to show it.
	2) You'd better _____ to our friends, teachers or _____.
	3) You can listen to _____ music or take part in _____.
	4) _____ at life when you are in _____.
	5) Don't keep _____ about your problem.

#### 6 Suppose Li Ming has one of the following problems. Write an e-card to him and give your suggestions.

- Have a fear of speaking English in public.
- Have difficulty talking with his parents.
- No close friends to talk with.
- Feel nervous when answering questions in class.

# UNIT 6 Enjoying Cycling

## TOPIC 1 We're going on a three-day visit to Mount Tai.

### Section A

#### 1a Listen, look and say.

Miss Wang: Boys and girls, I have some exciting news to tell you. For our spring field trip, we're going on a three-day visit to Mount Tai.

Maria: Wow, how wonderful! How shall we get there?

Michael: Shall we cycle there?

Kangkang: Sounds exciting! But it will take us a few days to get there by bike.

Miss Wang: Let's make the decision together. It's too far to cycle, but we can choose proper vehicles.

Jane: Yes. Let's decide.

Michael: Let's find out some information about the cost.

Miss Wang: OK. Kangkang and Michael, you two find the cost for the train. Helen, you need to find the cost for the bus.

Jane: I'd love to go by plane. I'll ask the airline over the phone.

Miss Wang: OK. Bring your information tomorrow and we'll decide on the best way to travel on our field trip.



#### 1b Listen to 1a and mark T (True) or F (False).

1. For their spring field trip, they're going on a three-day visit to Mount Tai. ( )
2. It will take them a few days to get there by bus. ( )
3. Kangkang and Michael will find the cost for the train. ( )
4. Helen will find the cost for the plane. ( )
5. Miss Wang will decide on the best way to travel. ( )

#### 2 Work in pairs and discuss the best way to travel.



Price: ¥ 700.00

Total time: 1 hour



Price: ¥ 145.00

Total time: 7 hours



Price: ¥ 200.00

Total time: 8 hours



Price: ¥ 0

Total time: 2 days

Example:

A: How much does it cost to get to Mount Tai by ...?

B: It costs ...

A: How long does it take to go there by ...?

B: It takes ...

A: The best way to get there is by ... because ...

B: I think so. / ...

**3 Complete the table according to your coming trip and your partner's. Then ask and answer in pairs, paying attention to the structure "to + v.".**



Who	Where	Why	When	How	How much
You					
Your partner					

Example:

A: Where do you plan to visit?

B: I plan to visit Harbin.

A: Why do you want to visit it?

B: Because it's an interesting place.

A: When are you going to start out?

B: I plan to start out next month.

A: How will you get there?

B: By train.

A: How much does it cost to get there?

B: It costs about a hundred *yuan*.

A: What do you think your trip will be like? B: ...

**4 A. Listen to the notice and complete the table.**

Where to go	When to leave	How	How long to stay	Things to take
Xiangshan Park	_____	by _____	_____ hours	enough _____ proper _____ and _____

**B. Listen again and tick what the children will do in the park.**

☐ go climbing

☐ have a picnic

☐ have an English Corner

☐ go swimming

☐ take photos

☐ sing under the tree



Section  
B

**1a Look, listen and say.**

(Kangkang is booking the train tickets to Mount Tai.)

Clerk: Hello, Beijing Railway Station. Can I help you?

Kangkang: Yes, I'd like to book some tickets to Mount Tai on April 13th.

Clerk: OK. The train leaves at 11:15 a.m. and arrives at Taishan Railway Station at 6:17 p.m.

Kangkang: Great! And what about the price?

Clerk: We have tickets at ¥145 for the hard sleeper and ¥224 for the soft sleeper. Which kind do you want?

Kangkang: I'd like to book 21 tickets for the hard sleeper.

Clerk: All right. Please come to our office with your ID cards and pay for the tickets before 5:30 p.m. May I have your name and telephone number, please?

Kangkang: Sure. I'm Li Weikang and my telephone number is 8250-2448.

Clerk: Li Weikang. Your phone number is 8250-2448?

Kangkang: Right. Thank you.

Clerk: You're welcome.



**1b Listen to 1a and complete the table.**

Name		Departure time	
Tel		Arrival time	
From		Kind of tickets	
To		Price (per ticket)	
Total price		Number of tickets	

**1c Read 1a and fill in the blanks based on 1b.**

Li Weikang is booking some tickets from \_\_\_\_\_ to \_\_\_\_\_ on the phone. He needs 21 \_\_\_\_\_ tickets and they cost \_\_\_\_\_ yuan together. The train leaves at \_\_\_\_\_ a.m. and \_\_\_\_\_ Taishan Railway Station at 6:17 p.m. Li Weikang's \_\_\_\_\_ is 8250-2448.

## 2 Read the conversation and write down the price of the rooms under each picture. Then complete it with the sentences in the box and practice in pairs.

Clerk: Good morning, Lantian Hotel. \_\_\_\_\_

Maria: Good morning, I want to book some rooms.

Clerk: OK. We have rooms with a bathroom, TV, fridge and air conditioner. \_\_\_\_\_ Also, from the windows you can see the mountains.

Maria: \_\_\_\_\_

Clerk: A standard room with two single beds costs ¥100 and a room with one single bed costs ¥ 80.

Maria: OK. I want to book 10 standard rooms with two single beds and one room with one single bed.

Clerk: \_\_\_\_\_ And how long do you plan to stay?

Maria: From April 13th to 15th, two nights.



Price: ¥ \_\_\_\_\_



Price: ¥ \_\_\_\_\_

- A. How much does a standard room cost?
- B. When do you want them?
- C. What can I do for you?
- D. We are sure that conditions here will make you feel comfortable.

## 3 A. Listen to the conversation and check what kinds of rooms the hotel has.

☐ Standard room for one person

¥ \_\_\_\_\_

☐ Standard room for two people

¥ \_\_\_\_\_

☐ Room for three people with a bathroom and air conditioner

¥ \_\_\_\_\_

☐ Room for three people without a bathroom or air conditioner

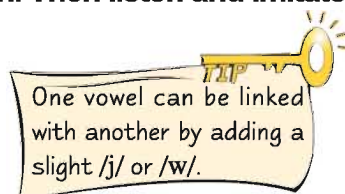
¥ \_\_\_\_\_

Date: From \_\_\_\_\_ to 6th Telephone number: \_\_\_\_\_

## B. Listen again and complete the information above.

## 4 Read the sentences and pay attention to the liaison. Then listen and imitate.

1. May I have your name, please?
2. I want to go on a trip to Mount Tai.
3. I'd like to visit my aunt on Sunday.
4. Why don't we go out for the day?



**Section  
C**

**1a Read and understand.**

**TIP**  
Pictures can help you to predict what happens in a passage.

Check what you will do to raise money for a field trip.

- |  |   |
|--|---|
| <input type="checkbox"/> use your lucky money      | <input type="checkbox"/> ask your parents for money |
| <input type="checkbox"/> borrow money from friends | <input type="checkbox"/> give a show                |

**King or Queen for a Day**

It is very common to raise money in Canadian and American schools. Students, teachers and parents have many special ways to raise money for field trips. Some schools think of great ideas, such as “King or Queen for a Day”. It costs each student one dollar to buy a ticket for the draw. After all the tickets are sold, one ticket is drawn.



The student with the winning ticket will be the king or queen for the next school day. When the student arrives in the morning, the headmaster greets him or her and carries the student's books. The student sits in the headmaster's chair for the day and even can use the headmaster's mobile phone to call home. At noon, the headmaster and other teachers order a special lunch and serve it to the student.

**1b Read 1a and match the words with their meanings.**

**TIP**  
You can guess the meaning of a new word by looking at the words around it.

common  
raise  
special  
order  
serve

to collect money  
to ask for food or drinks in a restaurant or hotel  
happening often  
different from what is normal  
to give somebody food or drinks during the meal

**1c Read 1a again and put the sentences in the correct order.**

- ☐ Each student spends one dollar buying a ticket.
- ☐ The student has a special lunch.
- ☐ The headmaster greets the student in the morning.
- ☐ One student's ticket is drawn and he or she will be the king or queen.

## 2 Read and complete the letter with the correct forms of the given words.

Dear Li Wei,

How are you?

I have some great news \_\_\_\_\_ (tell) you. Next week, we're going on a spring field trip. You know, spring is the best time \_\_\_\_\_ (climb) Mount Tai. There are many interesting places \_\_\_\_\_ (visit) there. Mount Tai is in Taian, Shandong. So we decided \_\_\_\_\_ (take) the train. Kangkang helped us \_\_\_\_\_ (book) the train tickets. I also called \_\_\_\_\_ (book) some rooms.


Many of us didn't have enough money, so Michael advised us \_\_\_\_\_ (raise) money, such as putting on a show, and \_\_\_\_\_ (sell) flowers and old books. It's so exciting!

I'm looking forward to hearing from you.

Yours,  
Maria

## 3a Match the following ideas about how to raise money with the pictures.

1. The best way to raise money is to sell newspapers.
2. Why don't we put on a show to raise money?
3. Let's sell old books.
4. I think we can sell flowers to raise money at the weekend.



## 3b Work in groups and discuss which idea above is the best. And why?

Best way: \_\_\_\_\_

Reason: \_\_\_\_\_



Read through Sections A-C and complete the sentences with the correct words.

## Grammar

### Infinitives

I have some exciting news \_\_\_\_\_ (tell/to tell/telling) you.

But it will take us a few days \_\_\_\_\_ (to get/get/getting) there by bike.

Kangkang helped us \_\_\_\_\_ (book/booking) the train tickets.

Why don't we put on a show \_\_\_\_\_ (to raise/raising/raise) money?

## Functions

We're going on \_\_\_\_\_ visit to Mount Tai.

Let's \_\_\_\_\_ some information about the cost.

I'd like to \_\_\_\_\_ some tickets to Mount Tai on April 13th.

May I \_\_\_\_\_ your name and telephone number, please?

I'm looking forward to \_\_\_\_\_ you.

How well do you know Sections A-C? Now do the following tasks and check.

### 1a Number the sentences to form a passage about Sandy's trip to Japan.

- ( ) But the most interesting thing for me was to take photos. I love to take photos with my friends in beautiful places.
- ( ) On the third day of our trip, we climbed Mount Fuji. It was snowing when we got to the top. I was so excited that I didn't feel cold at all.
- ( 1 ) Our plane left Beijing at 7:30 a.m. and landed safely in Japan after about four hours. The weather was pleasant.
- ( ) During our trip, in the evenings, I sometimes went swimming in the pool, while my best friend, Kelly, always went shopping.
- ( ) The next day, we went to a famous park. It was really an interesting place to visit.
- ( ) I enjoyed the trip very much, so I want to travel there again.



**1b Read the passage in 1a and mark T (True) or F (False).**

1. We went to Japan by ship. (     )
2. On the second day of our trip, we went to a famous and interesting park. (     )
3. We climbed Mount Fuji on the third day of our trip. (     )
4. The weather there was not cold when we got to the top of Mount Fuji. (     )
5. The most interesting thing for me was to take photos with my parents. (     )

**2 Write a passage to describe one of your favorite trips.**


---



---



---



---



---



---



---



---

**Project****Making a Travel Plan**

1. Survey your classmates about where they would like to travel. Then work out the total cost.

Name	Place	Total cost

2. Work in groups and choose one of the most popular places for you to travel. Then find out more information about traveling there.
3. Discuss and write down your travel route and schedule.

You can begin like this:

We're going to visit Mount Huang for three days ...

# TOPIC 2 How about exploring Tian'anmen Square?

## Section A

### 1a Listen, look and say.

Darren: Hello! This is Darren. I'd like to speak to Michael.

Michael: This is Michael speaking. Oh, Darren!

How are you?

Darren: Fine. Glad to receive your postcard. While you were enjoying your trip to Mount Tai, I was busy preparing for my exams. But now I'm on vacation.

Michael: Would you like to come to China for your vacation?

Darren: Great idea! See you.

(Forty minutes later, at Kangkang's)

Michael: Hey, Kangkang! Darren, my friend from San Francisco, is coming to visit me. I'd like you to meet him with me when he arrives.

Kangkang: Great! I'm looking forward to meeting him.


Michael: Would you help me make a plan to explore Beijing before he comes?

Kangkang: Yes, of course. How about exploring Tian'anmen Square?

Michael: That would be very interesting.



### 1b Listen to 1a and tick the pictures according to what you hear.



make an  
exploring plan

enjoy his trip

visit the Great  
Wall

meet their friend

receive a postcard

### 1c Read 1a and number the following sentences. Then try to retell it.

- ( ) Michael invites Darren to visit China.
- ( ) Darren is on vacation.
- ( ) Kangkang helps Michael make a plan for Darren's visit.
- ( 1 ) Darren receives a postcard from Michael.
- ( ) Michael and Kangkang will meet Darren.

## 2 Read and match the sentences. Then find more similar expressions from 1a and practice with your partner.

1. Would/Will you help me plan a trip?
2. Could/Can you come along with us?
3. Shall we take him there?

- A. All right.
- B. No, let's not.
- C. Sorry, I'm afraid I have no time.
- D. Yes, I can.
- E. Yes, I'd love to.
- F. I'm sorry I can't.

## 3 Look at the pictures and make sentences with *while* or *when*.

Example:

Darren was *having a class* while Michael was *climbing a mountain*.



have a class/climb



run/swim



dance/sing

Example:

Darren was *reading* when Michael *came in*.



read/come in



watch/ring



write/knock at

## 4 Listen to the conversation and choose the correct answers.

1. Diana's perfect holiday activity is \_\_\_\_\_.  
 A. riding                      B. camping                      C. fishing
2. Diana and Lily should \_\_\_\_\_ for the holiday.  
 A. learn to swim in the sea                      B. know more about camping  
 C. work out the cost carefully
3. Where do they decide to go finally?  
 A. Go to the seaside.                      B. Camp in the forest.  
 C. We don't know.

Section  
B

1a Look, listen and say.

Darren: Hello, Kangkang. Could you tell me something about Tian'anmen Square?

Kangkang: Sure. It is in the center of Beijing City. It's the largest city square in the world. It covers 440 000 square meters. It's 880 meters long from north to south and 500 meters wide from east to west. It can hold one million people.

Darren: That's amazing! Are there any great buildings?


Kangkang: Certainly. We can see the Monument to the People's Heroes in the center of the square. In the north of the square, we can see Tian'anmen Rostrum. There Chairman Mao Zedong announced the founding of the People's Republic of China in 1949.

Darren: The square must be quite meaningful to all Chinese people.

Kangkang: Yes, and we can see some other great buildings there.

Darren: Wow, I can't wait to see it. By the way, how far is it from here to Tian'anmen Square?

Kangkang: It's about one and a half hours by bike.



1b Listen to 1a and underline the information about Tian'anmen Square. Then complete the table with key words.

Key points of a topic will help you to express better.

Location		Width	
Area		Great buildings	
Length		Meaning	

2 A. Listen and number the pictures.



National Museum



Great Hall  
of the People



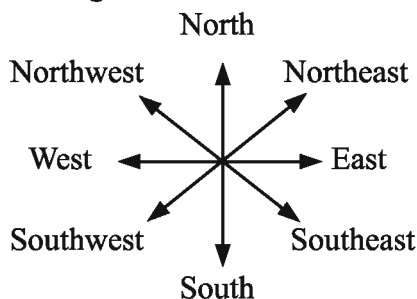
Monument to the  
People's Heroes



Chairman Mao  
Memorial Hall

B. Listen again and write down the time when people built these buildings.

## 3a Match the names with the buildings on the map. Then read the direction words and the name of each great building.



- A. Monument to the People's Heroes
- B. Tian'anmen Rostrum
- C. Chairman Mao Memorial Hall
- D. Great Hall of the People
- E. National Museum

## 3b Fill in the blanks with the correct direction words in 3a. Then read the sentences aloud.

1. Tian'anmen Rostrum is in the \_\_\_\_\_ of Tian'anmen Square.
2. The Monument to the People's Heroes is in the \_\_\_\_\_ of Tian'anmen Square.
3. The Great Hall of the People is to the \_\_\_\_\_ of the Monument to the People's Heroes, and the National Museum is to the \_\_\_\_\_ of it.
4. The Chairman Mao Memorial Hall lies to the \_\_\_\_\_ of the Great Hall of the People while it lies to the \_\_\_\_\_ of the National Museum.

## 4a Read the pairs of words and pay attention to the sounds of the underlined letters. Then listen and try to imitate.

/θ/ - /s/ : thing—sing    think—sink    thick—sick    mouth—mouse

## 4b Read the sentences, paying attention to the liaison and intonation. Then listen and try to imitate.

1. While Jane was singing, I was reading a book.
2. When John came in, Lily was writing a letter.
3. By the way, how far is it from here to the center of Beijing City?
4. In the south of the square, we can see a monument.



Section  
C

**1a Read and understand.**

Look at the pictures in 1b and guess what the passage is about. Then read and check.

After they rode their bicycles for one and a half hours, Kangkang, Michael and Darren arrived at a parking lot near Tian'anmen Square. The parking lot was full of tour buses, cars and bicycles, so they had to look for space to park their bicycles.

After parking their bicycles, they walked to Tian'anmen Square. Darren and Michael were surprised at Tian'anmen Square. They took out a camera and took many pictures. As they were exploring happily, more and more people came to the square. While the crowd was pushing Darren in all directions, someone stepped on his feet. "Ouch! Don't push!" he shouted.

When Darren finally pushed his way out, he couldn't find his friends. He was too worried to think about what to do. His heart was beating fast. Slowly he walked to the near side of the square and sat on a step beside a tree sadly. He didn't raise his head until someone called him. It was Kangkang. "Oh, Darren! There you are! It's great to find you!" As soon as the three boys saw each other, they all jumped around happily.

**1b Read 1a quickly and number the pictures. Then work in groups of four and retell the story based on the pictures.**



( )



( )



( )



( )

**1c Read again and mark T (True) or F (False).**

1. The children got to Tian'anmen Square after an hour's ride. ( )
2. The parking lot was too crowded to park their bikes. ( )
3. Someone stepped on Michael's feet. ( )
4. Darren was lost but, at last, Kangkang and Michael found him. ( )

## 2 Fill in the blanks with the conjunctions in the box based on 1a.

after as until when while as soon as

Kangkang, Michael and Darren rode to Tian'anmen Square together. \_\_\_\_\_ they parked their bikes, they walked to Tian'anmen Square. \_\_\_\_\_ they were enjoying exploring, the crowd of people became larger and larger. \_\_\_\_\_ the crowd was pushing Darren in all directions, someone stepped on his feet. \_\_\_\_\_ Darren finally pushed his way out, he couldn't find his two friends. He was frightened and sat down sadly on a step. He didn't raise his head \_\_\_\_\_ Kangkang called his name. \_\_\_\_\_ they saw each other, they all jumped around happily.

## 3 Darren received an email from his pen pal, Bill. Read it and help Darren reply to him.

Dear Darren,

How are you? I'd like to tell you about my travel experiences.

Last month, I went to Jiuzhaigou for my vacation with my parents. Jiuzhaigou is in Sichuan, in the southwest part of China. It's famous for its beautiful mountains, forests and lakes. Many people go there to enjoy their vacation every year. My father booked the room before we arrived. We had a two-day trip and took a lot of photos. We saw pandas and monkeys. They were very cute and we couldn't help watching them.

We had an exciting trip! I felt tired but happy. Please e-mail me soon and tell me about your vacation.

Yours,  
Bill

Dear Bill,

I'm glad to receive your e-mail and learn that you had a wonderful vacation. I had a nice vacation, too. \_\_\_\_\_

Yours,  
Darren



Read through Sections A-C and fill in the blanks with the correct words.

## Grammar

### Adverbial Clauses of Time

\_\_\_\_\_ you were enjoying your trip, I was busy preparing for my exams.  
 I'd like you to meet him with me \_\_\_\_\_ he arrives.  
 Would you help me make a plan to explore Beijing \_\_\_\_\_ he comes?  
 \_\_\_\_\_ they were exploring happily, more and more people came to the square.  
 He didn't raise his head \_\_\_\_\_ someone called him.  
 \_\_\_\_\_ the three boys saw each other, they all jumped around happily.

## Functions

That would \_\_\_\_\_ very interesting. It can \_\_\_\_\_ one million people.  
 Tian'anmen Rostrum is \_\_\_\_\_ Tian'anmen Square.  
 It's about one and a half hours \_\_\_\_\_ bike. I can't \_\_\_\_\_ to see it.

How well do you know Sections A-C? Now do the following tasks and check.

- 1a** Read Michael's diary for his trip to Tian'anmen Square. Pay attention to the form of the diary.

Sunday, April 28th

Sunny

It was a fine day. Darren, Kangkang and I got up early in the morning. After we checked our bikes and bags, we rode to Tian'anmen Square.

After one and a half hours, we arrived at Tian'anmen Square. We came to Tian'anmen Rostrum first. There was a large picture of Chairman Mao on it. "Chairman Mao once announced the founding of the People's Republic of China and the first national flag was raised here," Kangkang told us.

After we visited Tian'anmen Rostrum, we came to the Monument to the People's Heroes. It was in the center of the square. There were many people there. We took a lot of photos.

While we were having fun exploring, I found that Darren was lost. Kangkang and I were very worried. We looked for him everywhere. We even asked a policeman for help. Thank goodness! We found him at last. We were so excited and happy when we met again.

What a special trip!

- 1b** Read 1a again and fill in the blanks. Then put the key information in the right order.

- ☐ Darren was \_\_\_\_\_
- ☐ came to Tian'anmen Rostrum
- ☐ \_\_\_\_\_ for Darren and \_\_\_\_\_ him at last
- ☐ \_\_\_\_\_ at Tian'anmen Square
- ☐ came to the Monument to the People's Heroes

- 1c** Work in groups and retell the story with the correct conjunctions based on 1b.

## Project

### Describing Your Outdoor Experience

1. Talk about the pictures in groups with the help of the following questions.



go camping



run after a goat



get lost



help him get back

- 1) Why was the boy lost?
- 2) How did he feel when he was lost?
- 3) Who did he ask for help?
- 4) What should we do when we are lost?

2. Write a story and share it with your classmates.

# TOPIC 3 Bicycle riding is good exercise.



## 1a Listen, look and say.

Kangkang: I saw a traffic accident yesterday. Many passengers were hurt.

Darren: That's terrible! I think traffic in Beijing is crazy.

Michael: You'll get used to it soon. When I first arrived, I was afraid of riding my bike anywhere. But now I feel a little more confident.

Kangkang: If people obey the traffic rules, there will be fewer accidents.

Jane: I think so. Now I like riding my bike around the city more than before.

Darren: Me, too. Cycling can help us save energy and it doesn't cause air pollution.

Kangkang: I agree. It's easy to park bikes, too.



## 1b Listen to 1a and mark T (True) or F (False).

1. Many passengers were hurt in the traffic accident yesterday. ( )
2. Traffic in Beijing is very good. ( )
3. Michael rides his bike less than before. ( )
4. Cycling does not cause air pollution. ( )
5. It is not easy to park bikes. ( )

## 1c Read 1a and write down three advantages of cycling. Then add your idea.

Advantage 1: \_\_\_\_\_

Advantage 2: \_\_\_\_\_

Advantage 3: \_\_\_\_\_

Your idea: \_\_\_\_\_

## 1d Work in groups and discuss the advantages and disadvantages of riding bikes. The following expressions may help you.

Cycling can ...

It's easy to ...

I agree/disagree with you. I think ...



## 2 Listen to the passage and fill in the blanks.

1. Many people around the world use bicycles for \_\_\_\_\_ and \_\_\_\_\_.

2. More people in China  
use bicycles because

- 1) bicycles \_\_\_\_\_ very little.  
2) bicycles need \_\_\_\_\_ space than cars.  
3) cycling doesn't cause \_\_\_\_\_.  
4) cycling is a \_\_\_\_\_.  
5) cycling is \_\_\_\_\_.

## 3a Talk about the following pictures in groups and complete the sentences.



have an accident



badly hurt



call 120 at once



send ... to the hospital



ask about

1. While the bicycle rider was crossing the road, \_\_\_\_\_.
2. When the driver came out to have a look, he found \_\_\_\_\_.
3. As soon as the driver saw what happened, he \_\_\_\_\_.
4. After the doctors came, \_\_\_\_\_.
5. After the policeman arrived, \_\_\_\_\_.

## 3b Share the whole story in class with the help of the information in 3a. Pay attention to the adverbial clauses of time.

Section  
B

1a Look, listen and say.

Kangkang: The bicycle accident in Caishikou Street was really terrible.

Michael: Yes, it was. The young man on the bicycle was very careless.

Kangkang: You know, we should never ride too fast. We should wear bicycle helmets when riding. If we ride at night, we should have lights on the bicycle or wear light-colored clothes.

Michael: Certainly. We should also learn more about the traffic rules. If we break the traffic rules, we may get a fine and even be in danger.

Kangkang: Why don't we go to a traffic station to learn more traffic rules?

Michael: That's a good idea.




1b Listen to 1a and complete the sentences.

1. We should never ride \_\_\_\_\_.
2. We should wear bicycle \_\_\_\_\_ when riding.
3. We should have \_\_\_\_\_ on the bike or wear \_\_\_\_\_ clothes while riding at night.
4. We should learn more \_\_\_\_\_.

2a Look at the pictures. Discuss the results of breaking the traffic rules with *if*. The expressions under each picture may help you.



break the rules  
get a fine



cross a busy road  
be in danger



make a wrong turn  
cause trouble



not drive carefully  
get hurt

Example:

If you break the rules, you will get a fine.

## 2b Match the two parts of the sentences to make traffic rules.

- |   |   |
|---|---|
| ( ) 1. If you ride at night,                    | A. you must be careful.   |
| ( ) 2. If you ride on the street,               | B. you may have an accident.  |
| ( ) 3. If you drive a car in England,           | C. the roads will be safer.   |
| ( ) 4. If you drive too fast,                   | D. you must drive on the left-hand side of the road.                    |
| ( ) 5. If everyone obeys the traffic rules,     | E. you should have lights on the bicycle or wear light-colored clothes. |
| ( ) 6. If you park your car in the wrong place, | F. you will get a fine.   |

## 3a Listen and read these sentences. Pay attention to the stress and understand the focus of each sentence.

The **YOUNG** man on the bicycle was very careless.  
 The young **MAN** on the bicycle was very careless.  
 The young man on the **BICYCLE** was very careless.  
 The young man on the bicycle was very **CARELESS**.

**TIP**  
 You can change the emphasis of a sentence when you change the word that is stressed.



## 3b Work in groups and play the If Chain Game. One student makes up a sentence with *if*. The next student says an *if* sentence with the first sentence's result, paying attention to your stress.

Example:

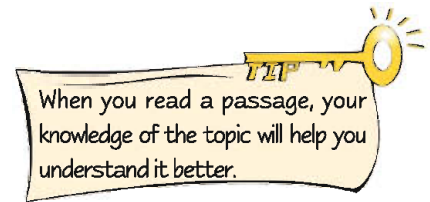
Student One: If you ride too fast, you may have an accident.

Student Two: If you have an accident, you may be hurt.

Student Three: If you are hurt, you won't be able to go to school.

Student Four: ...

**Section  
C**



**1a Read and understand.**

Tick the rules that bicycle riders should know. Then read the passage to learn more.

- ☐ The bicycle riders must pay attention to the traffic around them.
- ☐ The bicycle riders must know traffic signals.
- ☐ The bicycle riders must know and obey the safety rules.
- ☐ The bicycle riders must wear helmets to protect their heads.



The bicycle is one of the most important vehicles in the world. In every country people use bicycles for work, for sport or just for fun.

Bicycle riding is good exercise. It helps people become fit. Bicycle riding can make the riders' hearts and lungs strong. It is also good for the environment because bicycles do not cause pollution.

Bicycles share the road with cars and trucks. Drivers do not always notice bicycles. So bicycle riders must pay attention to the traffic around them and know traffic signals. They must know and obey the safety rules. They must wear helmets to protect their heads. When riding at night, they must wear light-colored clothes, and have lights in the front and reflectors on the back of their bicycles. A bicycle accident may be serious. In case of an accident, bicycle riders should know how to give first aid. If an injury is serious, they must call 120 for help. In a word, the best way to be safe is to be careful.

**1b Read 1a and match the topic sentence with each paragraph. Then write a title for the passage in the box above.**

- |             |   |
|-------------|---|
| Paragraph 1 | A. Bicycle riding is good for health and the environment. |
| Paragraph 2 | B. Bicycle riders must obey the safety rules.             |
| Paragraph 3 | C. Bicycles are very popular.                             |

## 1c Read again and answer the following questions.

1. What do people use bicycles for?
2. Why is bicycle riding good exercise?
3. How do bicycle riders protect their heads?
4. What must bicycle riders do when riding at night?
5. If a bicycle rider is badly hurt in a traffic accident, what should he/she do?

## 2 Complete the sentences with the correct forms of the words in the box.

ride give if because care safe

Bicycle riding is good exercise.

It is good for the environment \_\_\_\_\_ it doesn't cause pollution.

Cycling can make bicycle \_\_\_\_\_ hearts and lungs strong.

You must know how to \_\_\_\_\_ first aid.

Call 120 \_\_\_\_\_ an accident happens.

Look out and always be \_\_\_\_\_.

Everyone should know and obey the \_\_\_\_\_ rules.

## 3 Talk about the pictures. Tick (✓) the ones that bicycle riders should do and cross (×) the ones they shouldn't do. Then write a passage.



wear a helmet



make a call



play on the street



follow the sign

You may begin like this:

Bicycle riding is good exercise. It helps people become fit ...

---



---



---



## Section

## D

Read through Sections A-C and understand the underlined parts in each sentence below.

## Grammar

## Adverbial Clauses of Condition

If people obey the traffic rules, there will be fewer accidents.

If we ride at night, we should have lights on the bicycle or wear light-colored clothes.

If we break the traffic rules, we may get a fine and even be in danger.

## Functions

I agree. It's easy to park bikes, too.

I disagree with you. I think ...

Look out and always be careful.

How well do you know Sections A-C? Now do the following tasks and check.

- 1 Read the two passages and mark Q for the sentences that describe the Tour of Qinghai Lake and F for the Tour de France.

## The Tour of Qinghai Lake

Qinghai Lake, the largest salt-water lake in China, lends its name to the province of Qinghai. Twenty-three rivers and streams empty into Qinghai Lake.

If you go there, maybe you can see the Tour of Qinghai Lake. It began in 2002. Now it is the largest bicycle road race in Asia. It has the highest altitude among all the races hosted by the International Cycling Union.



## Tour de France

The Tour de France is the most famous bicycle race in the world. It began in Paris, France, in 1903 and was 1 500 miles long. Today the race covers around 2 000 miles. There are 21 timed stages over three weeks. The athletes have one or two days to rest. They go through the Alps, the Massif Central and the Pyrenees Mountains. The roads are very difficult to ride on. The winner is the person with the best total time.



He can do that without winning even one of the stages.

1. The race started in 2002. ( )
2. Today the race covers 2 000 miles. ( )
3. The race began in Paris. ( )
4. It is the largest bicycle road race in Asia. ( )
5. There are 21 timed stages over three weeks, with one or two days to rest. ( )

## 2 Write a passage according to the accident report form.

Accident Report Form	
Time:	4:40 p.m.
Date:	April 3rd, 2016
Place:	the gate of Sifang Supermarket
Accident:	A motorcycle hit a student cyclist. The student's right leg was badly hurt and his bike was broken.

## Project

### Being Careful to Be Safe

1. Tell about a traffic accident you have seen.
2. Talk about the traffic rules you know.
3. Discuss how to avoid traffic accidents, then write a report.



# Review of Units 5–6

**1 Listen and mark the liaison and intonation. Then read the sentences aloud. Pay attention to the stress.**

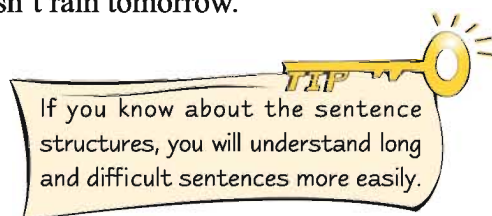
- 1) If you have a dream, just go for it!
- 2) While you were enjoying your trip to Mount Tai, I was busy preparing for exams.
- 3) What about the price?
- 4) Our teacher has something important to tell us.

**2 Fill in the blanks with the correct forms of the words and phrases below.**

as much as   play   because   until   while   if   as soon as

- 1) The policeman asks the children not \_\_\_\_\_ on the street.
- 2) I don't smoke \_\_\_\_\_ I used to.
- 3) Last Sunday he didn't wake up \_\_\_\_\_ 9 o'clock.
- 4) Tom will write to me \_\_\_\_\_ he arrives in Shanghai.
- 5) It's a really useful book \_\_\_\_\_ it explains everything very well.
- 6) Kangkang's father was reading the newspapers \_\_\_\_\_ Kangkang was doing his homework.
- 7) We are going to the Great Wall \_\_\_\_\_ it doesn't rain tomorrow.

**3 Complete the sentences with the correct forms of the verbs in the box. Then match the sentences with the correct sentence structures.**



arrive   taste   keep   give   be   need

- |  |              |
|--|--------------|
| 1) The food _____ delicious.                         | S+V          |
| 2) They _____ yesterday morning.                     | S+V+P        |
| 3) We _____ them some money last week.               | S+V+O        |
| 4) I _____ your help.                                | S+V+IO+DO    |
| 5) We should _____ the classroom clean all the time. | There be ... |
| 6) There _____ two tall trees behind my house.       | S+V+O+OC     |

#### 4 A. Listen and match the names with the people in the picture.

- a. Jim
- b. Kate
- c. David
- d. Mary



#### B. Listen again and complete the table.

Name	Linking verb	Feeling	Reason
Jim	felt	excited	
Kate		happy	
David		excited	
Mary			

#### 5 Listen to the conversation and mark T (True) or F (False).

- 1) Jane is going to stay in hotels in England. ( )
- 2) Kangkang thinks camping is dangerous. ( )
- 3) Jane is going to stay in England for two weeks. ( )
- 4) Kangkang is going to spend a week of August in New York. ( )
- 5) Kangkang will stay with a family to improve his English. ( )

#### 6 What should you do when you have the following problems? Discuss each problem with your partner and try to find a solution for each one.



( )

While you are crossing the road, the pedestrian light turns red.



( )

You are playing in the middle of a country road when a car suddenly comes.



( )

A person walks across the road  
while you are riding a bike.

Solutions:

- A. Try to stay there and don't move until the truck passes.
- B. Stop your bike. Let the person cross the road first.
- C. Look out! Don't move. Wait until the pedestrian light turns green.
- D. Get to the right side and try to stay there.



( )

The light from the truck is too  
strong for you to see anything.

## 7 Read and choose the correct answers.

Last December, I went to Europe 1 the Christmas holiday. I visited many 2 : England, France, Spain, Italy, Switzerland and so on. The clothes in Paris are very popular, so I decided 3 a French dress for my mother and a pair of 4 for my father. I also bought some Christmas cards and sent them to my friends in China. I thought they would be 5 when they received them. I spent Christmas Eve with my French friends in Paris. We prepared a lot of food and had a wonderful time.



- |                     |             |               |             |
|---------------------|-------------|---------------|-------------|
| ( ) 1) A. spend     | B. spent    | C. spends     | D. to spend |
| ( ) 2) A. countries | B. towns    | C. villages   | D. cities   |
| ( ) 3) A. bought    | B. buy      | C. to buy     | D. buys     |
| ( ) 4) A. pens      | B. pants    | C. sunglasses | D. jackets  |
| ( ) 5) A. excited   | B. exciting | C. worried    | D. worrying |



**8 Read the passage and complete the traffic accident report. Then write a title for it.**

Saturday, April 2nd, 2016

Bicycles are popular. Most people think bicycles are much safer than other vehicles. But sometimes bicycle accidents do happen. They can bring people sadness and death.

At about 4:15 yesterday afternoon in Caishikou Street, a young man was riding his bicycle very fast while listening to an MP3. Meters away, there was a sharp turn to the left. But the young man didn't slow down. Suddenly a truck came from the opposite direction. To keep from hitting the truck, the young man ran into the wall and hurt his arm badly. The truck driver rushed to him, called 120 and took him to the hospital.



**Accident Report Form**

Time: \_\_\_\_\_ Date: \_\_\_\_\_

Place: \_\_\_\_\_

Accident: \_\_\_\_\_



**9 Next Saturday you will have a day out with your friends. Make a plan according to the information below.**

Place	Time	Activity	Tip
Walden Lake	Next Saturday meet: 7:00 leave: 7:30 return: 4:00	swim in the morning go fishing after lunch	take enough water take proper clothes take your sunglasses follow traffic rules swim carefully

# UNIT 7 Food Festival

## TOPIC 1 We're preparing for a food festival.



### 1a Listen, look and say.

- Jane: Do you know about Craig Kielburger?
- Kangkang: Yes. He is from Canada and he started Free the Children.
- Michael: He was only twelve years old when he started to help poor children.
- Maria: Yes. Free the Children has built over 700 school rooms in many countries.
- Jane: Young people like us raised most of the money.
- Kangkang: Really? Then shall we have a food festival and raise money to give to Free the Children?
- Jane: Good idea! They are trying to build a school in Kenya. When and where shall we have the food festival?
- Kangkang: I think we can have it on our school playground on Sunday.
- Maria: I will turn to our teachers.
- Michael: My task is to make a poster.
- Kangkang: Good! I'll get in touch with Craig Kielburger on the Internet to get more information about him.
- Jane: I will think about how to hold the food festival.
- Maria: Great! Let's try our best to make it a success.



Craig Kielburger, aged 12, on his first trip to South Asia

### 1b Listen to 1a and mark T (True) or F (False).

1. Craig is a twelve-year-old Canadian boy. ( )
2. Craig started Free the Children to help poor children. ( )
3. Free the Children has built over 700 school rooms in the world. ( )
4. Free the Children plans to build a school in Kenya. ( )
5. Kangkang will call Craig to get more information about him. ( )

### 1c Read 1a and match the information. Then read the sentences aloud.

Jane thinks (that)  
Kangkang knows (that)  
Michael says (that)  
Maria says (that)

she will turn to their teachers.  
young people like them raised most of the money.  
Craig comes from Canada.  
Craig was 12 when he started to help poor children.

**1d** Discuss what the food festival will be like with the help of the pictures and the example.



Example:

A: What will the food festival be like? Can you imagine it?

B: I imagine (that) we will prepare many delicious foods.

C: ...

**2** Discuss what the children should prepare for the food festival. The following example and phrases may help you.

Example:

A: Do you think (that) the children need to *make tea*?

B: Yes, I think so. / No, I don't think so. I think they need to *cook soup*.

make tea

make chocolate cookies

set the table

cook soup

make biscuits

make fruit juice

make cheese pies

make strawberry pancakes

make a poster

**3** Listen to the conversations and match the people with what we can do for them.

the children in poor areas

the blind children

the children in hospital

the old people

help them clean the houses

give dolls to them to make them happy

sell newspapers to raise money for them

visit them and cheer them up

Section  
B

1a Look, listen and say.

- Jane: Hello, Michael! What would you like to cook for the food festival?
- Michael: I'm thinking about that. I have a sweet tooth, and I think a lot of students will buy western food, such as American chocolate cookies and Greek cheese pies.
- Jane: That's a good idea. I like Indian food, so I plan to cook Indian curries.
- Kangkang: Wonderful! I think Chinese fried rice and Japanese sushi are easy to cook. What's more, I'm sure that fried rice and dumplings will be popular.
- Maria: You're right. But what should I serve, Italian pizza, South African beef curry or Russian black bread?
- Kangkang: I think beef curry is OK.
- Michael: That's good enough. I believe we'll raise a lot of money for Free the Children.

1b Listen to 1a and complete the passage.

Jane, Michael, Kangkang and Maria are talking about what they would like to cook for the food \_\_\_\_\_. Michael would like to prepare some \_\_\_\_\_ food, such as American chocolate \_\_\_\_\_ and Greek cheese \_\_\_\_\_. Jane plans to \_\_\_\_\_ Indian curries. Kangkang is sure that Chinese fried \_\_\_\_\_ and dumplings will be popular and Maria will serve South African \_\_\_\_\_ curry.

1c Where are the foods from? Listen to 1a again and match. Then make similar conversations after the example.

A. American  
E. Japanese

B. Indian  
F. Russian

C. Chinese  
G. South African

D. Greek  
H. Italian



cheese pies



curries



pizza



beef curry



chocolate cookies



fried rice



sushi



black bread



Example:

A: Where do you think *cheese pies* are from?

B: I think/guess (that) they are from Greece.

**TIP**

You can remember names of countries and their people easily if you make a list of them. For example, India-Indian; Russia-Russian; Italy-Italian

## 2 Listen and fill in the blanks. Then practice with your partner, paying attention to the pronunciation and intonation.

Kangkang 19:45:30

Hello, Craig! This is Li Weikang from Beijing, China. I'm a student in Beijing International School.

Craig 19:46:43

What can I do for you?

Kangkang 19:47:20

Oh, I know you \_\_\_\_\_ Free the Children and help poor children. So my friends and I decided to help you \_\_\_\_\_ some money.

Craig 19:48:05

Thank you very much.

Kangkang 19:49:15

It's a pleasure. Well, we are \_\_\_\_\_ for a food festival. May I \_\_\_\_\_ you to our food festival?

Craig 19:51:01

I'd love to, but I'm sorry I can't, because I \_\_\_\_\_ these days.

Kangkang 19:51:58

It's a great pity, but never mind. We decided to \_\_\_\_\_ about you. Will you please tell me something about yourself and Free the Children?

Craig 19:56:15

Sure. But I'm busy now. I'll send you an email \_\_\_\_\_, OK?

Kangkang 19:57:26

OK, thanks a lot. My email address is Kangkang@hotmail.com. Bye-bye!

## 3a Read the pairs of words and phrases aloud, paying attention to the sounds of the underlined letters. Then listen and try to imitate.

/aʊ/ - /ʌ/ : down—done

town—ton

found—fund

ground—grunt

found money

town's fund

enough houses

touch ground

## 3b Read the sentences, paying attention to the stress and weak form. Then listen and try to imitate.

1. I'm 'sure that 'curries and 'dumplings will be 'popular.

2. I 'think that 'we can 'sell 'newspapers to 'raise 'money.

3. I 'guess that 'they are on our 'school 'playground.

**TIP**

The structural words such as *that* are often unstressed.



Section  
C

1a Read and understand.

Look at the pictures and decide whether the following statements are true or false before reading. Then read and check.

**TIP**  
You will become a better reader if you can predict, use your known knowledge and find key words and ideas while reading.



1. The story of a Pakistani boy changed Craig's life. (    )
2. Children went to work in factories because they didn't want to go to school. (    )
3. Craig believes that as a child he can not make a change. (    )
4. More children will study in Craig's schools in Kenya. (    )

Dear Kangkang,

Thank you for inviting me to your food festival. I regret that I cannot come.

Let me tell you something about myself, Free the Children and my new school. I was born in Canada on December 17th, 1982 and spent my childhood there. I often take part in sports. My favorite food is fried chicken. I like to help people.

In 1995, when I was twelve, I read an article about a twelve-year-old Pakistani boy, Iqbal, in the newspaper. It changed my life. He started working in a factory when he was only four. He knew children should go to school instead of working in factories all day. He decided to fight against the bosses. As a result, a bad man killed him. I was so angry that I decided to help them. I gathered my friends and started a group, the Twelve Twelve-Year-Olds. Soon many children joined us and the group became Free the Children. We raised money to help child workers go to school. "Children Helping Children" is our motto. I believe one person can make a change. Now Free the Children has 100 000 members in 35 countries who are helping children. In Kenya there are poorly-built schools with no roofs or walls, so Free the Children is building new schools there to help them.

Sincerely,  
Craig

## 1b Read 1a again and complete the tables.

1. Craig



Birthday: \_\_\_\_\_  
 Birthplace: \_\_\_\_\_  
 Favorite food: \_\_\_\_\_  
 What kind of person: \_\_\_\_\_  
 What changed his life: \_\_\_\_\_  
 What group he started: \_\_\_\_\_

2. the Pakistani boy



Started working at the age of \_\_\_\_\_  
 Decided to fight against \_\_\_\_\_  
 Was killed at the age of \_\_\_\_\_

3. Free the Children



Former name: \_\_\_\_\_  
 Purpose: \_\_\_\_\_  
 Motto: \_\_\_\_\_  
 Members: \_\_\_\_\_  
 Countries: \_\_\_\_\_

## 1c Suppose you are a reporter and interview Kangkang about Craig and Free the Children. Make a conversation with the help of 1b.

You may begin like this:

A: Hello, Kangkang! Would you please tell us something about Craig?

B: Sure! ...

## 2 Discuss with your partner what you will do for Free the Children.

## 3 Complete the invitation to one of Kangkang's friends. Then share it with the whole class.

An invitation should be brief, in a proper form and include who, when, what and where in it.

Dear David,

May 9th

I would like to \_\_\_\_\_ you to the international food festival at Beijing International School at 11:00 a.m. on Sunday, May 16th. We students will \_\_\_\_\_ many delicious international \_\_\_\_\_ and sell them in order to \_\_\_\_\_ money for a village school in Kenya.

Hope to see you then!

Sincerely,  
 Kangkang

# Section

D

Read through Sections A-C and fill in the blanks with the correct words.

## Grammar

### Object Clauses (I)

I think \_\_\_\_\_ we can have it on our school playground on Sunday.

I'm sure \_\_\_\_\_ fried rice and dumplings will be popular.

## Functions

Wonderful!

That's good enough.

May I invite you \_\_\_\_\_ our food festival?

It's a great \_\_\_\_\_.

I'll \_\_\_\_\_ you an email later on, OK?

Never mind.

How well do you know Sections A-C? Now do the following tasks and check.

**1a** Read the poster and answer the questions on Page 62.

Welcome to Our International Food Festival!

**Enjoy delicious food!**

**Time:** 11:00 a.m. – 5:00 p.m.  
Sunday, May 16th

**Place:** On the playground of  
Beijing International School

Help Free the Children raise money  
to build a new school in Kenya.

He works for the rights of  
children.  
Let's make Craig's dream  
come true!





**TIP**  
A poster usually gives  
answers to Wh-questions,  
i.e. what, when, where,  
why, who, etc.

1. When and where will Kangkang and his classmates have the food festival?

2. Why will they have the food festival?

## 1b Talk with your partner about the poster in 1a, using object clauses.

Example:

I know that their food festival will be helpful.

I think that Craig Kielburger is a very good young man.

I hope that I will help to raise money for Free the Children.

## 2 There will be a parents' meeting in your class next Sunday. Help your teacher write an invitation. You may use the following information.

1. To: Mr./Mrs. × ×
2. Hosted by: Class × ×, Grade × ×
3. Place: the hall of × × School
4. Time: 8:00 a.m. – 10:00 a.m.
5. Date: May 23rd
6. Topic: how to improve the students' health

Dear Mr./Mrs. \_\_\_\_\_,

Sincerely,

## 3 Read and understand the following proverbs. Then learn them by heart.

1. You can't have your cake and eat it, too.
2. Don't put all your eggs in one basket.
3. Birds ready cooked do not fly into your mouth.

# Project

## Preparing for a Party

1. Discuss who you will invite and what food you will prepare.
2. Make phone calls to the people you will invite. You may use the following questions.

May I invite you to ...? / Would you like to ...?

3. Make invitations and send them to the people you'll invite.

# TOPIC 2 I'm not sure whether I can cook it well.



## 1a Listen, look and say.

Kangkang: Mom, I'd like to make fried rice for our food festival. But I'm not sure whether I can cook it well.

Mother: I'm glad that you are trying to help others. I'm proud of you! Would you like me to help you?

Kangkang: Yes, please. It's very kind of you.

Mother: Look. It's easy, Kangkang. But you must cook very carefully. First, cut some cooked meat very finely.

Kangkang: Like this?

Mother: Yes. Well done! Next, you need to put some oil in the pan. Then fry the meat lightly.

Kangkang: What do I need to do after that?

Mother: You need to add the rice slowly. Fry it for a few minutes. Finally, add some salt.

Kangkang: Yeah! Cooking is fun!



## 1b Listen to 1a and complete the table.

	Ingredient	Step
A small bowl of fried rice with vegetables and meat. fried rice	1. <u>cooked meat</u>	First, _____ some cooked meat very finely.
	2. _____	_____, put some oil in the pan.
	3. _____	Then, fry the meat lightly.
	4. _____	After that, add the rice slowly.
		_____, add some _____.

## 1c Read 1a and practice in pairs. Then make up a new conversation .

You may begin like this:

A: I want to make fried rice. Would you mind teaching me?

B: Certainly not. It's easy. First ...



## 2a Read the instructions for cooking noodles and fill in the blanks with the correct forms of the given words.

Knowing rules of word formation can help you understand and remember new words.

First, put a large pot on the cooker carefully (careful). Boil some water in the pot, and add pork bones to make bone soup. Second, cut up ham, cabbage and green onions \_\_\_\_\_ (fine). Next, cook noodles for 3–5 minutes in another pot. Then, put the noodles in a bowl at once. After that, fill the bowl 70%–80% full with bone soup \_\_\_\_\_ (slow). Finally, add the ham, cabbage, green onions and some salt \_\_\_\_\_ (light).

## 2b Circle the step words in 2a and put the pictures in the right order by filling in the correct step words.



(      )



(      )



(      )



( first )



(      )



(      )

## 3a Listen to the passage and choose the best answers.

- Many parents dislike their children eating pizzas and hamburgers because \_\_\_\_\_.  
 A. they are too quick  
 B. they are expensive  
 C. they think they're unhealthy
- Junk foods are \_\_\_\_\_.  
 A. foods that taste good  
 B. foods that have much oil  
 C. foods that are not good for health
- What can we put on a pizza or a hamburger to make them healthier?  
 A. Vegetables.      B. Much oil.      C. Much meat.
- What's the main idea of the passage?  
 A. Children like pizzas and hamburgers.  
 B. Pizzas and hamburgers are junk food.  
 C. We can eat pizzas and hamburgers healthily.

## 3b Work in pairs and talk with your partner about the fast food in China.

You may begin like this:

A: What do you think of the food in McDonald's or KFC?

B: I like the food in KFC very much because ... / I don't like to eat in McDonald's because ...

Section  
B

**TIP**  
Words like *first, second, next, then, after that* and *finally* can make your instruction or description clearer.

**1a Look, listen and say.**

Kangkang: What's your favorite snack, Michael?

Michael: Oh, it's a sandwich with butter, honey and a pear.

Jane: Could you tell us how to make it?

Michael: Sure. First, take two pieces of bread and put some butter on them. Next, cut a pear into small pieces carefully. Then put them on the bread lightly. After that, put some honey over the pear slowly. Finally, put the pieces of bread together.

Kangkang: Would you mind if we learn to make it from you?

Michael: Of course not. Let's do it together.

(A few minutes later)

Jane: Kangkang, you did quite well.

Kangkang: Thanks. But I think you did better than I. Wow, Michael did best of all.

Michael: Thank you. Practice makes perfect.



**1b Listen to 1a and fill in the blanks.**

Favorite snack: \_\_\_\_\_

Ingredients: 1. bread    2. \_\_\_\_\_    3. pear    4. \_\_\_\_\_

Process: \_\_\_\_\_, take two pieces of bread and put some butter on them.

Next, cut a pear into small pieces \_\_\_\_\_.

\_\_\_\_\_, put them on the bread \_\_\_\_\_.

After that, put some honey over the pear \_\_\_\_\_.

\_\_\_\_\_, put the pieces of bread together.

**1c Read 1a and retell the process of making a sandwich, using *first, next, then ...* based on 1b.**

**2 Look at the pictures and match the parts of the sentences.**



Michael arrives	early.
Kangkang arrives	earlier.
Jane arrives	earliest.



Michael cooks well.

Kangkang cooks better.

Jane cooks best.



Michael stays long.

Kangkang stays longer.

Jane stays longest.

## 3 Listen and number the sentences to form a conversation. Then practice with your partner.

- ( ) OK, let me try. (*Slurp!*)
- ( ) Well, in Cuba, it's impolite to eat so noisily. I don't know if it is polite in Japan.
- ( ) OK. Mm, it's delicious. (*Slurp!*)
- ( ) Not bad, Maria.
- ( ) Kumiko, is it too hot?
- ( 1 ) Come on, Kumiko! Help yourself to some soup.
- ( ) No. Why?
- ( ) Oh. In Japan, it's polite to do that. It means you like the food very much.



## 4a Read the pairs of words aloud, paying attention to the sounds of the underlined letters. Then listen and try to imitate.

/tʃ/ - /dʒ/: cheap—jeep   chain—Jane   cheer—jeer   choose—juice

## 4b Listen and read the conversation, paying attention to the intonation and pause. Then practice with your partner.

A: Would you like to tell me how to cook the meal?

B: Sure. What do you want to learn?

A: Could you teach me how to make fried rice?


B: Yes, it's easy. First, cut some cooked meat very finely. Next, put some oil in the pan. Then fry the meat lightly. After that, add the rice slowly and fry it for a few minutes. Finally, add some salt.

A: Yeah! Cooking is fun!

**TIP**  
When you describe more than one step, you often use rising tone for such words as *first*, *second* before you come to the end.

Section

C



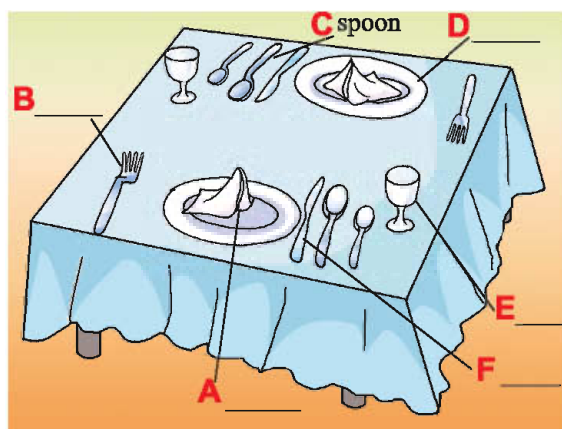
Knowing about the differences in table manners in different cultures is very helpful for you to succeed in cross-cultural communication.

**1a Read and understand.**

Look at the picture and write the words on the lines.

If you go to a formal western dinner party for the first time, you'd better know about western table manners. It's polite to follow them.

When you sit down at the table, take your napkin and put it on your lap. When you start dining, you should keep the fork in your right hand. If you use your knife, then put the fork in your left hand. The dinner always starts with a small dish. It's polite to eat up the food on your plate, so don't take more food than you need. Maybe you don't know whether it's polite or not to speak loudly at the table. The answer is that you should speak quietly and smile a lot. When you drink to someone, you'd better raise your cup or glass and take only a little. Remember not to drink too much. If you can't remember these rules, just do as other people do.




**1b Read 1a and mark T (True) or F (False).**

1. When you start dining, you should take your napkin first and put it on your lap. ( )
2. At the table, people always keep the fork in their left hands. ( )
3. It's impolite to eat up the food on your plate. ( )
4. It's polite to speak loudly and smile a lot. ( )
5. When you drink to someone, you should raise your glass and take only a little. ( )

**1c Read 1a again and underline the key points about western table manners. Then work in groups and compare them with Chinese table manners.**

## 2 Match the pictures with the conversations. Then practice in pairs.

- ☐ A: Can you tell me if it's polite to eat with your arms or elbows on the table in America?  
B: Yes, I can. It's impolite.
- ☐ A: Do you know whether or not it's impolite to smoke during a meal in France?  
B: Yes, I do. It's impolite.
- ☐ A: We know people use a spoon and a fork to eat in Thailand. Do you know whether they use knives?  
B: Yes, I do. They don't use them.
- ☐ A: I know Indians eat with their right hands. I don't know if there's no need for knives, forks or chopsticks.  
B: No, there's no need.



## 3 Discuss eating customs in different countries, using object clauses.

Example:

Is it polite to point at people with chopsticks in China?

A: I want to know whether/if it is polite to point at people with chopsticks in China.

B: I don't think that it is polite to point at people with chopsticks in China.

1. Is it polite to eat soup very quietly in most African countries?
2. Can people smoke during a meal in France?
3. Will people leave as soon as they finish eating in western countries?
4. Do Americans eat food like chicken legs with their fingers?
5. Does a formal western dinner always start with a small dish?

## 4 Write a short passage about table manners in China, using object clauses and the information you have collected in 1c.



Section

Read through Sections A-C and understand the underlined part of each sentence.

Grammar

Object Clauses (II)

But I'm not sure whether/if I can cook it well.  
 Can you tell me if/whether it's polite to eat with your arms or elbows on the table in America?  
 Do you know whether or not it's impolite to smoke during a meal in France?

Comparative and Superlative Degrees of Adverbs (I)

Jane arrives early. Michael arrives earlier.  
 Kangkang arrives earliest.

Functions

First ... Second ... Next ... Then ... After that ... Finally ... Well done!  
 Would you mind if we learn to make it from you? Of course not.  
 Remember not to drink too much.

How well do you know Sections A-C? Now do the following tasks and check.

- 1 Read the passage and underline the different eating habits in different areas. Then retell the passage and share it with the whole class.

Eating Habits

People around the world have different eating habits.

In North America, Australia and Europe, there are two or more courses for every meal and people use knives and forks to eat.

In the southern part of China, people eat rice a lot, while in the north people often eat noodles. In the central and western parts, people are far away from the sea, so they don't eat much seafood. But all Chinese people use chopsticks to eat.

In parts of India, people use their fingers to pick up the food.

In Thailand, people eat with a spoon and a fork and they don't use knives at all.

In Korea, people use spoons or chopsticks to eat, but it is not polite to use both of them at the same time.


**2** Suppose you are Beth. Report the following interview notes to your partner.

Beth	Tom
Is the most popular food in your restaurant hot dogs?	Yes, it is.
Are the sausages in your hot dogs different from those in others?	Yes, they are.
Are dumplings your favorite Chinese food?	No, they aren't.
Do you like Chinese food?	No, not at all.

Example:

I ask Tom if/whether the most popular food in his restaurant is hot dogs. And he says it is.

**3** Look at the pictures and write a passage about how to cook chicken soup.



cut up

wash

put ... into

boil

add salt, green onions

ready, enjoy

---



---



---

## Project

### Table Manners in Different Countries

1. Prepare some hats with country names, such as Japan and Cuba on them.
2. The students wearing the hats will do some eating actions. The other students guess and discuss.

What's he/she doing?

Is it polite to do this during dinner in Japan/Cuba ...?

Is it polite to put arms or elbows on the table in Japan/Cuba ...?

3. Write a passage about table manners in different countries.

# TOPIC 3 I cooked the most successfully.

## Section A

### 1a Listen, look and say.



4. Enjoy yourselves!

3. The students are very kind-hearted. They will send all the money to Free the Children for a school in Kenya. Let's wish them success!

2. Look! Many different delicious foods are for sale, such as fried rice, apple pies and Indian curries. All the guests will enjoy them.

1. Ladies and gentlemen, welcome to Beijing International School! The first International Food Festival is now open! Thanks for coming! I hope everyone has a wonderful time!

### 1b Listen to 1a and fill in the blanks.

<b>Event</b>	The _____ International Food Festival
<b>Place</b>	Beijing International School
<b>Action</b>	prepare different delicious foods for sale, such as fried _____, _____ pies and _____ curries
<b>Purpose</b>	raise _____ to send to Free the Children for a school in Kenya

### 1c Read 1a and act out 1a as hosts with your partner.

## 2a Look at the bill and complete the conversation. Then listen and check.

(Mr. and Mrs. Yang come to the food festival. They are reading the menu.)

Waitress: May I take your order?

Mr. Yang: Sure. We'd like \_\_\_\_\_, \_\_\_\_\_ and \_\_\_\_\_.

Waitress: Which kind of drink would you like, beer or a soft drink?

Mr. Yang: I'd like a bottle of Tsingtao beer.

Mrs. Yang: I think I'll have \_\_\_\_\_.

Waitress: Anything else?

Mrs. Yang: Two bowls of \_\_\_\_\_.

Waitress: OK. Thanks for your order.

(Twenty minutes later)

Mr. Yang: Mm, how delicious! The Beijing Roast Duck smells nice and tastes delicious.

(Forty-five minutes later)

Mr. Yang: May I have the bill, please?

Waitress: Let me see. It's ¥ \_\_\_\_\_.

Mr. Yang: Here you are.

Waitress: Here's your change. Thanks for coming!

### INTERNATIONAL FOOD FESTIVAL

Beijing Roast Duck	38.00
Corn salad	5.00
Vegetable soup	3.50
Tsingtao beer	10.00
Tea	2.00
Rice(2)	2.00
TOTAL:	60.50

*Thank you for coming!*

## 2b Read 2a and fill in the blanks.

Mr. and Mrs. Yang came to the food festival. Mr. Yang \_\_\_\_\_ Beijing Roast Duck, corn salad and \_\_\_\_\_. Mrs. Yang ordered two \_\_\_\_\_. It took about \_\_\_\_\_ minutes to prepare the dishes. They thought that the Beijing Roast Duck was nice and \_\_\_\_\_. Mr. Yang drank \_\_\_\_\_, and Mrs. Yang drank \_\_\_\_\_. Mr. Yang paid the \_\_\_\_\_. They enjoyed themselves.

## 3 Listen to the conversation and complete the table.

Person	Food	Drink
Lucy	a _____ and a(n) _____ pie	a glass of _____
mother		a glass of _____
father	two _____, a bowl of _____	a bottle of _____
Total: ¥ _____		

Section  
B

1a Look, listen and say.

Kangkang: Hello! Beijing International School.  
 Mr. Zhao: Hello! This is Mr. Zhao. I know you're holding a food festival.  
 Could I order a meal by phone?  
 Kangkang: Sure. What would you like?  
 Mr. Zhao: I'd like fried rice, roast chicken and a bottle of lemon tea.  
 Kangkang: Anything else?  
 Mr. Zhao: No, that's all. My office is at No. 62 on Beisihuan Road.  
 Kangkang: OK! We'll send the food to you in thirty minutes. See you soon.  
 Mr. Zhao: Thanks a lot. See you.

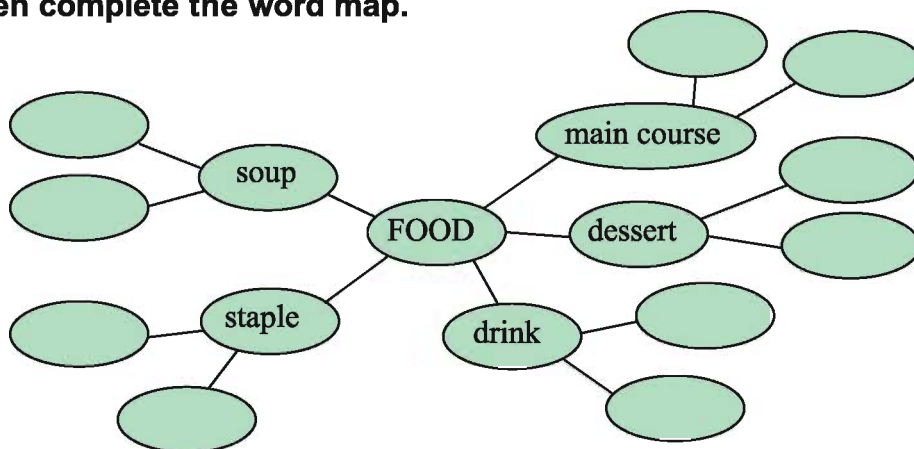
International Food Festival			
★ MENU ★			
SOUPS			
Bone soup ¥ 5.00	Tofu soup ¥ 3.50	Chicken soup ¥ 4.00	Vegetable soup ¥ 3.50
STAPLES			
Fried rice ¥ 8.00	Fried noodles ¥ 8.00	Hot dog ¥ 3.00	Meat pie ¥ 10.00
Sandwich ¥ 9.00	Hamburger ¥ 10.00	Rice ¥ 1.00	
MAIN COURSES: SPECIAL DISHES			
Roast chicken ¥ 10.00	Italian pizza ¥ 8.00	Fish curry and bread ¥ 10.00	
Chicken curry ¥ 15.00	Cheese pie ¥ 10.00	Pork, beans and cabbage ¥ 15.00	
Sausage ¥ 15.00	Beijing Roast Duck ¥ 38.00	Beef curry with carrots ¥ 10.00	
DESSERTS			
Fruit salad ¥ 4.00	Corn salad ¥ 5.00	Pear pancake ¥ 4.00	Ice cream ¥ 3.00
DRINKS			
Coke ¥ 3.00	Coffee ¥ 5.00	Tea ¥ 2.00	Apple juice ¥ 3.00
Beer ¥ 10.00	Wine ¥ 15.00	Milk ¥ 3.00	Lemon Tea ¥ 3.00

1b Read the menu above. Then listen to 1a and complete the table.

International Food Festival Order				
Name				
Address				
Order	soup		dessert	
	staple		drink	
	main course			



**1c** Interview your partner about the food and drinks he or she likes. Then complete the word map.



**2** Place an order by following the examples with the words of foods in 1a.

Example:

A: Hello! Could I order a meal by phone?

B: Sure. What would you like?

A: I'd like ...

B: OK. Where shall I send the meal?

A: My address is ...

B: OK. We'll send your meal in 20 minutes.

A: Bye.

Example:

A: Welcome to our restaurant! Please have a seat.

B: Thank you. May I have the menu, please?

A: OK. Here it is. May I take your order, sir/madam?

B: Sure. I'll have ...

**3a** Read the pairs of words aloud, paying attention to the sounds of the underlined letters. Then listen and try to imitate.

/əʊ/ - /ɔ:/ : so—saw      older—order      coal—call

/əʊ/ - /u:/ : soap—soup      chose—choose      coal—cool

**3b** Listen and read the conversation, paying attention to the intonation, pause and liaison. Then practice with your partner.

A: Hello! May I take your order, sir?

B: Certainly. I'd like fried rice, roast chicken and a bottle of lemon tea.

A: Anything else?

B: No more. Thank you.

**TIP**  
You should use the rising tone when you list things before the "and" in the sentence.

Section C

1a Read and understand.

Look at the pictures and decide whether the following statements are true or false. Then read and check.

**TIP**  
When reading a passage, you can emphasize the major points through coloring, underlining, circling and so on.



1. All the teachers loved the food, but some of the parents didn't. ( )
2. Kangkang did a better job than Jane and Maria. ( )
3. The children made over ¥ 1500 for Free the Children. ( )

Dear Craig,

How are you these days? I have some good news to tell you.

The first International Food Festival went very well, and the results were worth the effort. Both the parents and the teachers loved the food. Maria cooked very successfully. She sold **35** dishes of beef curry. Jane cooked more successfully. She sold **45** Indian curries. I cooked the most successfully. I sold **50** bowls of fried rice. But the most popular food was fried noodles. The students were happy, and I think you will be as happy as all the students. We worked very hard, and in the end we made over **¥1 500**. We'll send the money to you.

Best wishes to you!

Sincerely,  
Li Weikang

1b Read 1a again and understand the underlined sentences. Then make new sentences by following them.

Action	Adverb	Maria	Jane	Kangkang
cut the meat	finely	**	***	****
fry the fish	lightly	****	*	***
wash the vegetables	carefully	***	*	****

**2** What do you think is the correct way to eat the food? Discuss with your partner after the example.



Food
steak
fruit salad
ice cream
fried noodles
fried chicken

Way to eat
fingers
knife and fork
chopsticks
spoon

Food
sandwich
sushi
chicken curry
tofu soup

Example:

Maria: What did you make for the food festival, Mina?

Mina: I made fried noodles.

Maria: How do we eat them? Do we need a fork?

Mina: No, you use chopsticks.

Maria: Oh, I don't think I can eat it very neatly!

Mina: Well, if you want to, you can use forks to eat fried noodles.

**3** Survey your classmates about the food they like and complete the table. Then report to your classmates.

Name	Western food	Reason	Chinese food	Reason
Jane	sausage	quick, delicious	dumplings	delicious
Kangkang	Italian pizza	delicious, cheap	noodles	healthy
...				

You may report like this:

Jane likes sausage because she thinks it is quick and delicious. \_\_\_\_\_

---



---



---

Section



Read through Sections A-C and fill in the blanks with the correct words.

Grammar

Comparative and Superlative Degrees of Adverbs( II )

Maria cooked very successfully.

Jane cooked \_\_\_\_\_ successfully.

I cooked \_\_\_\_\_ successfully.

Functions

Let's \_\_\_\_\_ them success!

Enjoy \_\_\_\_\_!

Thanks \_\_\_\_\_ your order.

\_\_\_\_\_ I have the bill, please?

\_\_\_\_\_ your change.

The results were \_\_\_\_\_ the effort.

How well do you know Sections A-C ? Now do the following tasks and check.

**1a** Healthy eating has a lot to do with good habits. Tick the habits you have. Then read and check.

☐ drink enough water

☐ eat healthy meat

☐ choose your snacks carefully

☐ eat fruit and vegetables

☐ have meals regularly

☐ eat a healthy breakfast

☐ choose sea salt

☐ eat less for your supper

Healthy eating is important for us. What and how should we eat to be healthy?


First, we need to have enough food, never too much or too little. The food must be clean and we should cook it in a right way.

Second, it's very important for us to have different kinds of foods. Bread, meat, fish, eggs, milk, fruit and vegetables are all necessary parts of a good diet. Bread gives us energy. Meat, fish, eggs and milk help our bones grow. Fruit and

vegetables make us more healthy.

Third, we should eat regularly. It's said that half of the students don't have breakfast regularly or don't eat anything at all in the morning. It is bad for their health. In fact, a good breakfast keeps us strong.

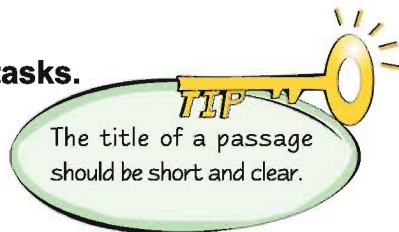
In short, we should not only eat enough good, healthy food but also eat regularly.



## 1b Read 1a again and complete the following tasks.

1. Write a good title for the passage.
2. Color the introduction and conclusion part.
3. Underline the topic sentences of Paragraphs 2-4.
4. Answer the following questions.

- 1) What kinds of food should we eat to keep healthy? Why?
- 2) How should we eat to be healthy?
- 3) What should we do to keep healthy?



## 2 Rose, an American girl, is going to visit China. Write an email to tell her something about eating habits and how to eat healthily in China.

# Project

## Healthy Eating Habits

### 1. Discuss in groups and make a list of healthy food and drinks.

- 1) What do you usually eat for breakfast, lunch and dinner?
- 2) What are your favorite food and drinks?
- 3) What do you think are healthy food and drinks? List at least three of each.

### 2. Make a menu for a week.

Meal	Sunday	Monday	Tuesday	Wednesday	Thursday	Friday	Saturday
breakfast							
lunch							
supper							

### 3. Report to the class the reasons you choose the food for your menu.

### 4. Choose the best menu and then present it to the class.



# Review of Unit 7

**1** Read aloud and circle the word with a different sound for the colored letters in each group.

- |              |         |       |          |
|--------------|---------|-------|----------|
| 1) chopstick | chicken | chips | headache |
| 2) soup      | about   | shout | loud     |
| 3) born      | story   | world | short    |
| 4) noodle    | school  | food  | cook     |
| 5) cream     | health  | tea   | eat      |
| 6) diet      | fried   | pie   | lie      |

**2** Read the following poem aloud and pay attention to the rhythm.

'Jack and 'Jill went 'up the 'hill.  
To 'fetch a 'pail of 'water.  
'Jack fell 'down and 'broke his 'crown.  
And 'Jill came 'trembling after.



**3** Combine the two sentences into one with an object clause.

- Does Mr. Brown enjoy living in China? Could you tell us?  
→ Could you tell us \_\_\_\_\_ Mr. Brown \_\_\_\_\_ living in China?
- Is the girl good at cooking? Do you know?  
→ Do you know \_\_\_\_\_ or not the girl \_\_\_\_\_ good at cooking?
- Will the train leave soon? I want to know.  
→ I want to know \_\_\_\_\_ the train \_\_\_\_\_ soon.
- Peter often helps his mother cook on Sunday. She tells me.  
→ She tells me \_\_\_\_\_ Peter often \_\_\_\_\_ his mother cook on Sunday.

**4** Listen to the passage and complete the table. Then retell the story to your partner.

Craig Kielburger and his organization	
What's the name of it	Free the Children
When he started it	when he was _____
Why he started it	read a _____ about a poor boy who was _____ knew many children in some countries couldn't _____
What it does	help develop the education in some countries have built more than _____ schools and school rooms provide clean _____ and _____ care


**5 Read the passage. Then help Li Ming complete the questionnaire about Sam's food preference.**

I'm Sam. On weekdays I have a quick breakfast. I usually have a hot dog, a glass of milk and a cup of tea. I never drink coffee. On Saturday we have a rich breakfast with sandwiches and butter, eggs and meat pies because we have more time at the weekend.

For lunch I have chicken, lamb or sometimes fish because I want something hot. I never have beef. I don't like it at all. I usually have a salad with my lunch and a glass of apple juice. I don't like cola at all.

We often have dinner at 7:30 p.m. We sometimes have lamb and sometimes chicken with potatoes and carrots.

Questionnaire					
Please fill in this questionnaire about the food you like and dislike.					
Name: <u>Sam</u>					
Breakfast	Like	Dislike	Lunch and dinner	Like	Dislike
sandwiches	<input type="checkbox"/>	<input type="checkbox"/>			
fried rice	<input type="checkbox"/>	<input type="checkbox"/>	<b>meat</b>		
hot dogs	<input type="checkbox"/>	<input type="checkbox"/>	lamb	<input type="checkbox"/>	<input type="checkbox"/>
butter	<input type="checkbox"/>	<input type="checkbox"/>	chicken	<input type="checkbox"/>	<input type="checkbox"/>
egg	<input type="checkbox"/>	<input type="checkbox"/>	beef	<input type="checkbox"/>	<input type="checkbox"/>
meat pie	<input type="checkbox"/>	<input type="checkbox"/>	fish	<input type="checkbox"/>	<input type="checkbox"/>
<b>drinks</b>			<b>vegetables</b>		
tea	<input type="checkbox"/>	<input type="checkbox"/>	tomato	<input type="checkbox"/>	<input type="checkbox"/>
coffee	<input type="checkbox"/>	<input type="checkbox"/>	carrot	<input type="checkbox"/>	<input type="checkbox"/>
milk	<input type="checkbox"/>	<input type="checkbox"/>	potato	<input type="checkbox"/>	<input type="checkbox"/>
			salad	<input type="checkbox"/>	<input type="checkbox"/>
			<b>drinks</b>		
			cola	<input type="checkbox"/>	<input type="checkbox"/>
			apple juice	<input type="checkbox"/>	<input type="checkbox"/>



**6 Write an email to your friend about what you and your family usually eat and drink.**

# UNIT 8 Our Clothes

## TOPIC 1 We will have a class fashion show.



### 1a Listen, look and say.

Jane: Hi, Maria! You look great today. What a nice coat!

Maria: Thank you. My father says that it's a Chinese Tang costume. It feels quite soft and smooth. I liked it so much that my father bought it for me.

Jane: Is it a cotton one?

Maria: No, it's a silk one.

Jane: My old coats are so short that I want to buy some new ones. And you know we will have a class fashion show next Monday.

Maria: Well, do you have time tomorrow? Let's go shopping together.

Jane: Good idea! Shall we meet at the school gate at 8:00 a.m.?

Maria: All right. See you tomorrow.



### 1b Listen to 1a and circle True or False.

- |  |      |       |
|--|------|-------|
| 1. Jane has a nice coat.   | True | False |
| 2. Maria likes the Chinese Tang costume very much.                           | True | False |
| 3. The new coat is a silk one.   | True | False |
| 4. Jane wants to buy some new skirts for the class fashion show next Monday. | True | False |
| 5. They will meet at the school gate at 8:00 a.m.                            | True | False |

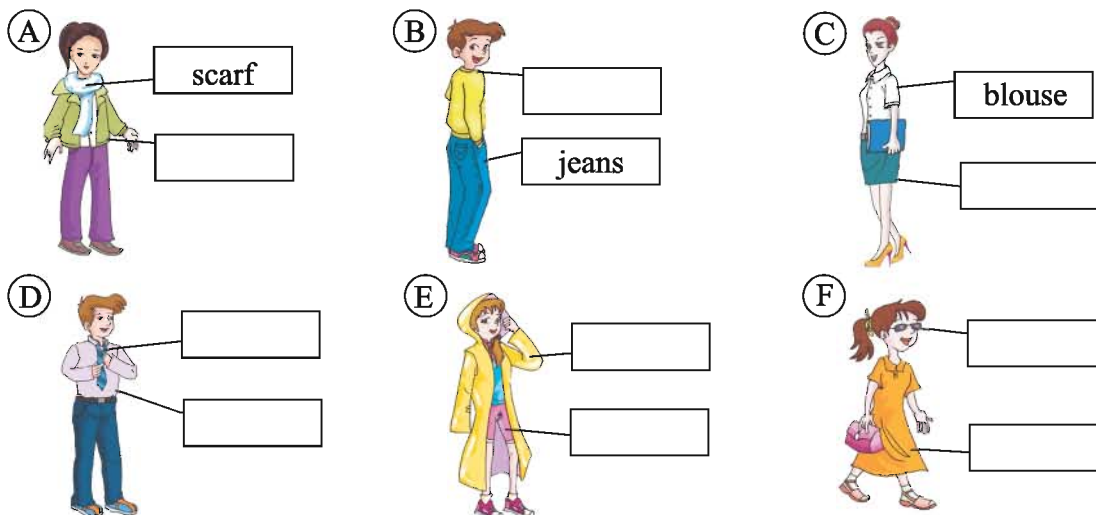
### 1c Read 1a and underline the sentences with so ... that ... Then fill in the blanks according to the pictures.



- Maria's coat is \_\_\_\_\_ she likes it very much.
- The handbag is \_\_\_\_\_ the woman can't afford it.
- The boy is \_\_\_\_\_ he can't get the apples.
- The box is \_\_\_\_\_ the girl can't carry it.

## 2 A. Look at the pictures and fill in the boxes with the words given.

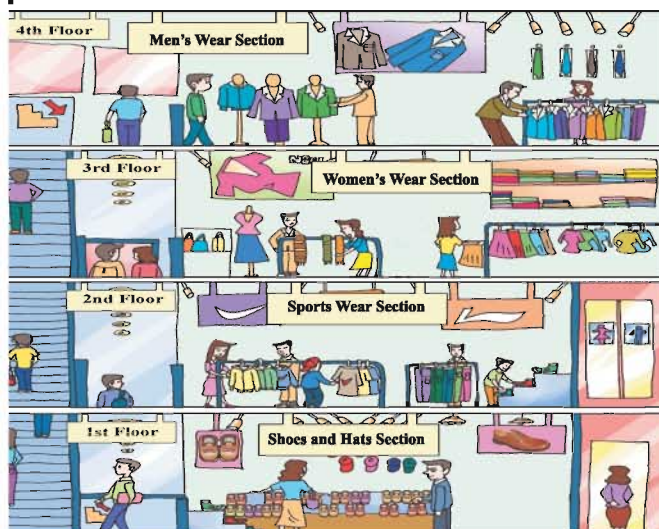
tie skirt sweater shirt shorts raincoat sunglasses jacket dress



## B. Listen to the sentences and check the words. Then number the pictures.

① \_\_\_\_\_ ② \_\_\_\_\_ ③ \_\_\_\_\_ ④ \_\_\_\_\_ ⑤ \_\_\_\_\_ ⑥ \_\_\_\_\_

## 3 Look at the pictures and make conversations.



You may begin like this:

Jane: Excuse me, could you tell me where to buy a scarf?

Saleswoman: Sure! You can go to the Women's Wear Section on the third floor.

Jane: Thanks. And what about hats and socks?

Saleswoman: They're in ...

Section  
B

**1a** Look, listen and say.

(In a clothing store)

- Jane: Maria, look! Kangkang and Michael are over there.
- Maria: Oh, everyone is preparing for our fashion show.
- Jane: Hi, Kangkang. What would you like to buy?
- Kangkang: I'd like this T-shirt and the cotton pants with two big pockets.  
What do you think of them?
- Jane: They look very nice. What about you, Michael?
- Michael: I want to buy a windbreaker so that I will look great.
- Maria: What size do you take?
- Michael: Size M. How about the blue one?
- Jane & Maria: Perfect!
- Kangkang: It's such a cool windbreaker that you should buy it at once. What do you want, Jane?
- Jane: I want a purple silk hat and a cotton dress.
- Maria: And I want a leather jacket.



**1b** Write down the names of the clothes under the pictures. Then Listen to 1a and choose the correct pictures for the children.

A



B



C



Kangkang would like \_\_\_\_\_.

Michael wants to buy \_\_\_\_\_.

D



E



F




Jane would like to buy \_\_\_\_\_.

Maria wants \_\_\_\_\_.



- 2** Look at the pictures and make sentences with *such...that* and *so that* by following the example. The words in the oval may help you.




Example:

Michael wants to buy the cool windbreaker so that he will look great.

Michael is wearing such a cool windbreaker that he looks great.

great bright beautiful lively pretty  
handsome cute cool lovely nice



- 3** Listen to the conversation and fill in the blanks.

The woman wants to buy a \_\_\_\_\_ for her little daughter. Her daughter wears size \_\_\_\_\_ and likes \_\_\_\_\_ best. After looking around, she buys a \_\_\_\_\_ skirt and it costs her \_\_\_\_\_ dollars. The woman also wants to buy an MP3 player on the \_\_\_\_\_ floor.

- 4a** Read the pairs of words and phrases aloud, paying attention to the sounds of the underlined letters. Then listen and try to imitate.

/ʊ/-/u:/ : full—fool    pull—pool    look—food    cook—cool  
look cool    good shoes    cook food    wooman's look

- 4b** Read the sentences, paying attention to the weak form, liaison, pause and incomplete plosion. Then listen and try to imitate.

- I liked it so much tha(t) my father bought it fo(r) me.
- It's such a cool windbreaker/tha(t) you shoul(d) buy it at once.
- The woman wants to buy a goo(d) ha(t)/so tha(t) she will loo(k) more beautiful.

Section  
C

**1a Read and understand.**

Look at the pictures and decide which of the clothes do not make people look good. Then give your suggestions.



Dear Judy,

Congratulations! You opened your own clothing store. I hope you will succeed. It's important for you to help people choose suitable clothing.

I have a few suggestions for success. Fat customers should wear dark color clothes and simple styles. These clothes will make them look smaller. They should not wear bright or light colors. Short people should wear soft colors, and their clothes should not have big contrasts. Fancy designs or flowers do not look good on short people. If tall and thin people wear warm colors, they will appear strong and full. Customers with broad waists will look good in dark or cold-colored clothes that will make them look slimmer.

Helping people choose clothes is important. I know you will be very good at this work, and I hope your business does well.

Your friend,  
Tom

**1b Read 1a and find out the suggestions for dressing. Then complete the table.**

Body shape	Should wear	Reason	Shouldn't wear
fat	_____ color clothes _____ styles	make them look _____	_____ or _____ colors
short	_____ colors with no big _____	make them look taller	clothes with _____ designs and flowers
tall and thin	_____ colors	appear _____ and _____	cold colors
broad waist	_____ or _____ clothes	make them look _____	bright or warm colors

- 2** Work in groups and talk about what Li Ming's family should wear to the party. Use the advice in 1a and the following information.

Li Ming's father has a broad waist.

Li Ming's mother is a little fat.

Li Ming is tall and thin.

bright color warm color slimmer thinner  
simple style cool-colored strong and full

- 3** Here is part of the fashion show on Monday. Look at the pictures and ask and answer in pairs.

great bright beautiful lively pretty handsome cute cool lovely nice



Example:

A: What's Kangkang wearing?

B: He is wearing a T-shirt. It's **such a bright T-shirt/so bright** that Kangkang looks lively.

- 4** Survey your friends about what they like to wear and give them some suggestions on dressing. Then write a short passage about the information.

Name	Body shape	Clothes	Color	Style
...				

You may begin like this:

A, B and C are my good friends.  
A is tall and thin. He/She likes wearing ...  
but I think he/she should wear ...Then,  
he/she will look ...

**TIP**  
Revising with a clear purpose is important in writing. You should read your writing carefully to see if you expressed your ideas clearly. Then you should check the spelling and the punctuation.

Section

D

Read through Sections A-C carefully and fill in the blanks with the correct words.

Grammar

**so ... that ... ; ... so that ... ; such ... that ...**

I liked it \_\_\_\_\_ much that my father bought it for me.

My old coats are \_\_\_\_\_ short that I want to buy some new ones.

I want to buy a windbreaker \_\_\_\_\_ I will look great.

It's \_\_\_\_\_ a cool windbreaker \_\_\_\_\_ you should buy it at once.

Functions

Shall we meet at the school gate at 8:00 a.m.? All \_\_\_\_\_.

Excuse me, \_\_\_\_\_ you tell me where to buy a scarf?

What size do you take? \_\_\_\_\_ M.

How well do you know Sections A-C? Now do the following tasks and check.

1a Read and understand.

Look at the pictures and guess about the people based on what they wear. Then read and check your ideas.



The first types of clothes were made of animal skins. People started to wear clothes so that they could protect themselves from the sun, wind, rain and cold.

Today, we use different materials to make different kinds of clothes. But nowadays, clothes do more than just keep us warm. Clothing can also show people our jobs, our culture, our hobbies and even our moods. For example, when we see a man in a uniform, we



can guess his job from the uniform. When we see a woman in a kimono, we may think that she is Japanese. If a man always wears sportswear, we may think he is active and likes doing exercise. If a person always wears yellow or pink clothes, maybe he or she is lively and easy-going. We get ideas about people from their clothes. As the saying goes, "You are what you wear."

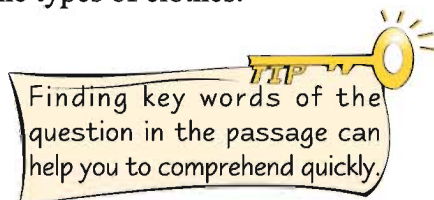
## 1b Read 1a again and complete the following tasks.

1. What does the passage mainly talk about?

- A. The history of clothes.
- B. The functions of clothes.
- C. The styles of clothes.
- D. The types of clothes.

2. Which of the following is true?

- A. People wore the first types of clothes to show fashion.
- B. Nowadays, clothes not only keep us warm.
- C. Clothes can tell what your names are.
- D. People almost wear the same kind of clothes now.



3. When we see a woman in a kimono, we might think she is \_\_\_\_\_.

4. If a man always wears sportswear, we may think he is \_\_\_\_\_.

5. If a person always wears yellow clothes, maybe he or she is \_\_\_\_\_.

6. Work in groups and discuss the meanings of the following sentences.

- 1) Clothing can also show people our jobs, our culture, our hobbies and even our moods.
- 2) You are what you wear.

## Project

### Giving Suggestions on Dressing

1. Survey your classmates about their favorite clothes and fill in the table.

Name	Clothing	Color	Size	Material
Li Xing	T-shirt	white	M	cotton

2. Discuss whether your classmates' dressing is suitable or not. Give your suggestions.

3. Write a report and present it to the class.



# TOPIC 2 We can design our own uniforms.

## Section A

### 1a Listen, look and say.

Miss Wang: Boys and girls, our school plans to make uniforms for you.

Jane: Kangkang, can you tell me what Miss Wang says?

Kangkang: She says that our school plans to make uniforms for us.

Maria: I like to wear my own clothes because school uniforms will look ugly on us.

Michael: Not really. It depends on who will design our uniforms.

Jane: I think we can design our own uniforms by ourselves.

Kangkang: Good idea! It's true that suitable uniforms can show good discipline.

Miss Wang: I agree with you. You'd better survey the students about styles of uniforms. Then you can design your own uniforms, and you'll be glad to wear them.



### 1b Listen to 1a and answer the following questions.

1. What are Miss Wang and the children mainly talking about?
2. Do all the children like school uniforms?
3. What is Jane's idea?
4. What's Miss Wang's suggestion?

### 1c The children are discussing how to design their school uniforms. Make up conversations after the example.



Example:

A: Can you tell me what Maria asks?

B: She asks what materials they should choose.

## 2a Listen to the conversation and put A, B and C in the right places.

(Kangkang is interviewing a policewoman.)

Kangkang: Excuse me, madam. \_\_\_\_\_

Policewoman: We usually wear uniforms when we are at work, but sometimes we wear plain clothes to carry out special tasks.

Kangkang: \_\_\_\_\_

Policewoman: Sure. When we are wearing uniforms, people in trouble can find us.

Kangkang: \_\_\_\_\_  
Uniforms can also show good discipline and make you look important.

Policewoman: Yes. You're right.

- A. Is it important for you to wear uniforms at work?
- B. Could you tell me when you wear your uniforms?
- C. And our uniforms may stop some people from doing bad things.



## 2b Read 2a and answer the following questions. Then try to give a short report.

1. When does the policewoman wear her uniform?
2. Why does the policewoman think it's important to wear uniforms?

## 3 Make up conversations after the example, using the sentences in the box. Pay attention to the word order of object clause.

Example:

A: Could you please tell me what clothes you like best?

B: Sure. I like jeans best.

- What clothes do you like best?
- What do you like to wear in summer?
- When/Where do you wear school uniforms?
- Why do/don't you like school uniforms?
- How often do you go shopping?
- Who usually buys clothes for you?
- ...



Section  
B

1a Look, listen and say.

Gatekeeper: Sorry, sir. You can't wear jeans here.

Man: I'm so sorry. Can you tell me what I should wear here?

Gatekeeper: You should wear a business suit.



Attendant: Sorry, madam. You have to change your leather shoes.

Customer: Oh, sorry. Could you tell me where the special shoes are?

Attendant: This way, please.

Mother: You should take off your shoes when you enter someone's home in Japan.

Daughter: Yes, Mom.



Mr. Brown: What's the matter, Kangkang?

Kangkang: My knees hurt, but I don't know why.

Mr. Brown: You should wear your sports clothes.

Kangkang: Yes, Mr. Brown.

It is important to wear suitable clothes on every occasion.



That's true. People should dress correctly.



1b Listen to 1a and mark T (True) or F (False).

1. The gatekeeper asks the man to wear jeans there. ( )
2. The customer wants to know where to find the special shoes. ( )
3. The daughter will take her shoes off when entering a Japanese home. ( )
4. Kangkang hurts his knees because he does too much sports. ( )

1c Read 1a and complete the passage.

It's impolite of the man to wear jeans to go to the formal meeting. So the gatekeeper tells him what \_\_\_\_\_. In the gym, the customer asks the attendant where she can \_\_\_\_\_ her leather shoes. And we know it's polite to

\_\_\_\_\_ our shoes before entering someone's home in Japan. In the last picture, we see it's necessary for us to wear sports clothes and sports shoes on the playground, or we may \_\_\_\_\_ ourselves as Kangkang did. So we should dress \_\_\_\_\_ on every occasion.

## 2 Make sentences with the following information, using *It's + adj. + (for sb.) to do sth.* or *It's + adj. + that ...*

necessary suitable important right

**TIP**  
Besides voice, special sentence structure is an effective way to stress.



wear business suits

Example:

It's suitable (for us) to wear business suits in a meeting.

It's suitable that we wear business suits in a meeting.



keep quiet



listen to the teacher



do some exercise



obey the traffic rules

## 3 Read the sentences, paying attention to the intonation. Then listen and try to imitate.

1. Sorry, sir. You can't wear jeans here.

2. Sorry, madam. You have to change your leather shoes.

3. Excuse me, could you tell me when you wear your uniforms?

**TIP**  
The falling tone is a command while the rising tone is a more polite request.



Section  
C

**1a Read and understand.**

Look at the pictures and discuss the following questions with your partner. Then read and compare your opinions with the writer's.

1. What are the functions of uniforms?
2. How many kinds of uniforms are there in the text? What are they?



**Uniforms**

People wear uniforms for different reasons. We students wear school uniforms at school to show good discipline. Firefighters wear special coats and helmets to protect themselves from heat and falling ceilings. Soldiers wear green clothes to protect themselves in the forest.

When officials dress in their official uniforms, they look important. When we see airline pilots wearing uniforms at the airport, we believe that they know how to fly the plane. If we have a car accident on the street and we see a police officer in uniform, we know we can get help from him or her. When doctors wear uniforms, it is easy for patients to find them. Also, their uniforms are clean so they can stop the spread of diseases.

Different uniforms show different jobs. So it's necessary for us to know different uniforms in our daily life.

**1b Read 1a again and complete the table.**

Job	Uniform	Purpose
student		
		to protect themselves from heat and falling ceilings
	green clothes	
official		
	pilot uniforms	
		to let us know we can get help from them
doctor		



## 1c Work in groups and discuss different uniforms. Then retell the passage with the help of 1b.

You may begin like this:

People wear uniforms for different reasons ...

## 2 Discuss with your classmates whether students should wear uniforms at school. Then write a passage about your opinions.

Some students think it is important for them to wear uniforms because ... But other students have different opinions ...

In my opinion, \_\_\_\_\_

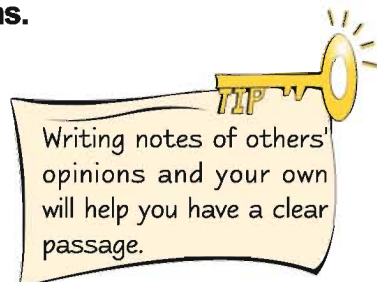
---



---



---



## 3a Choose the correct words to complete the passage. Then read it aloud.

Most people believe we should dress \_\_\_\_\_ (correct/correctly) on every occasion. What's more, we should choose different clothes in different seasons. In China, the temperature changes \_\_\_\_\_ (great/greatly), so the clothes people wear in each season are very different. Li Mei comes from \_\_\_\_\_ (northern/north) China. In spring, it is windy there, so Li Mei likes to wear a windbreaker. She likes summer very much because she can wear different colorful clothes, \_\_\_\_\_ (for example/such as) shorts, T-shirts and dresses. In fall, it is \_\_\_\_\_ (cool/cold). Li Mei likes to wear casual clothes, especially jeans. They make her look \_\_\_\_\_ (beautiful/beautifully). In winter it is \_\_\_\_\_ (cool/cold) there. She usually wears a sweater or \_\_\_\_\_ (other/another) warm clothes and boots.

## 3b Read 3a again and fill in the table.

Season	Clothes
spring	
summer	
fall	
winter	



Read through Sections A-C and fill in the blanks with the correct words.

## Grammar

### Object Clauses (III)

It depends on \_\_\_\_\_ will design our uniforms.

She asks \_\_\_\_\_ materials they should choose.

Could you tell me \_\_\_\_\_ you wear your uniforms?

Could you tell me \_\_\_\_\_ the special shoes are?

## Functions

I \_\_\_\_\_ to wear my own clothes because school uniforms will look ugly on us.

It's true \_\_\_\_\_ suitable uniforms can show good discipline.

It is important \_\_\_\_\_ wear suitable clothes on every occasion.

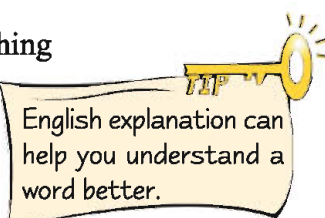
It's necessary \_\_\_\_\_ us to wear sports clothes and sports shoes on the playground.

How well do you know Sections A-C? Now do the following tasks and check.

### 1a Read and understand.

Read the passage and find out the correct words according to the explanations.

- \_\_\_\_\_ : a feeling of not liking someone or something
- \_\_\_\_\_ : a piece of clothing that covers your hand
- \_\_\_\_\_ : in or from the north of a country
- \_\_\_\_\_ : be like something but not the same



You may want to know what people in North America wear to work and on special days. In fact, they have very few formal days, though there are some festivals such as Easter, Christmas, Halloween and Thanksgiving Day. What people wear depends on their likes and dislikes.



On birthdays, some children wear paper party hats. At Christmas, some people wear Santa Claus hats. In winter, Canadian people wear coats, gloves, boots and hats the same as people in northern China do. People in Canada and the United States usually wear suits to work in offices, as well as for more formal occasions, just as people do in China. People in cities around the world wear quite similar clothes.



## 1b Read again and answer the following questions.

1. What is the passage mainly talking about?
2. Are there many formal days in North America?
3. What does people's dressing depend on?
4. What do Canadian people usually wear in winter?
5. What kind of clothes do people around the world wear for working in offices?
6. Do people in cities all over the world wear similar clothes?


## 2 Discuss the following questions and give a report to the class.

1. What do you usually wear to school? What about on special days?
2. What kind of clothing do you like best? Why?

# Project

## Designing My School Uniform

1. Design your favorite school uniform and draw it in the box.
2. Describe it to your group.
3. Discuss and choose the best design in your group.
4. The best designer should give a report about the group members' comments on this design to the class.



# TOPIC 3 He said the fashion show was wonderful.



## 1a Listen, look and say.

(Jane and Sarah are talking about the fashion show.)

Jane: Hi, Sarah! Did you watch the fashion show in Xidan Shopping Center last month?

Sarah: No, but Kangkang said he watched it.

And he said the fashion show was wonderful.

Jane: There will be another one there tomorrow.

Many famous models will be there to model the clothes. Would you like to go with me?

Sarah: Sure. Do you know when it'll start?

Jane: The poster says it starts at 7:30 p.m.

Sarah: Oh, I know Michael likes fashion shows very much. Shall we invite him?

Jane: Good idea!



## 1b Listen to 1a and complete the sentences. Pay attention to the tense.

1. Kangkang said he \_\_\_\_\_ a fashion show in Xidan Shopping Center last month.
2. Jane told Sarah there \_\_\_\_\_ another one in Xidan Shopping Center.
3. The poster said it \_\_\_\_\_ at 7:30 p.m. on June 8th.
4. Sarah said they \_\_\_\_\_ Michael to watch the show.

## 1c Read and number the sentences to make a conversation. Then practice in pairs.

- ☐ Sure. It will start at 7:30 p.m. tomorrow in Xidan Shopping Center.
- ☐ Hi, Michael! We are going to watch a fashion show tomorrow. Would you like to go with us?
- ☐ How do you know that?
- ☐ I read the poster. It also says many famous models will be there to model the clothes.
- ☐ A fashion show? Sounds interesting. Could you tell me when and where?
- ☐ Great! I'll go with you.

## 2 Look at the pictures. Ask and answer in pairs by following the example.

I'm designing our school uniforms.

What are you doing?

Example:

A: What did Kangkang's mother ask?

B: She asked Kangkang what he was doing.

A: What did Kangkang say?

B: He said he was designing their school uniforms.

How do you like the dress?

I don't like it at all.

①

Can I watch TV?

Where can I find sportswear?



You should wash your clothes first.



You can find it on the second floor.

## 3 A. Listen to the description of the fashion show and match the models with their names.

Susan

Lisa

Ann

Amy

Sally

A



B



C



D



E



## B. Listen again and fill in the blanks.

1. Ann was wearing a silk \_\_\_\_\_ and a \_\_\_\_\_ dress.

2. Amy was wearing a \_\_\_\_\_, blue jeans and white \_\_\_\_\_.

3. Lisa was wearing a \_\_\_\_\_ blouse and \_\_\_\_\_ pants.

4. Sally was wearing a leather \_\_\_\_\_ and a white \_\_\_\_\_.

5. Susan was wearing a black \_\_\_\_\_ with a \_\_\_\_\_ in her hand.



Section  
B

**1a Look, listen and say.**

Jane: Look, Sarah! Here come the models!

Sarah: Wow! The model in the center of the catwalk looks so beautiful. What a nice dress!

Jane: That's not a common dress. People call it a cheongsam. It's a traditional dress for Chinese women, and it's becoming popular in the world of high fashion.

Sarah: Look at the second one. She's wearing a kimono. Wow! What is the third model wearing?

Jane: I guess it's a traditional Russian costume.


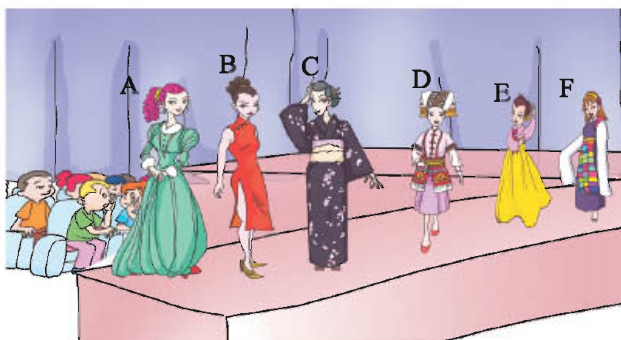
Sarah: Oh, you are right. Here come another three models, and they are all in minority costumes.

Jane: Yes, the first one is in the Zhuang minority costume. And the second one is in Korean costume. But I'm not sure about the last one.

Sarah: Wow, Jane. You know a lot about fashion. That's really cool!

**1b Listen to 1a and number the costumes according to what you hear. Then match them with the models.**

- |   |                                       |
|---|---------------------------------------|
| <input type="radio"/> Zhuang minority costume | <input type="radio"/> cheongsam       |
| <input type="radio"/> Tibetan costume         | <input type="radio"/> Russian costume |
| <input type="radio"/> Korean costume          | <input type="radio"/> kimono          |



**1c Read 1a and fill in the blanks.**

Jane and Sarah were watching a wonderful fashion \_\_\_\_\_. The models looked so \_\_\_\_\_. The first model \_\_\_\_\_ a cheongsam. It is a \_\_\_\_\_ for Chinese women. The second one wore a kimono. What did the third one wear? Oh, she wore a \_\_\_\_\_ costume. Sarah and Jane also

watched some other models, such as the ones in the Zhuang \_\_\_\_\_ costume and in \_\_\_\_\_ costume. But Sarah didn't know as much as Jane about fashion. She said Jane \_\_\_\_\_ a lot about fashion.

## 2 Look at the pictures. Ask and answer by following the example.

Example:

A: What did Jane ask the model?

B: She asked what kind of costume the model was wearing.

A: What did the model say?

B: She said she was wearing a Yao costume.

What kind of costume are you wearing?



I'm wearing a Yao costume.

How do you like our show?



It's wonderful.

Can we take photos with you?



With pleasure.

## 3a Read the following phrases, paying attention to the sounds of the underlined letters and the stress. Then listen and imitate.

mi'nority 'costume    tra'ditional 'dress    'fashion 'show    'casual 'clothes

## 3b Read the conversations, paying attention to the intonation. Then listen and practice with your partner.

1. A: What did Kangkang say?

B: He said he was watching the fashion show on TV.

2. A: What did the model say?

B: She said she was wearing the Zhuang minority costume.

3. A: What did Helen say?

B: She said she didn't like it at all.

**TIP**  
When you retell others' words, you often use the rising tone before the reporting verb, such as say.

Section  
C

**1a Read and understand.**

Look at the pictures and match the words with them. Then discuss in groups about the Tang costume.



decoration



silk knot



the Tang costume

**The Tang Costume**

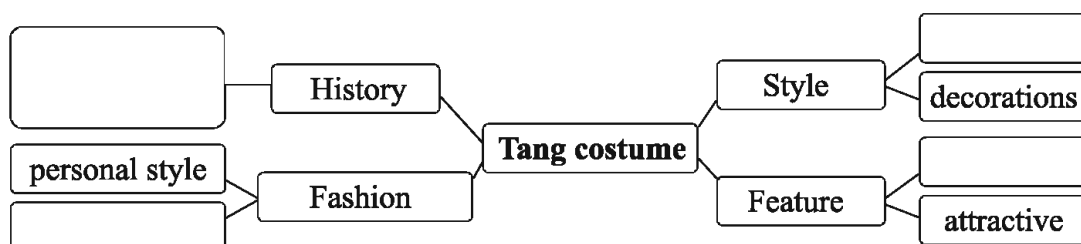
Fashion is full of culture. The Tang costume stands for Chinese history and fashion culture. It got its name when China became known to other countries during the Han and Tang dynasties. From then on, people called Chinese clothes, “Tang costumes”.

Chinese fashion is different not only from western fashion, but also from that in other Asian countries, such as Japan and Korea. The beautiful silk knots and the other decorations on Tang-style clothes are popular all over the world now.

Today people can design the Tang costume as either formal or casual clothes. It shows both the personal style and China’s traditional culture. So we say the Tang costume is very attractive and very different from western-style suits.

**1b Read 1a and complete the diagram.**

**TIP**  
A mind map can help you understand or express ideas more easily, clearly and logically.



**1c** Read 1a again and answer the following questions. Then try to retell the passage in your own words.

1. Does the Tang costume stand for Chinese history and fashion culture?
2. Why did people call Chinese clothes “Tang costumes”?
3. Is Chinese fashion different from western fashion?
4. Why is the Tang costume popular all over the world?
5. What does the Tang costume express?

**2a** Choose the correct name for each picture and write it down on the line.

Tang costume    Zhongshan costume    cheongsam    business suit    sportswear



\_\_\_\_\_

**2b** Look at the pictures and match them with the correct Chinese minorities.

a. Tibetan    b. Man    c. Zhuang    d. Mongolian    e. Miao    f. Korean



**3** Work in groups and discuss the following questions. Then make a poster about a fashion show for it.

1. Which costume above do you like best?
2. Why do you like it most?
3. Can you list more costumes and give more information?

Section



Read through Sections A-C carefully and fill in the blanks with the correct words.

Grammar

Object Clauses (IV)

Kangkang said he \_\_\_\_\_ (watch) it.

And he said the fashion show \_\_\_\_\_ (is) wonderful.

She asked Kangkang what he \_\_\_\_\_ (be) doing.

She said she \_\_\_\_\_ (wear) a Yao costume.

Functions

People \_\_\_\_\_ it a cheongsam.

\_\_\_\_\_ come another three models.

That's really \_\_\_\_\_!


Today people can design the Tang costume as \_\_\_\_\_ formal \_\_\_\_\_ casual clothes.

How well do you know Sections A-C? Now do the following tasks and check.

1 Read the following information and complete the table on Page 104.

America

- The well-known item of American clothing is blue jeans.
- In the past, many workers wore heavy cotton jeans.
- Today, clothing factories make many different styles and colors of jeans.
- They are the most popular choice of clothing for young people around the world.



Japan

- The kimono is the Japanese traditional clothing.
- The traditional kimono was made of silk.
- At one time, Japanese people wore kimonos for casual and formal occasions.






- Today, few people wear kimonos except on special occasions like marriages and national celebrations.

Country	Traditional clothing	Material	Occasion to wear	
			In the past	Today
			working	
	kimono			

## 2 Discuss the following information with your partner. Then write a passage about the cheongsam.

- What people usually call it: *qipao* in most parts of China
- Who it is designed for: Chinese women
- When people designed it: the Qing dynasty
- What material it is made of: silk with beautiful knots on it
- Who wore it first: Man minority women
- When it became popular: in the 1920s
- How popular it is now: very popular across the world



You may begin like this:

The cheongsam is both a woman's dress and a part of China's culture ... \_\_\_\_\_

## Project

### Classroom Fashion Show

1. Bring your favorite clothes to your classroom.
2. Introduce some clothes to your classmates.  
You can tell them about the color, material, style and so on.
3. Hold a fashion show in the classroom.
4. Write a short passage about the fashion show.



# Review of Units 7–8

**1** Read the following sentences aloud. Pay attention to the liasion and intonation.

- 1) Get in touch with him.
- 2) Hold on, please.
- 3) Could you tell us how to make it?
- 4) What about you, Michael?
- 5) If tall and thin people wear warm colors, they will appear strong and full.

**2** Fill in the word puzzle with the adverb forms of the words below. Then write a sentence for each picture after the example.



loud



quiet



dangerous



hard




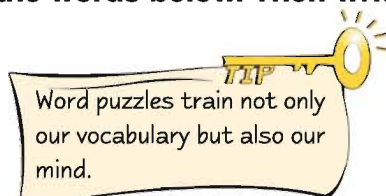
slow



happy



fast



Example:

The woman is shouting loudly.

**3** Complete the sentences with the words in the box, using *so ... that*, *such ... that* or *so that*.

expensive short carefully slowly tired hard

- 1) The skirt is \_\_\_\_\_ I can't wear it any longer.
- 2) The man felt \_\_\_\_\_ he slept on the plane.
- 3) Jim walked \_\_\_\_\_ he fell far behind soon.
- 4) It is \_\_\_\_\_ a(n) \_\_\_\_\_ jacket \_\_\_\_\_ I have no money to pay for it.
- 5) Listen to Miss Wang very \_\_\_\_\_ you can all understand her well.
- 6) Kangkang worked very \_\_\_\_\_ he passed the exam.

**4** Make sentences after the example, using the questions in the box.

Example:

Maria asked the saleswoman if/whether she had any red silk skirts.

Maria asked the saleswoman what kinds of dresses she had.

- 1) \_\_\_\_\_
- 2) \_\_\_\_\_
- 3) \_\_\_\_\_
- 4) \_\_\_\_\_
- 5) \_\_\_\_\_

Do you have anything cheaper?  
May I try it on?  
Can I have a look at the blue one?  
What sizes do you have?  
How much is it?

**5** Peter is making a cake in the kitchen and the kitchen is in a mess. Make sentences about what his father is asking him to do.

clean turn off pick up put away do the dishes

Example:

His father tells him to clean the floor.

His father tells him that he should clean the floor.



**6** Listen to the passage and match the correct choice with each picture.



- a. most areas of Asian countries
- b. England
- c. the Middle East
- d. America
- e. Australia
- f. France

**7** Listen to the passage and mark T (True) or F (False).

- 1) I went with Jenny to see a lovely fashion show outside a clothing store yesterday. ( )
- 2) There were many famous models and many kinds of clothes. ( )
- 3) At last I chose a nice white skirt. ( )
- 4) I paid the saleswoman ¥80 for the skirt. ( )
- 5) Jenny didn't like the silk dress because it was a little out of style. ( )

- 8** Look at the pictures and number them. Then complete the sentences with *first*, *next*, *then*, *finally* according to the order of the pictures.



( )



( 1 )



( )



( )

\_\_\_\_\_, make the dough into small, thin pieces.

\_\_\_\_\_, put meat on the pieces and make dumplings.

\_\_\_\_\_, cut up some vegetables and pork. Mix them together.

\_\_\_\_\_, mix water into the flour  to make it into a dough .

- 9** Complete the conversation with the sentences in the box.

Saleswoman: What can I do for you?

Wang Li: \_\_\_\_\_

Saleswoman: Sure. They are right over there.

Lisa: Wow! There are so many clothes here.

Wang Li: Oh. What a nice shirt! \_\_\_\_\_

Saleswoman: You may try it on.

Wang Li: \_\_\_\_\_

Lisa: No. It really fits you well.

Wang Li: \_\_\_\_\_

Lisa: I want to buy a blouse for my mother.

Do you have any blouses here?

Saleswoman: Of course we do. What about this red one?

Lisa: It looks nice. I'm sure my mother will like it. By the way, what is it made of?

Saleswoman: It's made of cotton.

Wang Li: \_\_\_\_\_

Saleswoman: It costs 120 yuan.

Lisa: OK. I'll take it.

- A. Would this style look nice on me?  
B. I think I'll take it. How about you?  
C. Could you tell me where the shirts are?  
D. How much does it cost?  
E. How do I look? Does it make me look fat?  
F. Do you have any other colors?






**10 Read the passage and answer the questions.**

Fangfang, a 15-year-old Chinese girl, likes eating snacks very much. She prefers cream biscuits, hamburgers and fried chicken. Sometimes she eats two pieces of cake a day.

As a result, she has become overweight .

Today in China, there are many children like Fangfang. They like snacks. They don't eat enough healthy food like fruit and vegetables. It's very bad for their health. Poor eating habits are a serious problem.

Health experts  say that children should have healthy eating habits. First, they must eat meals regularly and begin with a healthy breakfast. Second, they should have different kinds of foods such as fruit, vegetables, grain , eggs, milk and meat. Third, children shouldn't eat too much junk food . They are delicious, but eating them often is bad for children's health.

If children do as the experts say, they won't become overweight. They will be healthier. Students won't become tired at school, and they will have enough energy to study well.

- 1) Why has Fangfang become overweight?
- 2) How many pieces of advice do the health experts give?
- 3) What kinds of food are good for our health?
- 4) What will be the result if we do as the experts say?
- 5) What does the writer think of junk food?

**11 Read the passage above again and write a passage about healthy eating. The following questions may help you.**

- 1) How can we have healthy eating habits?
- 2) What kind of food should we eat more often?
- 3) What kind of food should we eat less often?
- 4) What else should we do if we want to be healthier?



## Appendices 附录

### Notes to the Texts 课文注释

#### Unit 5 Feeling Excited

##### Topic 1 You look excited.

###### Section A

1. How are you doing? 你最近好吗?

见面问候语, 相当于 How are you?

2. You look excited. 你看起来很激动。

look excited 意为“看起来很激动”, 这里 look 是系动词, 后面接形容词 excited 作表语, 构成系表结构。

“系动词+adj.”构成系表结构, 这类动词还有 be, feel, smell, sound, taste, turn, get, become, go, seem 等。如:

I feel terrible. 我觉得很不舒服。

The weather gets warmer and warmer. 天气变得越来越暖和。

3. My father and mother want to invite your parents to go to the movies. 我的父母亲想邀请你们的父母一起去看电影。

invite ... to ... 意为“邀请……去……”。如:

Mr. Wang invited me to his birthday party. 王先生邀请我去参加他的生日宴会。

4. He felt disappointed because he was not able to buy a ticket to *The Sound of Music*. 他感到很失望, 因为他没能买到《音乐之声》的票。

a ticket to ... 意为“……的票/券/入场券”。

###### Section C

1. The father was lonely and often became angry because of the noisy children. 这位父亲很孤独而且经常因为孩子的吵闹而发怒。

(1) lonely 意为“孤独的, 寂寞的”。而 alone 意为“独自的, 单独的”。如:

He lives alone and often feels lonely. 他一个人住, 常常感到寂寞。

(2) because of 和 because 均有“由于, 因为”的意思, 前者接名词、代词或相当于名词的短语, 后者接原因状语从句。如:

I didn't go out last Sunday because of the bad weather. = I didn't go out last Sunday because the weather was bad. 由于天气不好, 上星期天我没有出去。

2. Maria taught the children to sing lively songs and perform short, funny plays to cheer them up. 为了让孩子们高兴起来, 玛丽亚教他们唱活泼欢快的歌曲并表演有趣的短剧。

cheer ... up 意为“(使)……振奋起来; (使)……变得更高兴”。如:

I'm taking Li Hong out to cheer her up. 我要带李红到外面转转, 让她振作起来。

###### Section D

Beijing Opera is full of famous stories, beautiful facial paintings, wonderful gestures and fighting. 京剧里有许多著名的故事、漂亮的脸谱、美妙优雅的姿势以及精彩的打斗场面。

be full of 意为“装满;充满”。如:  
The bottle is full of water. 瓶子里装满了水。

## Topic 2 I'm feeling better now.

### Section A

1. What seems to be the problem? 出了什么问题?  
seem to do ... 意为“似乎……,看来……”。如:  
He seems to know the secret. 他似乎知道那个秘密。  
seem + adj. 意为“感到好像……,觉得似乎”。如:  
Jane seems worried. 简似乎很焦虑。  
It seems + that 从句意为“(表示不确切或客气)看来好像,似乎……”。如:  
It seems that he doesn't like swimming. 他似乎不喜欢游泳。
2. She is very strict with herself. 她对自己要求非常严格。  
be strict with ... 意为“对……要求严格”,常表示对人要求严格。  
They were always very strict with their children. 他们对子女一向要求严格。
3. ... she has no friends to talk with. 她没有可以交谈的朋友。  
to talk with 是不定式短语作后置定语,修饰 friends。如:  
They couldn't find a house to live in. 他们找不到房子住。
4. I'm really worried about her. 我真的很担心她。  
be worried about 意为“对……感到担心”。如:  
She's so worried about her exam. 她很担心自己的考试。  
常用的“be+adj.+prep.”的结构还有:  
be pleased with 对……感到高兴  
be interested in 对……感兴趣  
be afraid of 对……感到害怕  
be sorry for 对……感到抱歉/难过  
be nervous about 对……感到紧张  
be angry with/at/about 对……生气

### Section B

1. I'm feeling really sad because I failed the English exam. 我真的很难过,因为我英语考试不及格。  
fail 意为“不及格,未通过”。如:  
He failed his driving test. 他没有通过驾驶考试。  
fail to do ... 意为“失败,未能做到(某事);未履行(某事)”。如:  
Doctors failed to save the girl's life. 医生们未能保住那女孩的性命。
2. Everyone gets these feelings at your age. 每个人在你这个年纪时都会有这些感受。  
at one's age 意为“在某人这般年纪时”。如:  
Your father began to work at your age. 你父亲在你这个年纪时就开始工作了。  
at the age of 意为“在……岁时”。如:  
At the age of seven (= When he was seven), he could swim. 7岁时,他就会游泳了。
3. There, there! 好啦! 好啦!  
there 在这里是语气词,表示安慰别人。  
表示安慰的句子还有: Don't worry./ Don't be afraid./ It's all right./ It'll be OK./ All right.

## Section C

1. How time flies! 光阴似箭!

How+陈述句! 表示感叹。how 在此做状语, 修饰谓语动词。如:

How I like my work! 我多么喜欢我的工作啊!

2. I was not used to anything here. 我不习惯这儿的一切。

be/get used to (doing) sth. 意为“习惯于(做)某事”。如:

I am used to getting up early. 我习惯于早起。

3. I thought the roads here were not so clean as those in our hometown. 我觉得这里的路不如我们家乡的干净。

表示两者在某一方面程度相同时, 用“as+形容词/副词原级+as+比较对象”结构。如:

I am as tall as my father. 我与父亲一样高。

He runs as fast as Tom. 他和汤姆跑得一样快。

表示某人或某物在某一方面不如另一个人或另一个物体时, 用“not as/so+形容词/副词原级+as+比较对象”结构。如:

Jim doesn't study as/so hard as Helen. 吉姆没有海伦学习努力。

## Section D

1. You may become unhappy sometimes, for example, when you fail an exam or when you lose one of your friends. 你有时会变得不开心, 例如当你考试不及格的时候或者失去你的一位朋友的时候。

for example 表示举例说明, 常用逗号隔开。such as 表示列举。如:

Many countries, for example, Japan and Indonesia, have a lot of earthquakes. 许多国家, 例如: 日本和印尼, 经常发生地震。

I like drinks such as tea and coffee. 我喜欢诸如茶和咖啡之类的饮料。

2. He refused to play soccer or go to the movies with his friends. 他拒绝和朋友们一起去踢足球、看电影。

refuse to do sth. 意为“拒绝做某事”。如:

Why could he refuse to do the work? 他怎么会拒绝做这项工作呢?

3. He was quite angry with the driver because his car hit his brother, even though it was an accident. 他对那个开车撞了他哥哥的司机感到十分生气, 尽管那是一起意外事故。

even though 意为“即使, 虽然”, even if 也可以表示相同的意思。

4. Now he still misses his brother, but he doesn't hate the driver any longer. 虽然他现在仍然想念他的哥哥, 但他已不再恨那个司机。

not ... any longer 意为“不再”, 相当于 no longer。类似的表达还有 not ... any more (no more)。如:

He doesn't live in Beijing any longer. = He no longer lives in Beijing. 他不再住在北京了。

You will not see him any more. = You will see him no more. 你将再也见不到他了。

## Topic 3 Many things can affect our feelings.

### Section A

I get so nervous when I give a speech. 只要发表演讲, 我就紧张。

give a speech 意为“发表演讲”, 相当于 make a speech。

### Section B

1. If we are not confident about ourselves, we may feel upset or nervous. 如果我们不自信, 我们会感到不安或紧张。

be confident about..., 意为“对……有信心”。如:

The teacher wants the children to feel confident about asking questions when they don't understand.  
老师要孩子们遇到不懂的问题就大胆提问。

2. We can put on a short play, just as we do at the English Corner. 我们可以演一部短剧, 就像我们在英语角做的那样。

put on 在这里意为“上演, 放映”, 它还有“穿上, 戴上”之意。如:

He put on his coat and went out. 他穿上外套出去了。

### Section C

I feel very lonely, and my eyes fill with tears. 我感到非常孤独, 眼里充满了泪水。

fill ... with ... 意为“(使)充满; 填满”。如:

Michael filled the bowl with fish soup. 迈克尔把鱼汤倒入碗里。

### Section D

1. If we are in good spirits, we can study or work better. 假如心情好的话, 我们就能更好地学习或工作。

spirits 意为“情绪; 心境”。in good spirits 意为“好心情”。

常见的相关词组还有:

in high spirits 意为“情绪高昂地, 精力充沛地”。in low spirits 意为“情绪低落”。

2. Think it over before making an important decision. 在你作重要决定之前, 一定要仔细考虑。

(1) before 在这里是介词, 后可跟名词或动名词。before 还可作连词, 引导时间状语从句, 所以此句也可表示为: Before you make an important decision, think it over.

(2) think over 意为“仔细考虑, 慎重考虑”。如:

He would like more time to think things over. 他希望有更多的时间把事情考虑周详。

3. Get back to your everyday activities. 继续你的日常活动。

get back to ... 意为“继续……, 回到……上”。如:

Let's get back to the main point of the discussion. 咱们回到讨论的要点上吧。

4. It will give you a sense of happiness. 这将给你一种重新拥有快乐的感觉。

a sense of 意为“……的感觉”。如:

a sense of duty 意为“责任感”。a sense of direction 意为“方向感”。

## Unit 6 Enjoying Cycling

### Topic 1 We're going on a three-day visit to Mount Tai.

#### Section A

1. For our spring field trip, we're going on a three-day visit to Mount Tai. 这次春游, 我们打算去泰山玩三天。

go on a visit to ... 意为“去……参观/旅游”。句中的 visit 作名词。如:

They went on a visit to Egypt last year. 去年他们去埃及旅行了。

2. It's too far to cycle, but we can choose proper vehicles. 骑自行车去太远, 但我们可以选择恰当的交通工具。

3. Bring your information tomorrow and we'll decide on the best way to travel on our field trip. 明天把你们(查到)的资料带来, 然后我们来决定最好的春游方式。

decide on/upon... 意为“决定, 选定”。如:

We're trying to decide on/upon a school. 我们正在设法选定一所学校。

decide to do... 意为“决定做……”。如:

He decided to stay and look after his mother. 他决定留下来照顾母亲。

### Section B

1. We have tickets at ¥ 145 for the hard sleeper and ¥ 224 for the soft sleeper. 我们的票价是硬卧 145 元, 软卧 224 元。

(1) 句中的介词 at 意为“以……, 在……”, 一般用于表示价格、比率、年龄、速度等词的前面。如:

He sold the apples at a good price. 他把这些苹果卖了个好价钱。

The car ran at a speed of 120 kilometers an hour. 这辆车以每小时 120 千米的速度行驶。

(2) sleeper 意为“卧铺”。

2. I'd like to book 21 tickets for the hard sleeper. 我想预订 21 张硬卧票。

句中的 book 是动词, 意为“预订(座位、房间、票等)”。如:

Good morning, I want to book some rooms. 早上好, 我想订房间。

### Section C

1. Some schools think of great ideas, such as “King or Queen for a Day”. 一些学校想出一些极好的主意, 比如“一日国王或一日王后”。

2. It costs each student one dollar to buy a ticket for the draw. 每个学生花一元钱买一张票来抽签。cost 意为“需付费; 价钱为”, 其主语是物。如:

The dictionary cost me 99 yuan. 这本词典花了我 99 元。

spend 意为“花费; 花(时间、金钱等)”时, 主语是人。常用结构为: spend ... on ... 或 spend ... (in) doing ...。如:

I spent 99 yuan on the dictionary. 我花了 99 元买这本词典。

He spent two hours (in) doing his homework. 他花了两个小时做作业。

pay 意为“付款; 付酬”时, 其主语是人, 常用结构为: pay ... for 或 pay for ...。如:

He paid ten dollars for the book. 他花了 10 美元买那本书。

I'll pay for the tickets. 我来买票。

take 意为“花费”时, 指花费时间, 主语常为形式主语 it。常用结构为: It takes sb. some time to do sth. 如:

It took us half an hour to get there. 我们花了半个小时到达那里。

3. After all the tickets are sold, one ticket is drawn. The student with the winning ticket will be the king or queen for the next school day. 票售完后会有一张中奖, 中奖的那位学生将会成为下个教学日的“国王”或“王后”。

4. I'm looking forward to hearing from you. 盼望收到你的来信。

look forward to 意为“期待, 盼望”, 其中 to 是介词, 后面应接名词、代词或动名词, 且常用于进行时。如:

I'm really looking forward to our vacation. 我十分期待假期的到来。

## Topic 2 How about exploring Tian'anmen Square?

### Section A

While you were enjoying your trip to Mount Tai, I was busy preparing for my exams. 你愉快地在泰山游玩的时候, 我正忙着准备考试。

### Section B

1. It covers 440 000 square meters. 它占地面积为 44 万平方米。

2. It's 880 meters long from north to south and 500 meters wide from east to west. 它南北长 880 米, 东西宽 500 米。



3. In the north of the square, we can see Tian'anmen Rostrum. 在广场的北端, 我们可以看到天安门城楼。

in the+方位名词+of ... 指在某一范围内的地区。

to the+方位名词+of ... 指互不接壤并互不管辖的两个地区。

on the+方位名词+of ... 指相互接壤但互不管辖的两个地区。如:

Beijing is in the north part of China. 北京在中国的北部。(在内部)

Japan is to the east of China. 日本在中国的东边。(不接壤)

Shandong is on the northeast of Henan. 山东在河南的东北面。(接壤)

4. It's about one and a half hours by bike. 骑自行车大约需要一个半小时。

此句相当于 It's about one and a half hours' ride. 如:

It's ten minutes on foot from here to the office. = It's ten minutes' walk from here to the office. 从这里去办公室步行需要十分钟。

### Section C

1. Darren and Michael were surprised at Tian'anmen Square. 达伦和迈克尔对天安门广场(的宏伟壮观)感到很惊奇。

be surprised at 意为“对……感到惊奇”。如:

He is surprised at her behaviour. 他对她的行为感到惊奇。

2. While the crowd was pushing Darren in all directions, someone stepped on his feet. 人群把达伦挤得东倒西歪, 还有人踩了他的脚。

in all directions = in every direction 向四面八方。

in the direction of 意为“朝……方向”。

in one's direction 意为“朝着某人的方向”。

He went off in the direction of the post office. 他朝邮局方向去了。

People walked by without a look in her direction. 人们从旁边走过, 看都不往她那边看。

3. Please e-mail me soon and tell me about your vacation. 请尽快给我发邮件, 告诉我你的假期生活。

e-mail 可写成 email, 作动词, 意为“给……发电子邮件”。

### Section D

While we were having fun exploring, I found that Darren was lost. 我们正玩得开心的时候, 我发现达伦不见了。

(1) have fun = enjoy oneself 意为“玩得开心”。如:

We had a lot of fun at Kangkang's party. 我们在康康的聚会上玩得很开心。

(2) be lost 意为“迷路, 丢失, 走失。”如:

These books seem to be lost. 这些书好像是丢了。

## Topic 3 Bicycle riding is good exercise.

### Section B

1. We should wear bicycle helmets when riding. 我们骑自行车时应该戴头盔。

when riding = when we are riding

2. If we ride at night, we should have lights on the bicycle or wear light-colored clothes. 如果在晚上骑车, 我们应该使用车灯或穿浅色的衣服。

### Section C

1. Bicycle riding can make the riders' hearts and lungs strong. 骑自行车有助于强壮骑行者的心肺。

2. So bicycle riders must pay attention to the traffic around them and know traffic signals. 因此骑行者必须注意周围的车辆并了解交通信号的含义。

3. In case of an accident, bicycle riders should know how to give first aid. 万一发生事故,骑行者应该懂得如何进行急救。

in case of ... 意为“如果,假使”。如:

In case of fire, call 119. 倘若有火灾,就拨打 119。

4. In a word, the best way to be safe is to be careful. 总之,保持安全的最好途径就是小心谨慎。

### Section D

1. It has the highest altitude among all the races hosted by the International Cycling Union. 它是国际自行车联合会举办的所有比赛中海拔最高的(公路自行车赛)。

2. They go through the Alps, the Massif Central and the Pyrenees Mountains. 他们穿过了阿尔卑斯山、中央高原地区和比利牛斯山脉。

3. He can do that without winning even one of the stages.

无需在任何一个赛段中夺冠,他也可以获得总冠军。

注:环法自行车赛的冠军是根据选手通过各山区赛段(共 21 个)所获积分之和来确定的。

## Unit 7 Food Festival

### Topic 1 We're preparing for a food festival.

#### Section A

1. Then shall we have a food festival and raise money to give to Free the Children? 那么,我们举办一次美食节来为“解放儿童”组织筹款好吗?

have/hold/organize a food festival 意为“举办美食节”。

2. I think we can have it on our school playground on Sunday. 我想,星期天我们可以在学校的运动场上举办美食节。

此句含有一个省略引导词 that 的宾语从句。当主句谓语动词是 think, suppose, believe 等时,引导词 that 通常要省略。当主句谓语动词是 agree, learn, suggest 等词时,引导词 that 通常不可以省略。

3. I will turn to our teachers. 我要向老师们求助。

turn to ... = ask ... for help 意为“向……求助”。如:

Jim is going to turn to his parents. = Jim is going to ask his parents for help. 吉姆打算向他的父母求助。

#### Section B

I have a sweet tooth, and I think a lot of students will buy western food, such as American chocolate cookies and Greek cheese pies. 我喜欢吃甜食,我认为许多学生会买像美国巧克力饼干、希腊奶油派这样的西方食物。

#### Section C

He knew children should go to school instead of working in factories all day. 他知道,儿童应该去上学而不是整天在工厂干活。

instead of 意为“代替;而不是”。如:

Could I have cola instead of juice? 我是否可以要可乐来代替果汁?

## Section D

1. He works for the rights of children. 他为(争取)儿童的权利而工作!  
right 此处用作名词,意为“权利”。
2. You can't have your cake and eat it too. 鱼和熊掌不可兼得。
3. Don't put all your eggs in one basket. 不要孤注一掷。

## Topic 2 I'm not sure whether I can cook it well.

### Section A

1. But I'm not sure whether I can cook it well. 但是我不能确定我是否能够做好。  
whether/if 引导宾语从句时意为“是否”。如:  
I want to know whether/if she can come to my party. 我想知道她是否能来参加我的聚会。
2. First, cut some cooked meat very finely. 首先,把一些熟肉切碎。  
(1) cut ... finely 意为“精细地把……切开”。副词修饰动词时,通常放在动词后面。类似的还有:  
fry the meat lightly 轻微地炒一炒肉; add the rice slowly 慢慢地把米饭加进去  
(2) cooked 在此处是过去分词作定语,相当于形容词,意为“煮好的,煮熟的”。类似的用法还有:  
boiled water 开水, broken glass 碎玻璃, fried chicken 炸鸡。
3. Well done! 干得好!  
表示表扬和鼓励,类似的说法还有:  
Very good! / Wonderful! / Excellent! / Perfect! / Keep trying! / You can do it! 等。

### Section B

Practice makes perfect. 熟能生巧。

### Section C

1. When you sit down at the table, take your napkin and put it on your lap. 当你坐下准备就餐时,取出餐巾并铺在你的腿上。
2. It's polite to eat up the food on your plate, ... 把盘子里的食物吃光是礼貌的……  
eat up / eat ... up 意为“吃完,吃光”。  
类似的短语还有 use up, 意为“用完,用光”。如:  
Don't use up all the hot water. 别把热水都用光。
3. ... you'd better raise your cup or glass and take only a little. ... 你最好举起酒杯只喝一小口。  
take a little 喝一小口
4. Will people leave as soon as they finish eating in western countries? 在西方国家,人们用完餐就离开吗?  
finish (doing) ... 完成(做)…… 如:  
You can't go anywhere until you finish (doing) your homework. 没完成家庭作业,你哪里都不能去。

### Section D

In parts of India, people use their fingers to pick up the food. 在印度的一些地方,人们用手指拿食物吃。  
pick up 意为“拿起,捡起;接某人”。如:  
The phone rang and I picked it up. 电话铃响了,我拿起了话筒。  
My husband will pick you up. 我丈夫会来接你。

## Topic 3 I cooked the most successfully.

### Section A

1.Many different delicious foods are for sale, such as fried rice, apple pies and Indian curries. 有许多诸如炒米饭、苹果派和印度咖喱之类的不同美味食品出售。

for sale 意为“待售,出售”。如:

Excuse me, are these for sale? 请问,这些是出售的吗?

on sale 意为“出售,上市;廉价出售”。如:

The new model will be on sale next month. 新款下月上市。

2.Let's wish them success! 让我们祝他们成功!

wish 意为“祝愿”。如:

I wish you good luck. 祝你们好运。

wish to .... 希望做…… 如:

I wish to speak to the manager. 我想跟经理说话。

3.May I have the bill, please? 可以结账了吗?

have the bill 意为“付账”。类似的词组有 pay the bill 和 ask for the bill。

4.Here's your change. 这是找您的零钱。

这是倒装句。当句首为 here, there, now, then 等副词,谓语动词为 be, go, come 等时,句子的主谓要倒装。如:

Now comes your turn. 现在轮到你了。

### Section B

1.Could I order a meal by phone? 我可以通过电话订餐吗?

order 此处是动词,意为“订购,订货”。如:

Shall I order a taxi for you? 需要我给你叫辆出租车吗?

2.We'll send the food to you in thirty minutes. 我们会在 30 分钟后把食物给您送到。

in 意为“在(某段时间)之后”,常与将来时连用。如:

I'll be back in half an hour. 我半个小时后回来。

### Section C

The first International Food Festival went very well, and the results were worth the effort. 我们的辛苦没有白费,第一届国际美食节进展得非常顺利。

be worth ... 意为“值……钱,相当于……的价值”。如:

The ring is worth ¥ 780. 这个戒指值 780 元。

be worth doing ... 意为“值得做……”。如:

The film is well worth seeing. 这部电影很值得一看。

### Section D

1.First, we need to have enough food, never too much or too little. 首先,我们要吃足够的食物,不能太多或太少。

2.Second, it's very important for us to have different kinds of foods. 其次,保持食物的多样化对我们很重要。

3.It's said that half of the students don't have breakfast regularly or don't eat anything at all in the morning. 据说有一半学生早上吃早饭不规律甚至不吃早饭。

4.In short, we should not only eat enough good, healthy food but also eat regularly. 总之,我们不仅应该吃足够的、优质的、健康的食物,而且也要饮食有规律。

not only ... but also ... 意为“不但……而且……”。如：

I not only read the book but also copied it. 我不仅读了这本书而且还抄过它。

## Unit 8 Our Clothes

### Topic 1 We will have a class fashion show.

#### Section A

1. My old coats are so short that I want to buy some new ones. 我的旧外套太短了,我想买些新的。  
so ... that ... 意为“如此……以至于……”,引导的是结果状语从句。如:

He ran so fast that we couldn't follow him. 他跑得太快了,我们跟不上。

2. Women's Wear Section 女装区; Men's Wear Section 男装区; Sports Wear Section 运动装区;  
Shoes and Hats Section 鞋帽区

#### Section B

1. I want to buy a windbreaker so that I will look great. 为了显得更英俊,我想买一件风衣。

so that 意为“以便,为了”,后接目的状语从句;in order to 也有“以便,为了”的意思,后接动词原形。如:

I got up very early this morning so that I could catch the first bus. = I got up very early this morning in order to catch the first bus. 我今天早上起得非常早,以便能赶上首班车。

2. —What size do you take? 你要多大号的?

—Size M. 中号。

what size 意为“多大号(码)”,通常用来询问人的衣、裤、鞋、帽的尺寸。如:

What size are your shoes? 你的鞋子是多大码的?

size M 中号, M 是 medium(中等的,中间的)的缩写。size S 小号, S 是 small 的缩写;size L 大号, L 是 large 的缩写;size XL 特大号, XL 是 extra large 的缩写。

3. It's such a cool windbreaker that you should buy it at once. 这件风衣非常好看,你应该立即买下来。

such ... that ... 意为“如此……以至于……”,引导结果状语从句。如:

It's such a hot day that we all want to go swimming. 天气这么热,我们都想去游泳。

#### Section C

Customers with broad waists will look good in dark or cold-colored clothes that will make them look slimmer. 腰粗的顾客穿上黑色或冷色调的衣服看上去效果比较好,因为这种颜色的衣服会使人看上去更苗条。

#### Section D

1. People started to wear clothes so that they could protect themselves from the sun, wind, rain and cold. 一开始,人们穿衣服是为了免受日晒、风吹、雨淋和寒冷的侵袭。

2. But nowadays, clothes do more than just keep us warm. 但是现在,服装(的作用)已经不仅仅是保暖了。

more than 意为“多过,不止”,置于名词、形容词、副词、动词及从句之前。如:

Her performance was more than good. It was perfect. 她的表演非常好,可以说是完美的。

3. Clothing can also show people our jobs, our culture, our hobbies and even our moods. 服装还能



展示我们的职业,我们的文化,爱好甚至情绪。

4.As the saying goes, “You are what you wear.” 正如俗语所讲:“衣如其人。”

## Topic 2 We can design our own uniforms.

### Section A

1.Kangkang, can you tell me what Miss Wang says? 康康,你能告诉我王老师说什么吗?

what Miss Wang says 为宾语从句,由疑问词“what+陈述句”构成。类似的疑问词还有:which, who, whose, when, how, where, why 等。如:

Can you tell me when the train leaves? 你能告诉我火车什么时候开吗?

2.I like to wear my own clothes because school uniforms will look ugly on us. 我喜欢穿自己的衣服,因为校服穿在身上会很难看。

3.It depends on who will design our uniforms. 这取决于谁来设计我们的校服。

depend on / upon ... 意为“受……的影响;由……决定;取决于……;依靠;信赖”。如:

You can't depend on your parents forever. 你不能永远依赖你的父母。

4.It's true that suitable uniforms can show good discipline. 得体的校服的确能显示出良好的风纪。

本句是一个用 it 作形式主语的复合句结构,真正的主语是 that 从句,类似的用法还有:

It is necessary/important/well-known/possible/wonderful that ... 意为“……是必要的/重要的/众所周知的/可能的/极好的”。如:

It is necessary that we drink enough water every day. 每天喝足够的水是很有必要的。

5.Could you tell me when you wear your uniforms? 你能告诉我你们什么时候穿制服吗?

when 引导宾语从句时译为“何时,什么时候”,引导状语从句时译为“当……时”。如:

I don't know when he will come. 我不知道他什么时候会来。(宾语从句)

Patients can find us easily when they are in need. 当病人有需要时,他们能够很容易地找到我们。(时间状语从句)

6.And our uniforms may stop some people from doing bad things. 我们的制服可以防止一些人干坏事。

stop ... from doing .... = keep ... from doing .... 意为“阻止,防止……做……”。如:

You can't stop people from saying what they think. 你无法阻止人们说出自己的想法。

### Section B

1.You should take off your shoes when you enter someone's home in Japan. 当你进入日本人家里的時候,应该先脱掉鞋子。

take off 意为“脱下,脱掉”,还可以表示“起飞”。如:

What time does the plane take off? 飞机几点起飞?

2.It is important to wear suitable clothes on every occasion. 在每一个场合衣着得体是很重要的。

### Section C

Firefighters wear special coats and helmets to protect themselves from heat and falling ceilings. 消防人员穿特制的外套、戴头盔是为了防止高温和坍塌的天花板伤害他们。

### Section D

1.What people wear depends on their likes and dislikes. 人们穿什么取决于他们的好恶。

2.On birthdays, some children wear paper party hats. 过生日时,一些孩子们戴着纸的生日帽。

3.People in Canada and the United States usually wear suits to work in offices, as well as for more formal occasions, just as people do in China. 加拿大人和美国人像中国人一样,不但在更正式的场合而且在办公室上班时通常也穿西服。

## Topic 3 He said the fashion show was wonderful.

### Section A

Many famous models will be there to model the clothes. 许多著名的模特将去那里展示时装。

### Section B

1. It's a traditional dress for Chinese women, and it's becoming popular in the world of high fashion. 它是一种中国妇女穿的传统服装,而且它在高级时装领域越来越流行。

2. Here come another three models, ... 又过来三个模特,……

another 作形容词时,意为“又一个,再一个”,如:

Please drink another cup (=one more cup) of tea. 请再喝一杯茶。

Where shall we be in another ten years (=ten more years)? 再过十年,我们将在哪里?

### Section C

1. It got its name when China became known to other countries during the Han and Tang dynasties. 中国在汉唐时期开始闻名于世,唐装也因此而得名。

get one's name 意为“得名”。如:

The village got its name from the lake in it. 这个村庄因村内的湖泊而得名。

2. Chinese fashion is different not only from western fashion, but also from that in other Asian countries, such as Japan and Korea. 中国的时装不仅不同于西方的时装,也有别于其他亚洲国家(的时装),如日本和韩国。

3. Today people can design the Tang costume as either formal or casual clothes. 现在人们既可以把唐装设计成正装,也可以设计成休闲装。

either ... or ... 表示选择关系,意为“要么……要么……;不是……就是……”。如:

You can either take it home or leave it here. 你要么把它拿回家,要么把它留在这里。

You can have either fruit juice or milk. 你不喝果汁就喝牛奶。

4. It shows both the personal style and China's traditional culture. 它既体现了(着装者的)个人风格,又体现了中国的传统文化。

### Section D

1. The well-known item of American clothing is blue jeans. 众所周知的美国服装是蓝色牛仔裤。well-known 与 widely known 意思相近,即“众所周知的,广为人知的”。

2. They are the most popular choice of clothing for young people around the world. 对世界各地的年轻人来说,这些服装是最受青睐的。

3. At one time, Japanese people wore kimonos for casual and formal occasions. 曾经,日本人在非正式和正式场合都穿和服。

at one time 意为“曾经,一度”。如:

At one time, Amy was my best friend. 艾米曾经是我最好的朋友。

4. Today, few people wear kimonos except on special occasions like marriages and national celebrations. 如今,除非在婚礼或国家庆典这样的特殊场合,几乎没有人穿和服。

(1) few 意为“几乎没有”,是表示否定的限定词。如:

He has few friends. 他几乎没有朋友。

(2) except 意为“除……之外”。如:

Everyone was tired except John. 除约翰之外,大家都累了。

# Grammar 语法

## I. 句子的成分 (Members of the Sentence)

句子的成分是指组成句子的各个部分,即:主语、谓语、表语、宾语、宾语补足语、定语和状语等。主语和谓语是句子的主体部分。

句子成分	说 明	例 句
主语 (Subject)	一个句子的主要成分,也是句子所述说的主体。它一般放在句首,表示句子所说的是“什么人”或“什么事物”,一般由名词、代词或相当于名词的词组或短语等充当。	<i>I</i> made fish curry and bread. <i>Maria</i> cuts the meat finely.
谓语 (Predicate)	表述主语的动作或状态。说明主语“做什么”,“是什么”或“怎么样”,一般由动词或动词短语来充当,通常在主语之后。谓语和主语在人称和数两方面必须一致。	She <i>is crying</i> in the bathroom. I <i>have</i> so many problems in the new city. Michael <i>likes</i> the stone animals.
表语 (Predicative)	表述主语的性质、特征、状态、身份等,说明主语“是什么”或“怎么样”,由名词、形容词或相当于名词或形容词的词组或短语等充当。表语位于连系动词之后,与之构成系表结构。	Miss Wang is <i>a teacher</i> . Kangkang feels <i>disappointed</i> . They were <i>in school</i> yesterday.
宾语 (Object)	句子中动作的承受者,在及物动词后面,和及物动词一起说明主语“做什么”,由名词、代词或相当于名词的词组或短语等充当。有的动词后面可接双宾语,包括常用来指人的间接宾语和常用来指物的直接宾语。	Can I help <i>you</i> ? We had <i>a big dinner</i> in a local restaurant. I want <i>to make a room reservation</i> . He told <i>me a story</i> .
宾语补足语 (Object Complement)	用来补充说明宾语的特征、状态或身份,主要由名词、形容词、副词、介词短语或不定式充当。	His mother found him <i>a clever boy</i> . They make me <i>very sad</i> . I see you <i>play basketball</i> almost every day.
定语 (Attributive)	用来修饰名词或代词,通常由形容词、代词、数词、副词、名词、介词短语、不定式或相当于形容词的词组或短语充当。	He is a <i>good</i> soccer player. The weather <i>there</i> was beautiful. Many people <i>all over the world</i> like it.
状语 (Adverbial)	用来修饰动词、形容词或副词,表示行为发生的时间、地点、目的、方式、程度等,一般由副词、名词、介词短语、不定式或相当于副词的词组或短语来充当。	We visited Dai Temple <i>in the daytime</i> . She is singing <i>in the room</i> . The students worked <i>hard</i> . We'll get to Wanghai Stone <i>to see the sunrise</i> .

## II. 简单句的基本句型 (Basic Sentence Structures)

### 1. S+V+P (主语+系动词+表语)

Michael's mother sounded worried. 迈克尔的妈妈听起来很担心。

S                  V                  P

You look excited. 你看上去很兴奋。

S    V        P

注:常见的系动词有 be, look, seem, sound, smell, taste, feel, become, get, turn, go 等。

### 2. S+V (主语+谓语)

They arrived. 他们到了。

S        V

A guard was coming and shouting. 一个警卫边走边喊着。

S                          V

### 3. S+V+O (主语+谓语+宾语)

I miss you. 我想你。

S    V    O

I need your advice. 我需要你的建议。

S    V        O

### 4. S+V+IO+DO (主语+谓语+间接宾语+直接宾语)

She tells me jokes. 她给我讲笑话。

S    V    IO   DO

We gave them some money. 我们给了他们一些钱。

S    V    IO        DO

### 5. S+V+O+OC (主语+谓语+宾语+宾语补足语)

We should keep the classroom clean. 我们应该保持教室干净。

S        V                  O        OC

The class made him monitor. 同学们让他当班长。

S        V    O        OC

### 6. There be 句型

There is a river near my home. 我家附近有一条河。

there   be        S

There were two books on the table. 桌子上曾有两本书。

there   be        S

## III. 动词不定式 (Infinitives)

1. 动词不定式的基本形式是“to+动词原形”,有时可以不带 to。动词不定式没有人称和数的变化,在句中不能单独作谓语。

2. 动词不定式具有名词、形容词和副词的特征,因此可以在句中作主语、表语、宾语、宾语补足语、定语和状语。

功 能	例 句
作主语	<i>To see</i> is to believe. It's impolite <i>to eat noisily in Cuba</i> .
作表语	I think the most exciting way is <i>to sell flowers in the evening</i> . Your group's task is <i>to find out the cost to go by train</i> .
作宾语	I want <i>to make a room reservation</i> . We decide <i>to take the train</i> .
作宾语 补足语	Miss Wang asked Kangkang <i>to book the tickets</i> . Tell the children <i>not to eat unhealthy food</i> .
作定语	The best way <i>to travel</i> is by train. I need a pen <i>to write with</i> .
作状语	They organized a show <i>to raise money</i> . Let's work in groups <i>to find out the information about the cost</i> .

注:(1)用作主语的动词不定式常用 it 作形式主语,把动词不定式放在后面。如:

It's polite *to use a large spoon and a fork to eat in Thailand*. 在泰国用大汤匙和叉吃饭是礼貌的。

(2)动词 want, hope, like, begin, try, need, forget, learn, plan, decide 等后面常接不定式作宾语。如:

Michael likes *to ride a bicycle* to the park with Kangkang. 迈克尔喜欢和康康一起骑自行车去公园。

help 后接不定式作宾语可带 to,也可省略 to。如:

They helped (*to*) *raise money* for a school in Nigeria. 他们帮助尼日利亚的一所学校筹钱。

(3)动词 ask, tell, want, invite, wish, allow, teach 等后面常接不定式作宾语补足语。如:

They invited me *to go to Paris with them*. 他们邀请我和他们一同去巴黎。

You can ask them *to wear short coats and slim pants*. 你可以让他们穿短上衣和紧身裤。

make, have, let 等使役动词及 see, watch, notice, feel, hear 等感官动词后面常接不带 to 的不定式作宾语补足语。如:

She always tells me jokes and makes me *laugh*. 她总是给我讲笑话使我开怀大笑。

I saw the boy *come across the street*. 我看见那个男孩穿过了街道。

3.动词不定式的否定形式由“not+动词不定式”构成。如:

The policeman told the boys *not to play in the street*. 警察告诉那些男孩不要在街上玩耍。

The teacher asks us *not to be late for school*. 老师要求我们上学不要迟到。

4.动词不定式可以和疑问词 what, which, how, where, when 等连用。如:



I don't know **what to do**. 我不知道要做什么。

Could you tell me **where to buy a scarf**? 你能告诉我去哪儿买围巾吗?

I don't know **how to stop these bad feelings**. 我不知道如何消除这些坏情绪。

#### IV. 状语从句 (Adverbial Clauses)

在复合句中,修饰主句的动词、形容词或副词的从句叫做状语从句。状语从句根据其用途可分为时间、条件、原因、结果、比较、目的和让步状语从句等。从句由从属连词引导。

##### 1. 原因状语从句

because, as, since, for 均表示“因为,由于”。because语气最强,用来回答以 why 引导的疑问句,可表示已知或未知的事实,它可以与强调词 only, just 以及否定词 not 连用。如:

They didn't go to work on Monday morning **because** they felt tired. 星期一早上他们没有上班,因为他们感到疲劳。

as 语气较弱,较口语化,所表示的原因比较明显,或是已知的事实,故不需强调,as 引导的从句多置于主句之前。如:

**As** all the seats were full, he had to stand there. 由于所有的座位都坐满了,他只好站在那里。

since 的语气较弱,常表示对方已知的事实。如:

**Since** you're going, I will go, too. 既然你要走,我也走。

for 一般表示理由,进一步说明,在汉语中也可译为“因为”。如:

The day breaks, **for** the birds are singing. 鸟儿在唱歌,天亮了。(for 为并列连词)

##### 2. 时间状语从句

引导时间状语从句的从属连词有: when (当……的时候); while (当……的时候); before (在……以前); after (在……之后); as (当……的时候); until (直到……为止); till (直到……为止); as soon as (一……就……)等。如:

**When** he was a young man, he worked in the country. 他年轻时在乡下工作。

**While** I was walking down the street yesterday, I saw a UFO. 昨天我在街上散步的时候,看见了不明飞行物。

**Before** I go on a trip, I will pack many things for it. 去旅行之前,我将准备许多东西。

He didn't raise his head **until/till** someone called him. 直到有人叫他的名字他才抬起头。

**As soon as** Darren saw his friends, he jumped up and down. 达伦一看见他的朋友就跳了起来。

注: when, as 和 while 都可以表示“当……的时候”,而 when 既可表示“一个特定的时间”,也可表示“一段时间”; as 多用于口语,强调“同一时间”或“一先一后”; while 也可表示同一时间,但所表示的不是一个点时间,而是一段期间,因此,谓语动词常是延续性的,并且常用进行时。有时 while 可以与 when, as 互换。

### 3. 条件状语从句

由 if( 如果), unless( 如果不……; 除非……) 引导的状语从句叫做条件状语从句。如:

**If** everyone obeys the traffic rules, the roads will be much safer. 如果每个人都遵守交通规则, 那么道路就会安全得多。

We will go there next Saturday **unless** it rains. 如果不下雨的话, 我们下星期六去那里。

注: 在时间状语从句和条件状语从句中, 如果主句是一般将来时或具有将来的含义, 从句的谓语动词常用一般现在时表示将来。

### 4. 结果状语从句

(1) so ... that ... 引导的结果状语从句。如:

I was **so** tired **that** I couldn't go on any longer. 我太累了, 再也走不动了。

注: so ... that ... 意思是“如此……以至于……”, that 后接的句子表示主句动作所导致的结果。

(2) so that 引导的结果状语从句, 在句子中的意思是“因此, 所以”, 表示主句动作所导致的结果。如:

Miss Wang planned very well **so that** her students enjoyed a good trip. 王老师计划得非常好, 因此她的学生旅行得很愉快。

注: so that 也可以引导目的状语从句, 意为“以便, 这样, 为了, 目的是”, 从句中的谓语常有 may, might, can, could, will, would, should 这类情态动词, 表示“可以, 会”等含义。如:

People started to wear clothes **so that** they could protect themselves from the sun, wind, rain and cold. 人们开始穿衣是为了免受日晒、风吹、雨淋和寒冷的侵袭。

(3) such ... that ... 引导的状语从句。如:

Jane is **such** a clever student **that** every teacher likes her a lot. 简是一个这么聪明的学生, 每个老师都非常喜欢她。

注: such ... that ... 意思是“如此……以至于……”, that 后接的句子表示主句动作所导致的结果。有时可和 so ... that ... 引导的结果状语从句互换。如上句可说为: Jane is so clever a girl that every teacher likes her a lot.

## V. 宾语从句 (Object Clauses)

宾语是句子的一个重要成分, 它可以由名词、代词、名词短语或句子充当。当一个句子充当宾语时, 这个句子就被称为宾语从句。宾语从句与主句之间由连接词来连接。

学习宾语从句, 要注意以下三个方面, 即引导词、语序和时态。

### 1. 引导词

引导宾语从句的引导词按所引导的句子结构特点可以分为三类:

(1) that 引导的宾语从句 (that 在口语或非正式文体中常省略)

I know (**that**) he is a Canadian athlete. 我知道他是一名加拿大运动员。

Do you think (**that**) the children need to write a song? 你认为孩子们需要写一首歌吗?

Maria says (**that**) she doesn't like school uniforms. 玛丽亚说她不喜歡校服。

(2) if/whether 引导的宾语从句

I don't know **if/whether** I need to obey all the rules while I'm having dinner with my friends. 我不知道和朋友们吃饭的时候是否需要遵守所有的规则。

Could you tell me **if/whether** it's polite to speak loudly at the table? 你能告诉我吃饭时大声讲话是否礼貌吗?

I don't know **if/whether** you are right. 我不知道你是否正确。

I don't know **whether** you are right or not. 我不知道你对不对。(if 一般不与 or not 连用)

(3) 疑问词引导的宾语从句

疑问词包括疑问代词(what, which, who, whose)和疑问副词(when, how, where, why)。

You may ask **what** North American people wear on special days. 你也许会问北美洲的人在特殊的日子穿什么服装。

I ask Tom **which** Chinese dish is his favorite. 我问汤姆他最喜爱的是哪一道中国菜。

I don't know **who** will come to the English Corner. 我不知道谁会来英语角。

Can you tell me **how** you will deal with the problem? 你能告诉我你会怎样解决这个问题吗?

Can you tell me **where** they are? 你能告诉我他们在哪里吗?

I ask him **why** his hot dogs are so popular. 我问他为什么他的热狗这么受欢迎。

## 2. 语序

宾语从句用陈述句语序。如:

Does he like *Times English Post*? Do you know? 他喜欢《时代英语报》吗? 你知道吗?

⇒ Do you know **if/whether he likes Times English Post**? 你知道他是否喜欢《时代英语报》吗?

What are they talking about? I want to know. 他们正在谈论什么? 我想知道。

⇒ I want to know **what they are talking about**. 我想知道他们在谈论什么。

How can I get to the train station? Can you tell me? 我怎样才能到达火车站? 你能告诉我吗?

⇒ Can you tell me **how I can get to the train station**? 你能告诉我怎样到达火车站吗?

## 3. 时态

当主句中的谓语动词是一般现在时态时,宾语从句中的时态不受主句影响。当主句中的谓语动词是一般过去时态时,宾语从句则使用相应的过去时态。如:

I **think** that I **can** sell newspapers. 我想我可以卖报纸。

I **think** I **should** have a talk with her. 我想我应该和她谈一谈。

I **heard** you **had** a bad cold. 我听说你患了重感冒。

注:如果宾语从句所表达的内容是客观真理或客观事实时,从句中动词的时态不受主句的谓语动词时态的限制。如:

The teacher **said** that the earth **moves** round the sun. 老师说地球围绕太阳转。

He **said** he **is** forty. 他说他 40 岁了。

## VI. 形容词与副词的比较等级 (Comparative and Superlative Degrees of Adjectives and Adverbs)

英语中的形容词与副词有三个等级,即原级(positive degree),比较级(comparative degree)和最高级(superlative degree)。

### 1. 形容词和副词比较等级的构成

形容词比较等级的规则变化、不规则变化及其读音见八年级上册第 124 页。

副词比较等级的规则变化与形容词比较等级的规则变化大致相同。如:

fast	faster	fastest
hard	harder	hardest
late	later	latest
early	earlier	earliest
loudly	more loudly	most loudly
quickly	more quickly	most quickly
slowly	more slowly	most slowly
easily	more easily	most easily

下列副词的比较等级为不规则变化:

badly	worse	worst
far	farther/further	farthest/furthest
little	less	least
much	more	most
well	better	best

### 2. 形容词和副词比较等级的用法

形容词比较等级的用法见八年级上册第 124 页。副词比较等级的用法与形容词比较等级的用法基本相同。

#### (1) 原级

表示比较双方程度相同时,常用“as + 形容词/副词原级 + as”结构,意为“……和……一样”。如:

Sue is **as tall as** Sally. 苏和萨莉一样高。

I want to live **as happily as** before. 我想和以前一样快乐地生活。

表示比较双方程度不同时,常用“not as/so+形容词/副词原级+as”结构,意为“……不如……”。如:

This book is **not as/so interesting as** that one. 这本书不如那本书有趣。

Kangkang **doesn't** draw **as/so carefully as** Michael. 康康画画不如迈克尔认真。

You **don't** study **as/so hard as** your sister. 你学习不如你姐姐努力。

## (2) 比较级

两者之间比较时,常用“形容词/副词比较级+than”结构,意为“比……更……”。如:

You're **luckier than** many people. 你比许多人都幸运。

Michael cuts **more finely than** she. 迈克尔比她切得更细。

Jane cooked **more carefully than** Maria. 简做饭比玛丽亚更认真。

否定比较级可用“less+原级形容词/副词+than”结构,表示“……不如……”。如:

This passage is **less difficult than** that one. 这篇文章没有那篇难。

He speaks **less loudly than** I. 他说话声音没有我大。

## (3) 最高级

三者或三者以上比较时,常用“the+形容词/副词最高级+in/of ... (比较范围)”结构,意为“某人(或某物)在某范围内最……”。副词最高级前可省去 the。如:

This picture is **the most beautiful** of the three. 这幅画是三幅中最美丽的。

Lin Tao jumps (**the**) **highest** in our class. 林涛在我们班里跳得最高。

Li Feng sings (**the**) **best** of all. 李峰是所有人中唱得最好的。

## 3. 形容词和副词比较等级中的注意事项

(1) 在同级比较结构中,第一个 as 前可加 half, twice, three times 等词来修饰,表示倍数关系。如:

The ruler is **half as long as** that one. 这把尺子的长度是那把的一半。

Their school is **three times as large as** ours. 他们的学校是我们的三倍大。

(2) 形容词或副词的比较级前可用 much, a lot, a little, a bit, even, still, far 等词来修饰,表示不同程度。如:

Her apple is **much bigger than** mine. 她的苹果比我的大得多。

She played the piano **much more wonderfully than** you. 她弹钢琴比你棒得多。

(3) 借助 other, else 或否定词,比较级形式可用来表示最高级概念。如:

He is **taller than any other** boy (或 **anybody else**) in our class. 在我们班上他比别的任何一个男孩(别的任何人)都高。



*Nobody* runs ***faster than*** him. 没人比他跑得快。

(4) “the+比较级……, the+比较级……”表示“越……, 越……”。如:

***The more careful*** you are, ***the fewer*** mistakes you'll make. 你越仔细, 所犯错误就越少。

***The more*** you read, ***the more*** you learn. 你读书越多, 学到的知识就越多。

(5) “比较级+and+比较级”表示“越来越……”。如:

It becomes ***colder and colder*** when winter comes. 冬天来了, 天气越来越冷。

It is raining ***more and more heavily***. 雨越下越大。

## Words and Expressions in Each Unit 各单元词汇表

注:黑体词为《英语课程标准》要求掌握的词,白体词为课文中要求理解的词。单  
词后的数字是指该词第一次出现的页码。本词汇表采用 IPA (International Phonetic  
Alphabet 国际音标) 标注系统。

### Unit 5

#### Topic 1 You look excited.

- invite** /ɪn'vaɪt/ *v.* (正式)邀请 (1)  
**disappointed** /ˌdɪsə'pɔɪntɪd/ *adj.* 失望的,沮丧的 (1)  
**film** /fɪlm/ *n.* 电影;影片 (2)  
**smell** /smel/ *v.* 发气味;闻(到),嗅(到) (2)  
*n.* 气味  
**seem** /si:m/ *v.* 似乎,好像 (3)  
**opera** /'ɒprə/ *n.* 歌剧;歌剧剧本 (3)  
**excite** /ɪk'saɪt/ *v.* 使激动,使兴奋 (4)  
**care for** 照顾,照料 (5)  
**lonely** /'ləʊnli/ *adj.* 孤独的,寂寞的 (5)  
**lively** /'laɪvli/ *adj.* 充满趣味的;充满生气的 (5)  
**cheer up** (使)振作起来;(使)高兴起来 (5)  
**almost** /'ɔ:lməʊst/ *adv.* 几乎,差不多 (5)  
**mainly** /'meɪnli/ *adv.* 主要地 (6)  
**role** /rəʊl/ *n.* 角色 (7)  
**facial** /'feɪʃl/ *adj.* 面部的 (7)  
**painting** /'peɪntɪŋ/ *n.* 油画,绘画 (7)  
**gesture** /'dʒestʃə(r)/ *n.* 姿势,手势 (7)  
**frightened** /'fraɪtnd/ *adj.* 惊吓的;受惊的;  
害怕的 (7)  
**worried** /'wɜ:rid/; /'wʌrid/ *adj.* 担心的,  
担忧的 (7)  
**in the end** 最后,终于 (7)  
**interested** /'ɪntrəstɪd/ *adj.* 感兴趣的 (7)

**upset** /ʌp'set/ *adj.* 心烦的,苦恼的 (8)

#### Topic 2 I'm feeling better now.

- exam** /ɪg'zæm/ *n.* 考试 (9)  
**strict** /strikt/ *adj.* 严格的;严密的 (9)  
**be strict with** 对……严格要求 (9)  
**shy** /ʃaɪ/ *adj.* 害羞的 (9)  
**take it easy** 别紧张,别着急 (10)  
**fail** /feɪl/ *v.* 不及格;失败;未做 (11)  
**someone** /'sʌmwʌn/ *pron.* 某人 (11)  
**feeling** /'fi:liŋ/ *n.* 感觉,感触;想法 (11)  
**joke** /dʒəʊk/ *n.* 笑话,玩笑 (11)  
*v.* 说笑话,开玩笑  
**by the way** 顺便提一下;捎带说一声 (12)  
**yeah** /jeə/ *adv.* (口语)是,是的;好的 (12)  
**usual** /'ju:z(u)əl/ *adj.* 通常的,平常的 (13)  
**as usual** 像往常一样 (13)  
**either** /'i:ðə(r)/; /'aɪðə(r)/ *adv.* 也 (13)  
*pron.* 二者之一;要么……  
**accept** /ək'sept/ *v.* 接受 (13)  
**lovely** /'lʌvli/ *adj.* 可爱的;美丽的 (14)  
**helpful** /'helpfl/ *adj.* 有用的;有益的 (14)  
**international** /ˌɪntə'næʃnəl/ *adj.* 国际的 (14)  
**useless** /'ju:sləs/ *adj.* 无用的,无效的 (15)  
**deal** /di:l/ *v.* 处理;给予;发牌 (15)  
**deal with** 处理,解决;对付 (15)  
**elder** /'eldə(r)/ *adj.* 年长的,年纪较大的 (15)  
**refuse** /rɪ'fju:z/ *v.* 拒绝,回绝 (15)  
**sadness** /'sædnəs/ *n.* 忧伤,悲哀 (16)

**anyone** /'eniwʌn/ *pron.* 任何人 (16)  
**unfair** /ˌʌn'feə(r)/ *adj.* 不公平的, 不公正的 (16)  
**though** /ðəʊ/ *conj.* 虽然; 可是 (16)  
**even though** 即使, 尽管 (16)  
**not ... any longer** = **no longer** 不再 (16)

### Topic 3 Many things can affect our feelings.

**test** /test/ *n. & v.* 测试, 考查, 试验 (17)  
**nervous** /'nɜː(r)vəs/ *adj.* 焦虑的, 惶恐的; 神经质的 (17)  
**speech** /spi:tʃ/ *n.* 演讲 (17)  
**CD** /ˌsiː'diː/ *n.* 光盘, 激光唱片 (全写为 compact disc) (17)  
**relaxed** /rɪ'lækst/ *adj.* 冷静的, 镇定的 (17)  
**rich** /rɪtʃ/ *adj.* 油腻的; 丰富的; 富有的 (18)  
**sick** /sɪk/ *adj.* 生病的, 有病的 (19)  
**affect** /ə'fekt/ *v.* 影响 (19)  
**confident** /'kɒnfɪdənt/; /'kɒnfɪdənt/ *adj.* 自信的, 有信心的 (19)  
**mood** /muːd/ *n.* 心情; 情绪 (19)  
**proud** /praʊd/ *adj.* 自豪的, 骄傲的 (19)  
**be proud of** 骄傲, 自豪 (19)  
**anyway** /'eniweɪ/ *adv.* 尽管, 即使这样 (19)  
**ready** /'redi/ *adj.* 准备好的 (19)  
**passport** /'pæspɔːrt/; /'pɑːspɔːrt/ *n.* 护照 (20)  
**boss** /bɔːs/; /bɒs/ *n.* 老板; 领班 (20)  
**grandson** /'grænsʌn/ *n.* 孙子, 外孙 (20)  
**environment** /ɪn'vaɪrənmənt/ *n.* 环境 (21)  
**especially** /ɪ'speʃəli/ *adv.* 特别, 尤其; 专门 (21)  
**fill** /fɪl/ *v.* 充满, 装满 (21)  
**fill with sth.** (使) 充满, 填满, 装满 (21)  
**trouble** /'trʌbl/ *n.* 问题, 困难, 忧虑 (21)  
**loud** /laʊd/ *adj.* 大声的, 响亮的 (22)  
*adv.* 大声地  
**noise** /nɔɪz/ *n.* 声音, 响声, 噪音, 吵闹声 (22)  
**spirit** /'spɪrɪt/ *n.* 情绪, 心境; 精神 (23)

**silent** /'saɪlənt/ *adj.* 不说话的, 沉默的 (23)  
**think over** 仔细考虑 (24)  
**decision** /dɪ'sɪʒn/ *n.* 决定 (24)  
**make a decision** 作决定 (24)  
**sense** /sens/ *n.* 感觉, 意识 (24)  
**relaxing** /rɪ'læksɪŋ/ *adj.* 轻松的 (24)

## Review of Unit 5

**fantastic** /fæn'tæstɪk/ *adj.* 极好的, 了不起的 (25)  
**disappointment** /ˌdɪsə'pɔɪntmənt/ *n.* 失望; 沮丧; 扫兴 (25)  
**soft** /sɔːft/; /sɒft/ *adj.* 轻柔的; 柔软的 (26)  
**be in trouble** 有麻烦, 处于困境 (26)  
**fear** /fɪə(r)/ *n. & v.* 害怕, 惧怕 (26)  
**difficulty** /'dɪfɪkəlti/ *n.* 困难, 难题, 困境 (26)

## Unit 6

### Topic 1 We're going on a three-day visit to Mount Tai.

**field** /fiːld/ *n.* 田野, 田地; 场地 (27)  
**proper** /'prɒ:pə(r)/; /'prɒpə(r)/ *adj.* 正确的, 恰当的 (27)  
**mount** /maʊnt/ *n.* 山, 山峰 (27)  
**vehicle** /'viːəkl/ *n.* 交通工具; 车辆 (27)  
**airline** /'eəlaɪn/ *n.* 航空公司 (27)  
**price** /praɪs/ *n.* 价格, 价钱 (27)  
**total** /'təʊtl/ *adj.* 总的, 全部的 (27)  
**partner** /'pɑː(r)tənə(r)/ *n.* 搭档, 同伴 (28)  
**sleeper** /'sli:pə(r)/ *n.* 卧铺列车 (29)  
**pay** /peɪ/ *v.* 付费, 付酬 (29)  
**hotel** /həʊ'tel/ *n.* 宾馆, 旅馆, 饭店 (30)  
**fridge** /frɪdʒ/ = refrigerator /rɪ'frɪdʒəreɪtə(r)/ *n.* 冰箱 (30)  
**air conditioner** /'eə kən'dɪʃənə/ *n.* 空调 (30)  
**standard** /'stændə(r)d/ *adj.* 标准的 (30)  
*n.* 标准

**single** /'sɪŋɡl/ *adj.* 单一的, 单个的 (30)  
**condition** /kən'dɪʃn/ *n.* 条件, 状况 (30)  
**comfortable** /'kʌmfə(r)təbl/ *adj.* 舒服的;  
 安逸的; 舒服自在的 (30)  
**raise** /reɪz/ *v.* 筹集; 使升高; 饲养 (31)  
**king** /kɪŋ/ *n.* 国王, 君主 (31)  
**queen** /kwi:n/ *n.* 女王; 王后 (31)  
**common** /'kɔ:mən/; /'kɒmən/ *adj.* 普通的,  
 一般的; 共有的 (31)  
**Canadian** /kə'nedɪən/; /kə'neɪdɪən/  
*adj.* 加拿大的; 加拿大人的 (31)  
*n.* 加拿大人  
**dollar** /'dɒlə(r)/; /'dɒlə(r)/ *n.* (美国、加  
 拿大等货币单位) 元 (31)  
**somebody** /'sʌmbədɪ/ *pron.* 某人 (31)  
**forward** /'fɔ:(r)wəd/ *adv.* 向前; 前进 (32)  
**hear from** 收到某人来信 (32)  
**top** /tɒp/; /tɒp/ *n.* 顶部; (物体的) 上面  
 (33)

## Topic 2 How about exploring Tian'anmen Square?

**receive** /rɪ'si:v/ *v.* 收到, 得到 (35)  
**postcard** /'pəʊstkɑ:(r)d/ *n.* 明信片 (35)  
**vacation** /və'keɪʃn; veɪ'keɪʃn/ *n.* 假期 (35)  
 on vacation 度假 (35)  
**explore** /ɪk'splɔ:(r)/ *v.* 考察; 探索; 勘察 (35)  
**camp** /kæmp/ *v.* 野营, 度假 (36)  
 work out 算出; 制订; 完成 (36)  
**seaside** /'si:said/ *n.* 海边, 海滨 (36)  
**north** /nɔ:(r)θ/ *n.* 北, 北方 (37)  
**east** /i:st/ *n.* 东, 东方 (37)  
*adj.* 东方的; 向东的; 东部的  
*adv.* 向东, 朝东  
**west** /west/ *n.* 西, 西方 (37)  
*adj.* 西方的; 向西的; 西部的  
*adv.* 向西, 朝西  
**monument** /'mɔ:njumənt/; /'mɒnjumənt/ *n.*  
 纪念碑(馆、堂、像等) (37)

**rostrum** /'rɔ:strəm/; /'rɒstrəm/ *n.* 指挥台 (37)  
**chairman** /'tʃeəmən/ *n.* 主席, 主持人 (37)  
**announce** /ə'naʊns/ *v.* 宣布, 宣告; 通知 (37)  
**found** /faʊnd/ *v.* 建立, 兴建; 创办 (37)  
**republic** /rɪ'pʌblɪk/ *n.* 共和国 (37)  
**meaningful** /'mi:nɪŋfl/ *adj.* 重要的, 重大的;  
 意味深长的 (37)  
**wait** /weɪt/ *v.* 等, 等待 (37)  
**memorial** /mə'mɔ:riəl/ *adj.* 纪念的; 悼念的 (37)  
**northwest** /nɔ:(r)θ'west/ *n.* 西北; 西北方;  
 西北地区 (38)  
**northeast** /nɔ:rθ'i:st/ *n.* 东北;  
 东北方; 东北地区 (38)  
**southeast** /səuθ'i:st/ *n.* 东南,  
 东南方; 东南地区 (38)  
**bicycle** /'baɪsɪkl/ *n.* 自行车 (39)  
**be full of** 满的, 充满的, 满是……的 (39)  
**crowd** /kraʊd/ *n.* 人群 (39)  
**tour** /tuə(r)/ *n.* 旅游, 旅行; 观光, 游览 (39)  
**space** /speɪs/ *n.* 空间; 空地 (39)  
**push** /puʃ/ *v. & n.* 推 (39)  
**direction** /də'rekʃn; dɪ'rekʃən/ *n.* 方向, 方位  
 (39)  
**step** /step/ *v.* 踩; 走; 跨步 (39)  
*n.* 台阶; 梯级; 脚步  
**slowly** /'sləʊli/ *adv.* 缓慢地; 慢速地 (39)  
**beside** /br'saɪd/ *prep.* 在……旁边 (39)  
**sadly** /'sædli/ *adv.* 悲伤地, 伤心地 (39)  
**as soon as** 一……就…… (39)  
**experience** /ɪk'sprɪəriəns/ *n.* 经历; 经验 (40)  
**everywhere** /'evriweə(r)/ *adv.* 处处, 到处,  
 各个地方 (42)  
**Thank goodness!** /'gʊdnəs/ 谢天谢地! (42)

## Topic 3 Bicycle riding is good exercise.

**passenger** /'pæsɪndʒə(r)/ *n.* 乘客 (43)  
**crazy** /'kreɪzi/ *adj.* 疯狂的 (43)  
**anywhere** /'eniweə(r)/ *adv.* 任何地方 (43)  
**pollution** /pə'lju:ʃn/ *n.* 污染 (43)

**advantage** /əd'væntɪdʒ/; /əd'vɑːntɪdʒ/ *n.*

优点; 优势 (43)

**disagree** /ˌdɪsə'ɡriː/ *v.* 不同意, 有分歧 (43)

**disagree with sb.** 不同意, 持不同意见 (43)

**rider** /'raɪdə(r)/ *n.* 骑(自行车或马, 摩托车)  
的人, 骑手 (44)

**careless** /'keələs/ *adj.* 不小心的, 不仔细的 (45)

**helmet** /'helmɪt/ *n.* 头盔 (45)

**light-colored** *adj.* 浅色的, 淡色的 (45)

**pay attention to** 注意 (47)

**signal** /'sɪɡnəl/ *n.* 信号, 暗号 (47)

**safety** /'seɪfti/ *n.* 安全, 平安 (47)

**truck** /trʌk/ *n.* 卡车, 载重汽车 (47)

**notice** /'nəʊtɪs/ *v.* 看(或听)到, 注意到 (47)  
*n.* 注意, 理会

**reflector** /rɪ'flektə(r)/ *n.* 反光玻璃 (47)

**case** /keɪs/ *n.* 情况; 事例 (47)

**in case of** 如果, 假使 (47)

**injury** /'ɪndʒəri/ *n.* (对躯体的) 伤害, 损伤 (47)

**in a word** 简言之, 一句话, 总之 (47)

**look out** 小心, 当心 (48)

**stream** /striːm/ *n.* 小河; 溪 (49)

**empty** /'empti/ *adj.* 空的 (49)  
*v.* 倒空; (河流) 流入, 注入

**Asia** /'eɪʃə/ *n.* 亚洲 (49)

**altitude** /'æltɪtʊd/; /'æltɪtjuːd/ *n.* 海拔 (49)

**among** /ə'mʌŋ/ *prep.* 在……中 (49)

**France** /fræns/; /fraːns/ *n.* 法国 (50)

**mile** /maɪl/ *n.* 英里 (50)

**stage** /steɪdʒ/ *n.* 阶段; 舞台 (50)

**central** /'sentrəl/ *adj.* 中心的, 中央的 (50)

**winner** /'wɪnə(r)/ *n.* 优胜者, 获胜的人 (50)

**cyclist** /'saɪklɪst/ *n.* 骑自行车的人 (50)

**motorcycle** /'məʊtə(r)saɪkl/ *n.* 摩托车 (50)

**broken** /'brəʊkən/ *adj.* 破损的; 伤残的;  
残缺的; 出了毛病的 (50)

## Review of Units 5-6

**explain** /ɪk'spleɪn/ *v.* 解释; 说明; 阐明 (51)

**pedestrian** /pə'destrɪən/ *n.* 行人 (52)

**Europe** /'jʊərəp/ *n.* 欧洲 (53)

**French** /frentʃ/ *adj.* 法国的; 法国人的; 法语的 (53)  
*n.* 法国人; 法语

**town** /taʊn/ *n.* 镇, 市镇 (53)

**village** /'vɪlɪdʒ/ *n.* 乡村, 村庄 (53)

**death** /deθ/ *n.* 死, 死亡 (54)

**sharp** /ʃɑː(r)p/ *adj.* 急转的; 锋利的 (54)

**slow** /sləʊ/ *v.* 放慢速度, 减缓 (54)  
*adj.* 缓慢的

**slow down** 减速 (54)

**opposite** /'ɑːpəzət/; /'ɒpəzɪt/ *adj.* 相反的;  
对面的 (54)

*prep.* 与……相对; 在……对面

**rush** /rʌʃ/ *v.* 冲, 奔跑 (54)

## Unit 7

### Topic 1 We're preparing for a food festival.

**task** /tæsk/; /tɑːsk/ *n.* 任务, 工作 (55)

**poster** /'pəʊstə(r)/ *n.* (贴在公共场所的大型)  
招贴画; 广告(画) (55)

**touch** /tʌtʃ/ *n. & v.* 触, 碰; 触觉 (55)

**get in touch with** (与……) 取得联系 (55)

**try one's best** 尽最大努力 (55)

**success** /sək'ses/ *n.* 成功, 胜利 (55)

**imagine** /ɪ'mædʒɪn/ *v.* 想像, 设想; 猜测 (56)

**soup** /su:p/ *n.* 汤 (56)

**cheese** /tʃiːz/ *n.* 奶酪 (56)

**cookie** /'kʊki/ *n.* 曲奇饼干 (56)

**pancake** /'pænkeɪk/ *n.* 薄煎饼 (56)

**set** /set/ *v.* 放, 置; 使处于 (56)

**set the table** 摆放餐具 (56)

**blind** /blaɪnd/ *adj.* 瞎的, 失明的 (56)



**western** /'westə(r)n/ *adj.* 西方的, 西部的 (57)  
**Greek** /gri:k/ *adj.* 希腊的 (57)  
*n.* 希腊人  
**Indian** /'ɪndɪən/ *adj.* 印度人的; 印第安人的 (57)  
*n.* 印度人; 印第安人  
**curry** /'kʊ:ri/; /'kʌri/ *n.* 咖喱食品 (57)  
**fried** /fraɪd/ *adj.* 油炸的 (57)  
**sushi** /'su:ʃi/ *n.* 寿司 (57)  
**Italian** /ɪ'tælɪən/ *adj.* 意大利(人)的;  
 意大利语的 (57)  
**African** /'æfrɪkən/ *adj.* 非洲的 (57)  
*n.* 非洲人  
**Russian** /'rʌʃən/ *adj.* 俄国(人)的; 俄语的 (57)  
*n.* 俄国人; 俄语  
**address** /'ædres/; /ə'dres/ *n.* 住址, 地址 (58)  
**regret** /rɪ'ɡret/ *v.* 感到遗憾, 惋惜 (59)  
*n.* 痛惜, 懊悔, 遗憾  
**gather** /'ɡæðə(r)/ *v.* 召集, 聚集; 收集 (59)  
**group** /ɡru:p/ *n.* 组, 成群 (59)  
*v.* (使) 成群, 成组  
**member** /'membə(r)/ *n.* 成员, 会员 (59)  
**roof** /ru:f/ *n.* 屋顶; 顶部 (59)  
**birthplace** /'bɜ:(r)θpleɪs/ *n.* (尤指名人的)  
 出生时的住宅, 出生地 (60)  
**former** /'fɔ:(r)mə(r)/ *adj.* 以前的 (60)  
**purpose** /'pɜ:pəs/ *n.* 目的, 意图 (60)  
*in order to* 为了 (60)  
*come true* 变为现实, 成为事实 (61)

## Topic 2 I'm not sure whether I can cook it well.

**finely** /'faɪnli/ *adv.* 微小地, 细微地 (63)  
**oil** /ɔɪl/ *n.* 油 (63)  
**pan** /pæn/ *n.* 平底锅 (63)  
**lightly** /'laɪtli/ *adv.* 轻微地, 轻轻地 (63)  
**add** /æd/ *v.* 增加, 添加 (63)  
**fry** /fraɪ/ *v.* 用油煎, 用油炸 (63)  
**ingredient** /ɪn'ɡri:dɪənt/ *n.* 成分, 原料 (63)

**pot** /pɑ:t/; /pɒt/ *n.* 锅; 壶, 瓶, 罐 (64)  
**pork** /pɔ:(r)k/ *n.* 猪肉 (64)  
**cut up** 切碎, 剁碎 (64)  
**ham** /hæm/ *n.* 火腿 (64)  
**onion** /'ʌnjən/ *n.* 洋葱(头) (64)  
**noodle** /'nu:dl/ *n.* 面条 (64)  
**bowl** /bəʊl/ *n.* 碗, 盒 (64)  
**junk food** 垃圾食品 (64)  
**quick** /kwɪk/ *adj.* 快的, 迅速的 (64)  
**healthily** /'helθɪli/ *adv.* 健康地 (64)  
**snack** /snæk/ *n.* 小吃 (65)  
**butter** /'bʌtə(r)/ *n.* 黄油, 奶油 (65)  
**pear** /peə(r)/ *n.* 梨 (65)  
**piece** /pi:s/ *n.* 一块(片, 张, 件……) (65)  
**slurp** /slɜ:(r)p/ *v.* (吃东西时) 发出啧啧的声音 (66)  
**impolite** /ɪmpə'laɪt/ *adj.* 不礼貌的, 粗鲁的 (66)  
**noisily** /'nɔɪzɪli/ *adv.* 吵闹地, 聒噪地 (66)  
**polite** /pə'laɪt/ *adj.* 有礼貌的, 有教养的 (66)  
**formal** /'fɔ:(r)məl/ *adj.* 正式的 (67)  
**manner** /'mænə(r)/ *n.* 方式; 举止; 态度 (67)  
**table manners** 餐桌礼节, 用餐的规矩 (67)  
**napkin** /'næpkɪn/ *n.* 餐巾 (67)  
**lap** /læp/ *n.* (人坐时) 膝部 (67)  
**fork** /fɔ:(r)k/ *n.* 叉, 餐叉 (67)  
**dish** /dɪʃ/ *n.* 菜肴; 碟, 盘 (67)  
**eat up** 吃光, 吃完 (67)  
**quietly** /'kwɪətli/ *adv.* 安静地, 寂静地 (67)  
**drink to sb./sth.** 为某人/某事干杯(或祝酒) (67)  
**dine** /daɪn/ *v.* 进餐, 用饭 (67)  
**elbow** /'elbəʊ/ *n.* 肘, 肘部 (68)  
**spoon** /spu:n/ *n.* 匙, 调羹 (68)  
**chopstick** /'tʃɑ:pstɪk/; /'tʃɒpstɪk/ *n.* 筷子 (68)  
**finger** /'fɪŋɡə(r)/ *n.* (拇指以外的任何一个) 手指 (68)  
**southern** /'sʌðə(r)n/ *adj.* 南方的, 南部的 (69)  
**seafood** /'si:fu:d/ *n.* 海鲜, 海味 (69)

**pick** /pɪk/ *v.* 采,摘;拾起,采集;挑选 (69)  
 pick up 捡起;获得;收拾 (69)  
 sausage /'sɔ:ɪdʒ/; /'sɒsɪdʒ/ *n.* 香肠 (70)

### Topic 3 I cooked the most successfully.

**lady** /'leɪdi/ *n.* 女士,夫人 (71)  
**gentleman** /'dʒentlmən/ *n.* 绅士,先生 (71)  
**sale** /seɪl/ *n.* 卖,出售 (71)  
 for sale 供出售,待售 (71)  
**guest** /gest/ *n.* 客人,宾客 (71)  
 kind-hearted *adj.* 好心的 (71)  
**menu** /'menju:/ *n.* 菜单 (72)  
**beer** /bɪə(r)/ *n.* 啤酒 (72)  
**bill** /bɪl/ *n.* 账单;(美)钞票,纸币 (72)  
**corn** /kɔ:(r)n/ *n.* 谷物,谷粒 (72)  
**salad** /'sæləd/ *n.* 蔬菜沙拉 (72)  
**lemon** /'lemən/ *n.* 柠檬 (73)  
**tofu** /'təʊfu:/ *n.* 豆腐 (73)  
 main course 主菜 (73)  
**bean** /bi:n/ *n.* 豆 (73)  
**carrot** /'kærət/ *n.* 胡萝卜 (73)  
 dessert /dɪ'zɜ:(r)t/ *n.* 甜点,甜食 (73)  
 wine /waɪn/ *n.* 酒 (73)  
**seat** /si:t/ *n.* 座位,座处 (74)  
 have a seat 请坐 (74)  
**job** /dʒɑ:b/; /dʒɒb/ *n.* 工作,职业 (75)  
**worth** /wɜ:(r)θ/ *adj.* 值得……的;有……  
 价值的 (75)  
**effort** /'efə(r)t/ *n.* 努力,艰难的尝试 (75)  
 successfully /sək'sesfəli/ *adv.* 成功地 (75)  
**steak** /steɪk/ *n.* 牛排,肉排,鱼排 (76)  
 neatly /'ni:tli/ *adv.* 整洁地,整齐地 (76)  
 regularly /'regjələ(r)li/ *adv.* 有规律地,  
 定期地 (77)  
**diet** /'daɪət/ *n.* 日常饮食,日常食物 (77)  
 in short 总之;简言之 (78)  
 not only ... but (also) ... 不仅……而且…… (78)

**conclusion** /kən'klu:ʒn/ *n.* 结论;推论 (78)

## Review of Unit 7

**education** /,edʒu'keɪʃn/ *n.* 教育 (79)  
**develop** /dɪ'veləp/ *v.* (使)成长,(使)发展 (79)  
**lamb** /læm/ *n.* 羊羔肉;小羊 (80)  
**dislike** /dɪs'laɪk/ *n. & v.* 不喜欢;厌恶 (80)  
**cola** /'kəʊlə/ *n.* 可乐饮料 (80)

## Unit 8

### Topic 1 We will have a class fashion show.

**costume** /'kɑ:stʊm/; /'kɒstju:m/ *n.* 服装;  
 戏服 (81)  
**smooth** /smu:ð/ *adj.* 平坦的;光滑的 (81)  
 so ... that ... 如此……以至于…… (81)  
**cotton** /'kɒtn/; /'kɒtn/ *adj.* 棉布制的 (81)  
*n.* 棉花;棉布  
**silk** /sɪlk/ *n.* (蚕)丝,丝织品 (81)  
**fashion** /'fæʃn/ *n.* 时装;时尚;流行式样 (81)  
**handbag** /'hændbæg/ *n.* 女用皮包,手提包 (81)  
**afford** /ə'fɔ:(r)d/ *v.* 买得起;能做 (81)  
**tie** /taɪ/ *n.* 领带;绳子;纽带,关系 (82)  
*v.* (用线,绳等)系,拴,绑;束紧;打结  
**sweater** /'swetə/ *n.* 厚运动衫,毛衣 (82)  
**scarf** /skɑ:(r)f/ *n.* 围巾,领巾 (82)  
**jeans** /dʒi:nz/ *n.* 牛仔裤 (82)  
**blouse** /blaʊz/ *n.* (妇女穿的)短上衣,衬衫 (82)  
**section** /'sekʃn/ *n.* 部门,部分 (82)  
**sock** /sɔ:k/; /sɒk/ *n.* 短袜 (82)  
**pocket** /'pɔ:kɪt/; /'pɒkɪt/ *n.* 口袋 (83)  
**windbreaker** /'wɪndbreɪkə(r)/ *n.* 风衣 (83)  
**size** /saɪz/ *n.* 尺寸,大小 (83)  
**leather** /'leðə(r)/ *adj.* 皮制的 (83)  
*n.* 皮革

**pretty** /'prɪti/ *adj.* 漂亮的,俊俏的 (84)  
*adv.* 颇,相当;十分,非常

**handsome** /'hænsəm/ *adj.* 英俊的 (84)

congratulation /kən'grætʃu'leɪʃn/ *n.* 祝贺 (85)

**succeed** /sək'sɪd/ *v.* 达到目的;成功 (85)

suitable /'su:təbl/ ; /'sju:təbl/ *adj.* 合适的;  
 适宜的 (85)

**customer** /'kʌstəmə(r)/ *n.* 顾客,客户 (85)

**simple** /'sɪmpl/ *adj.* 简单的,简易的 (85)

style /stɑɪl/ *n.* 样式,款式;方式,作风 (85)

contrast /'kɒntræst/ ; /'kɒntrɑ:st/ *n.* 明显的  
 差异,对比,对照 (85)  
 /kən'træst/ ; /kən'trɑ:st/ *v.* 对比,对照

fancy /'fænsɪ/ *adj.* 绚丽的,花哨的 (85)

design /dɪ'zaɪn/ *n.* 设计;设计方案;构思 (85)  
*v.* 设计,构思;计划

broad /brɔ:d/ *adj.* 宽阔的,广阔的;广泛的 (85)

waist /weɪst/ *n.* 腰,腰部 (85)

cold-colored *adj.* 冷色调的 (85)

slim /slɪm/ *adj.* 苗条的,纤细的;单薄的 (85)

**business** /'bɪznəs/ *n.* 生意;公事;职责 (85)

skin /skɪn/ *n.* 皮,皮肤 (87)

material /mə'tɪəriəl/ *n.* 材料,布料 (87)

uniform /'ju:nɪfɔ:(r)m/ *n.* 制服 (87)

kimono /kɪ'məʊnəʊ/ *n.* (日本的)和服 (88)

sportswear /'spɔ:(r)tsweə(r)/ *n.* 运动服装 (88)

easy-going *adj.* 随和的 (88)

saying /'seɪɪŋ/ *n.* 俗话,谚语 (88)

function /'fʌŋkʃn/ *n.* 作用,功能,职能 (88)

**discuss** /dɪ'skʌs/ *v.* 讨论,谈论 (88)

**meaning** /'mi:nɪŋ/ *n.* 意义,意思 (88)

## Topic 2 We can design our own uniforms.

**depend** /dɪ'pend/ *v.* 决定于 (89)

depend on 取决于;依靠,依赖 (89)

discipline /'dɪsəplɪn/ *n.* 纪律,风纪 (89)

**survey** /sə(r)'veɪ/ *v.* 调查;查看 (89)

/ 'sɜ:(r) veɪ/ *n.* 民意调查,民意测验

**interview** /'ɪntə(r)vju:/ *v.& n.* 采访;面试 (90)

plain /pleɪn/ *adj.* 普通的;家常的 (90)

plain clothes 便衣;便服 (90)

carry out 执行,开展 (90)

gatekeeper /'geɪtki:pə(r)/ *n.* 门卫 (91)

suit /su:t/ ; /sju:t/ *n.* 套装,一套(衣服) (91)  
*v.* 适合

attendant /ə'tendənt/ *n.* 服务员,侍者 (91)

take off 脱下(衣服),摘掉 (91)

**enter** /'entə(r)/ *v.* 进去,进入;加入 (91)

**knee** /ni:/ *n.* 膝盖,膝关节 (91)

occasion /ə'keɪʒn/ *n.* 特别的事情(或仪式,  
 庆典);时机 (91)

correctly /kə'rektli/ *adv.* 正确地,精确地 (91)

**text** /'tekst/ *n.* 正文,文本 (93)

**reason** /'ri:zn/ *n.* 原因;理由 (93)

firefighter /'faɪə(r)fɑɪtə(r)/ *n.* 消防人员 (93)

**heat** /hi:t/ *n.* 温度;热 (93)  
*v.* 把……加热

ceiling /'si:lɪŋ/ *n.* 天花板,顶棚 (93)

soldier /'səʊldʒə(r)/ *n.* 士兵,战士 (93)

official /ə'fɪʃəl/ *n.* 官员,高级职员 (93)

**airport** /'eəpɔ:(r)t/ *n.* 航空站,飞机场 (93)

**officer** /'ɔ:fɪsə(r)/ ; /'ɒfɪsə(r)/ *n.* 警官;军官 (93)

**patient** /'peɪʃnt/ *n.* 病人 (93)  
*adj.* 有耐心的,能忍耐的

**spread** /spred/ *n.&v.* 传播,展开 (93)

**daily** /'deɪli/ *adj.* 每日的,日常的 (93)

opinion /ə'pɪnjən/ *n.* 意见,想法,看法 (94)

in one's opinion 在某人看来 (94)

greatly /'greɪtli/ *adv.* 非常,很,大大地 (94)

**northern** /'nɔ:(r)ðə(r)n/ *adj.* 北方的,北部的 (94)

casual /'kæʒʊəl/ *adj.* 随便的;漫不经心的 (94)

beautifully /'bjʊ:tɪflɪ/ *adv.* 漂亮地,美好地 (94)

boot /bu:t/ *n.* 长筒靴,靴 (94)

as well as 除……之外;也;还 (96)

**similar** /'sɪmələ(r)/ *adj.* 类似的, 相像的 (96)

**dress** /'dresɪŋ/ *n.* 穿戴, 穿衣 (96)

### Topic 3 He said the fashion show was wonderful.

**catwalk** /'kætwɔ:k/ *n.* (时装表演时供模特用的)

狭长表演台, T 形台 (99)

**cheongsam** /tʃɔ:ŋ'sæm/ *n.* 旗袍 (99)

**traditional** /trə'dɪʃənəl/ *adj.* 传统的; 惯例的 (99)

**minority** /maɪ'nɔ:rəti/; /maɪ'nɒrəti/ *n.* 少数  
民族; 少数 (99)

**Tibetan** /ti'betən/ *adj.* 西藏人的, 西藏语的 (99)

**Korean** /kə'riən/ *adj.* 朝鲜人的; 韩国人的 (99)

**decoration** /ˌdekə'reɪʃn/ *n.* 装饰, 修饰 (101)

**knot** /nɔ:t/; /nɒt/ *n.* (用绳索等打的) 结,  
装饰性花结 (101)

**dynasty** /'daɪnəstɪ/; /'dɪnəstɪ/ *n.* 王朝, 朝代 (101)

**from then on** 从那时起 (101)

**Asian** /'eɪʃn; 'eɪzn/ *adj.* 亚洲的, 亚洲人的 (101)

*n.* 亚洲人

**personal** /'pɜ:(r)sənəl/ *adj.* 个人的, 私人的 (101)

**attractive** /ə'træktɪv/ *adj.* 迷人的 (101)

**western-style** *adj.* 西方款式的 (101)

**express** /ɪk'spres/ *v.* 表达; 表示; 表露 (102)

**Mongolian** /mɔ:ŋ'gəʊliən/; /mɒŋ'gəʊliən/ *n.*  
蒙古人 (102)

**above** /ə'bʌv/ *adv.* 在(或向)上面 (102)  
*prep.* 在……上面

**list** /lɪst/ *v.* 列清单, 把……列表  
*n.* 一览表; 名单 (102)

**well-known** /ˌwel'nəʊn/ *adj.* 众所周知的, 著名的 (103)

**item** /'aɪtəm/ *n.* 一件商品(物品); 项目 (103)

**choice** /tʃɔɪs/ *n.* 选择; 挑选 (103)

**marriage** /'mæɪrɪdʒ/ *n.* 结婚, 婚姻 (104)

**celebration** /ˌselɪ'breɪʃn/ *n.* 庆祝; 庆祝会 (104)

## Review of Units 7-8

**saleswoman** /'seɪlzwʊmən/ *n.* 女售货员 (105)

**mix** /mɪks/ *v.* 混合, 掺和 (107)

**as a result** (作为) 结果 (108)

说明: 本词汇表音标根据《牛津高阶英汉双解词典》(第6版)标注。

## Vocabulary 词汇表

注:黑体词为《英语课程标准》要求掌握的词,白体词为课文中要求理解的词。  
单词后的数字是指此词第一次出现的页码。本词汇表采用 IPA (International Phonetic Alphabet 国际音标) 标注系统。

### A

<b>above</b> /ə'baʊ/ <i>adv.</i> 在(或向)上面 (102)	
<i>prep.</i> 在……上面	
<b>accept</b> /ək'sept/ <i>v.</i> 接受 (13)	
<b>add</b> /æd/ <i>v.</i> 增加,添加 (63)	
<b>address</b> /'ædres/; /ə'dres/ <i>n.</i> 住址,地址 (58)	
<b>advantage</b> /əd'væntɪdʒ/; /əd'vɑ:ntɪdʒ/ <i>n.</i> 优点;优势 (43)	
<b>affect</b> /ə'fekt/ <i>v.</i> 影响 (19)	
<b>afford</b> /ə'fɔ:(r)d/ <i>v.</i> 买得起;能做 (81)	
<b>African</b> /'æfrɪkən/ <i>adj.</i> 非洲的 (57)	
<i>n.</i> 非洲人	
<b>air conditioner</b> /'eə kən'dɪʃənə/ <i>n.</i> 空调 (30)	
<b>airline</b> /'eəlaɪn/ <i>n.</i> 航空公司 (27)	
<b>airport</b> /'eəpɔ:(r)t/ <i>n.</i> 航空站,飞机场 (93)	
<b>almost</b> /'ɔ:lməʊst/ <i>adv.</i> 几乎,差不多 (5)	
<b>altitude</b> /'æltɪtju:d/; /'æltɪtju:d/ <i>n.</i> 海拔 (49)	
<b>among</b> /ə'mʌŋ/ <i>prep.</i> 在……中 (49)	
<b>announce</b> /ə'naʊns/ <i>v.</i> 宣布,宣告;通知 (37)	
<b>anyone</b> /'eniwʌn/ <i>pron.</i> 任何人 (16)	
<b>anyway</b> /'eniweɪ/ <i>adv.</i> 尽管,即使这样 (19)	
<b>anywhere</b> /'eniweə(r)/ <i>adv.</i> 任何地方 (43)	
as a result (作为)结果 (108)	
<b>Asia</b> /'eɪʃə/ <i>n.</i> 亚洲 (49)	
<b>Asian</b> /'eɪʃn; 'eɪʒn/ <i>adj.</i> 亚洲的,亚洲人的 (101)	
<i>n.</i> 亚洲人	
as soon as 一……就…… (39)	

as usual 像往常一样 (13)	
as well as 除……之外;也;还 (96)	
<b>attendant</b> /ə'tendənt/ <i>n.</i> 服务员,侍者 (91)	
<b>attractive</b> /ə'træktɪv/ <i>adj.</i> 迷人的 (101)	

### B

<b>bean</b> /bi:n/ <i>n.</i> 豆 (73)	
<b>beautifully</b> /'bjʊ:tɪfli/ <i>adv.</i> 漂亮地,美好地 (94)	
<b>beer</b> /bɪə(r)/ <i>n.</i> 啤酒 (72)	
be full of 满的,充满的,满是……的 (39)	
be in trouble 有麻烦,处于困境 (26)	
be proud of 骄傲,自豪 (19)	
<b>beside</b> /bɪ'saɪd/ <i>prep.</i> 在……旁边 (39)	
be strict with 对……严格要求 (9)	
<b>bicycle</b> /'baɪsɪkl/ <i>n.</i> 自行车 (39)	
<b>bill</b> /bɪl/ <i>n.</i> 账单;(美)钞票,纸币 (72)	
<b>birthplace</b> /'bɜ:(r)θpleɪs/ <i>n.</i> (尤指名人的) 出生时的住宅,出生地 (60)	
<b>blind</b> /blaɪnd/ <i>adj.</i> 瞎的,失明的 (56)	
<b>blouse</b> /blaʊz/ <i>n.</i> (妇女穿的)短上衣,衬衫 (82)	
<b>boot</b> /bu:t/ <i>n.</i> 长筒靴,靴 (94)	
<b>boss</b> /bɔ:s/; /bɒs/ <i>n.</i> 老板;领班 (20)	
<b>bowl</b> /bəʊl/ <i>n.</i> 碗,盒 (64)	
<b>broad</b> /brɔ:d/ <i>adj.</i> 宽阔的,广阔的;广泛的 (85)	
<b>broken</b> /'brəʊkən/ <i>adj.</i> 破损的;伤残的;残缺的;出了毛病的 (50)	
<b>business</b> /'bɪznəs/ <i>n.</i> 生意;公事;职责 (85)	
<b>butter</b> /'bʌtə(r)/ <i>n.</i> 黄油,奶油 (65)	
by the way 顺便提一下;捎带说一声 (12)	



# C

<b>camp</b> /kæmp/ <i>v.</i> 野营, 度假	(36)
<b>Canadian</b> /kə'nediən/; /kə'neidiən/	
<i>adj.</i> 加拿大的; 加拿大人的	(31)
<i>n.</i> 加拿大人	
care for 照顾, 照料	(5)
<b>careless</b> /'keələs/ <i>adj.</i> 不小心的, 不仔细的	(45)
<b>carrot</b> /'kærət/ <i>n.</i> 胡萝卜	(73)
carry out 执行, 开展	(90)
case /keɪs/ <i>n.</i> 情况; 事例	(47)
casual /'kæʒuəl/ <i>adj.</i> 随便的; 漫不经心的	(94)
catwalk /'kætwa:k/ <i>n.</i> (时装表演时供模特用的)	
狭长表演台, T 形台	(99)
CD /si:'di:/ <i>n.</i> 光盘, 激光唱片	
(全写为 compact disc)	(17)
ceiling /'si:lɪŋ/ <i>n.</i> 天花板, 顶棚	(93)
celebration /,selɪ'breɪʃn/ <i>n.</i> 庆祝; 庆祝会	(104)
<b>central</b> /'sentrəl/ <i>adj.</i> 中心的, 中央的	(50)
chairman /'tʃeəmən/ <i>n.</i> 主席, 主持人	(37)
cheer up (使) 振作起来; (使) 高兴起来	(5)
cheese /tʃi:z/ <i>n.</i> 奶酪	(56)
cheongsam /tʃɔ:ŋ'sæm/ <i>n.</i> 旗袍	(99)
<b>choice</b> /tʃɔɪs/ <i>n.</i> 选择; 挑选	(103)
<b>chopstick</b> /'tʃɔ:pstɪk/; /'tʃɒpstɪk/ <i>n.</i> 筷子	(68)
cola /'kəʊlə/ <i>n.</i> 可乐饮料	(80)
cold-colored <i>adj.</i> 冷色调的	(85)
come true 变为现实, 成为事实	(61)
<b>comfortable</b> /'kʌmfə(r)təbl/ <i>adj.</i> 舒服的;	
安逸的; 舒服自在的	(30)
<b>common</b> /'kʌ:mən/; /'kɒmən/ <i>adj.</i> 普通的,	
一般的; 共有的	(31)
conclusion /kən'klu:ʒn/ <i>n.</i> 结论; 推论	(78)
<b>condition</b> /kən'dɪʃn/ <i>n.</i> 条件, 状况	(30)
confident /'kʌ:nfɪdənt/; /'kɒnfɪdənt/ <i>adj.</i>	
自信的, 有信心的	(19)
congratulation /kən'grætʃu'leɪʃn/ <i>n.</i> 祝贺	(85)

contrast /'kɔ:ntɹæst/; /'kɒntɹə:st/ <i>n.</i> 明显的	
差异, 对比, 对照	(85)
/kən'tɹæst/; /kən'tɹə:st/ <i>v.</i> 对比, 对照	
<b>cookie</b> /'kʊki/ <i>n.</i> 曲奇饼干	(56)
<b>corn</b> /kɔ:(r)n/ <i>n.</i> 谷物, 谷粒	(72)
correctly /kə'rektli/ <i>adv.</i> 正确地, 精确地	(91)
costume /'kɔ:stʊ:m/; /'kɒstju:m/ <i>n.</i> 服装;	
戏服	(81)
cotton /'kɔ:tn/; /'kɒtn/ <i>adj.</i> 棉布制的	(81)
<i>n.</i> 棉花; 棉布	
<b>crazy</b> /'kreɪzi/ <i>adj.</i> 疯狂的	(43)
crowd /kraʊd/ <i>n.</i> 人群	(39)
curry /'kɜ:ri/; /'kʌri/ <i>n.</i> 咖喱食品	(57)
<b>customer</b> /'kʌstəmə(r)/ <i>n.</i> 顾客, 客户	(85)
cut up 切碎, 剁碎	(64)
cyclist /'saɪklɪst/ <i>n.</i> 骑自行车的人	(50)

# D

<b>daily</b> /'deɪli/ <i>adj.</i> 每日的, 日常的	(93)
<b>deal</b> /di:l/ <i>v.</i> 处理; 给予; 发牌	(15)
deal with 处理, 解决; 对付	(15)
death /deθ/ <i>n.</i> 死, 死亡	(54)
<b>decision</b> /dɪ'sɪʒn/ <i>n.</i> 决定	(24)
decoration /,dekə'reɪʃn/ <i>n.</i> 装饰, 修饰	(101)
<b>depend</b> /dɪ'pend/ <i>v.</i> 决定于	(89)
depend on 取决于; 依靠, 依赖	(89)
design /dɪ'zaɪn/ <i>n.</i> 设计; 设计方案; 构思	(85)
<i>v.</i> 设计, 构思; 计划	
dessert /dɪ'zɜ:(r)t/ <i>n.</i> 甜点, 甜食	(73)
<b>develop</b> /dɪ'veləp/ <i>v.</i> (使) 成长, (使) 发展	(79)
diet /'daɪət/ <i>n.</i> 日常饮食, 日常食物	(77)
<b>difficulty</b> /'dɪfɪkəlti/ <i>n.</i> 困难, 难题, 困境	(26)
dine /daɪn/ <i>v.</i> 进餐, 用饭	(67)
<b>direction</b> /də'rekʃn; dɪ'rekʃən/ <i>n.</i> 方向, 方位	
	(39)
disagree /,dɪsə'ɡri:/ <i>v.</i> 不同意, 有分歧	(43)

disagree with sb. 不同意,持不同意见	(43)	各个地方	(42)
disappointed /ˌdɪsəˈpɔɪntɪd/ <i>adj.</i> 失望的,沮丧的	(1)	<b>exam</b> /ɪɡˈzæm/ <i>n.</i> 考试	(9)
disappointment /ˌdɪsəˈpɔɪntmənt/ <i>n.</i> 失望; 沮丧;扫兴	(25)	excite /ɪkˈsaɪt/ <i>v.</i> 使激动,使兴奋	(4)
discipline /ˈdɪsəplɪn/ <i>n.</i> 纪律,风纪	(89)	<b>experience</b> /ɪkˈspɪəriəns/ <i>n.</i> 经历;经验	(40)
<b>discuss</b> /dɪˈskʌs/ <i>v.</i> 讨论,谈论	(88)	<b>explain</b> /ɪkˈspleɪn/ <i>v.</i> 解释;说明;阐明	(51)
<b>dish</b> /dɪʃ/ <i>n.</i> 菜肴;碟,盘	(67)	explore /ɪkˈsplɔ:(r)/ <i>v.</i> 考察;探索;勘察	(35)
dislike /dɪsˈlaɪk/ <i>n. &amp; v.</i> 不喜欢;厌恶	(80)	<b>express</b> /ɪkˈspres/ <i>v.</i> 表达;表示;表露	(102)

## F

<b>dollar</b> /ˈdɒlə(r)/; /ˈdɒlə(r)/ <i>n.</i> (美国、加 拿大等货币单位)元	(31)	facial /ˈfeɪʃl/ <i>adj.</i> 面部的	(7)
dressing /ˈdresɪŋ/ <i>n.</i> 穿戴,穿衣	(96)	<b>fail</b> /feɪl/ <i>v.</i> 不及格;失败;未做	(11)
drink to sb./sth. 为某人/某事干杯(或祝酒)	(67)	fancy /ˈfænsɪ/ <i>adj.</i> 绚丽的,花哨的	(85)
dynasty /ˈdaɪnəstɪ/; /ˈdɪnəstɪ/ <i>n.</i> 王朝,朝代	(101)	<b>fantastic</b> /fænˈtæstɪk/ <i>adj.</i> 极好的,了不起的	(25)
		fashion /ˈfæʃn/ <i>n.</i> 时装;时尚;流行式样	(81)
		<b>fear</b> /fiə(r)/ <i>n. &amp; v.</i> 害怕,惧怕	(26)
		<b>feeling</b> /ˈfi:liŋ/ <i>n.</i> 感觉,感触;想法	(11)
		<b>field</b> /fi:ld/ <i>n.</i> 田野,田地;场地	(27)
		<b>fill</b> /fɪl/ <i>v.</i> 充满,装满	(21)
		fill with sth. (使)充满,填满,装满	(21)
		<b>film</b> /fɪlm/ <i>n.</i> 电影;影片	(2)
		finely /ˈfaɪnli/ <i>adv.</i> 微小地,细微地	(63)
		<b>finger</b> /ˈfɪŋɡə(r)/ <i>n.</i> (拇指以外的任何一个) 手指	(68)
		firefighter /ˈfaɪə(r)faɪtə(r)/ <i>n.</i> 消防人员	(93)
		<b>fork</b> /fɔ:(r)k/ <i>n.</i> 叉,餐叉	(67)
		formal /ˈfɔ:(r)məl/ <i>adj.</i> 正式的	(67)
		former /ˈfɔ:(r)mə(r)/ <i>adj.</i> 以前的	(60)
		for sale 供出售,待售	(71)
		forward /ˈfɔ:(r)wəd/ <i>adv.</i> 向前;前进	(32)
		found /faʊnd/ <i>v.</i> 建立,兴建;创办	(37)

## E

<b>east</b> /i:st/ <i>n.</i> 东,东方	(37)	<b>France</b> /fræns/; /frɑ:ns/ <i>n.</i> 法国	(50)
<i>adj.</i> 东方的;向东的;东部的		<b>French</b> /frentʃ/ <i>adj.</i> 法国的;法国人的;法语的	(53)
<i>adv.</i> 向东,朝东		<i>n.</i> 法国人;法语	
easy-going <i>adj.</i> 随和的	(88)	<b>fridge</b> /frɪdʒ/ = refrigerator /rɪˈfrɪdʒəreɪtə(r)/	
eat up 吃光,吃完	(67)	<i>n.</i> 冰箱	(30)
<b>education</b> /ˌedʒuˈkeɪʃn/ <i>n.</i> 教育	(79)	fried /fraɪd/ <i>adj.</i> 油炸的	(57)
effort /ˈefə(r)t/ <i>n.</i> 努力,艰难的尝试	(75)		
<b>either</b> /i:ðə(r)/; /ˈaɪðə(r)/ <i>adv.</i> 也	(13)		
<i>pron.</i> 二者之一;要么……			
elbow /ˈelbəʊ/ <i>n.</i> 肘,肘部	(68)		
<b>elder</b> /ˈeldə(r)/ <i>adj.</i> 年长的,年纪较大的	(15)		
<b>empty</b> /ˈempti/ <i>adj.</i> 空的	(49)		
<i>v.</i> 倒空;(河流)流入,注入			
<b>enter</b> /ˈentə(r)/ <i>v.</i> 进去,进入;加入	(91)		
<b>environment</b> /ɪnˈvaɪrənmənt/ <i>n.</i> 环境	(21)		
<b>especially</b> /ɪˈspeʃəli/ <i>adv.</i> 特别,尤其;专门	(21)		
<b>Europe</b> /ˈjuərəp/ <i>n.</i> 欧洲	(53)		
even though 即使,尽管	(16)		
<b>everywhere</b> /ˈevriweə(r)/ <i>adv.</i> 处处,到处,			

frightened /'fraɪntnd/ *adj.* 惊吓的; 受惊的; 害怕的 (7)

from then on 从那时起 (101)

fry /fraɪ/ *v.* 用油煎, 用油炸 (63)

function /'fʌŋkʃn/ *n.* 作用, 功能, 职能 (88)

## G

gatekeeper /'geɪtki:pə(r)/ *n.* 门卫 (91)

gather /'gæðə(r)/ *v.* 召集, 聚集; 收集 (59)

gentleman /'dʒentlmən/ *n.* 绅士, 先生 (71)

gesture /'dʒestʃə(r)/ *n.* 姿势, 手势 (7)

get in touch with (与……) 取得联系 (55)

grandson /'grænsʌn/ *n.* 孙子, 外孙 (20)

greatly /'greɪtli/ *adv.* 非常, 很, 大大地 (94)

Greek /gri:k/ *adj.* 希腊的 (57)

*n.* 希腊人

group /gru:p/ *n.* 组, 组群 (59)

*v.* (使) 成群, 成组

guest /gest/ *n.* 客人, 宾客 (71)

## H

ham /hæm/ *n.* 火腿 (64)

handbag /'hændbæg/ *n.* 女用皮包, 手提包 (81)

handsome /'hænsəm/ *adj.* 英俊的 (84)

have a seat 请坐 (74)

healthily /'helθɪli/ *adv.* 健康地 (64)

hear from 收到某人来信 (32)

heat /hi:t/ *n.* 温度; 热 (93)

*v.* 把……加热

helmet /'helmt/ *n.* 头盔 (45)

helpful /'helpfl/ *adj.* 有用的; 有益的 (14)

hotel /həu'tel/ *n.* 宾馆, 旅馆, 饭店 (30)

## I

imagine /ɪ'mædʒɪn/ *v.* 想像, 设想; 猜测 (56)

impolite /ɪmpə'laɪt/ *adj.* 不礼貌的, 粗鲁的 (66)

in a word 简言之, 一句话, 总之 (47)

in case of 如果, 假使 (47)

Indian /'ɪndɪən/ *adj.* 印度人的; 印第安人的 (57)

*n.* 印度人; 印第安人

ingredient /ɪn'gri:dɪənt/ *n.* 成分, 原料 (63)

injury /'ɪndʒəri/ *n.* (对躯体的) 伤害, 损伤 (47)

in one's opinion 在某人看来 (94)

in order to 为了 (60)

in short 总之; 简言之 (78)

interested /'ɪntrestɪd/ *adj.* 感兴趣的 (7)

international /ɪntə'næʃnəl/ *adj.* 国际的 (14)

interview /'ɪntə(r)vju:/ *v. & n.* 采访; 面试 (90)

in the end 最后, 终于 (7)

invite /ɪn'vaɪt/ *v.* (正式) 邀请 (1)

Italian /ɪ'tæliən/ *adj.* 意大利(人)的; (57)

意大利语的

item /'aɪtəm/ *n.* 一件商品(物品); 项目 (103)

## J

jeans /dʒi:nz/ *n.* 牛仔裤 (82)

job /dʒɑ:b/; /dʒɒb/ *n.* 工作, 职业 (75)

joke /dʒəʊk/ *n.* 笑话, 玩笑 (11)

*v.* 说笑话, 开玩笑

junk food 垃圾食品 (64)

## K

kimono /kɪ'məʊnəʊ/ *n.* (日本的) 和服 (88)

kind-hearted *adj.* 好心的 (71)

king /kɪŋ/ *n.* 国王, 君主 (31)

knee /ni:/ *n.* 膝盖, 膝关节 (91)

knot /nɔ:t/; /nɒt/ *n.* (用绳索等打的) 结, (45)

装饰性花结 (101)

Korean /kə'reɪən/ *adj.* 朝鲜人的; 韩国人的 (99)

## L

lady /'leɪdi/ *n.* 女士, 夫人 (71)

lamb /læm/ *n.* 羊羔肉; 小羊 (80)

lap /læp/ *n.* (人坐时) 膝部 (67)

leather /'leðə(r) / <i>adj.</i> 皮制的 <i>n.</i> 皮革	(83)	motorcycle /'məʊtə(r)saɪkl/ <i>n.</i> 摩托车	(50)
lemon /'lemən/ <i>n.</i> 柠檬	(73)	mount /maʊnt/ <i>n.</i> 山, 山峰	(27)
light-colored <i>adj.</i> 浅色的, 淡色的	(45)	<b>N</b>	
lightly /'laɪtli/ <i>adv.</i> 轻微地, 轻轻地	(63)	napkin /'næpkɪn/ <i>n.</i> 餐巾	(67)
list /lɪst/ <i>v.</i> 列清单, 把……列表 <i>n.</i> 一览表; 名单	(102)	neatly /'ni:tli/ <i>adv.</i> 整洁地, 整齐地	(76)
lively /'laɪvli/ <i>adj.</i> 充满趣味的; 充满生气的	(5)	nervous /'nɜ:(r)vəs/ <i>adj.</i> 焦虑的, 惶恐的; 神经质的	(17)
lonely /'ləʊnli/ <i>adj.</i> 孤独的, 寂寞的	(5)	noise /nɔɪz/ <i>n.</i> 声音, 响声, 噪音, 吵闹声	(22)
look out 小心, 当心	(48)	noisily /'nɔɪzɪli/ <i>adv.</i> 吵闹地, 聒噪地	(66)
loud /laʊd/ <i>adj.</i> 大声的, 响亮的 <i>adv.</i> 大声地	(22)	noodle /'nu:dl/ <i>n.</i> 面条	(64)
lovely /'lʌvli/ <i>adj.</i> 可爱的; 美丽的	(14)	north /nɔ:(r)θ/ <i>n.</i> 北, 北方	(37)
		northeast /nɔ:(r)θ'i:st/ <i>n.</i> 东北; 东北方; 东北地区	(38)
		northern /'nɔ:(r)ðə(r)n/ <i>adj.</i> 北方的, 北部的	(94)

<b>M</b>			
main course 主菜	(73)	northwest /nɔ:(r)θ'west/ <i>n.</i> 西北; 西北方; 西北地区	(38)
mainly /'meɪnli/ <i>adv.</i> 主要地	(6)	not ... any longer = no longer 不再	(16)
make a decision 作决定	(24)	notice /'nəʊtɪs/ <i>v.</i> 看(或听)到, 注意到 <i>n.</i> 注意, 理会	(47)
manner /'mænə(r) / <i>n.</i> 方式; 举止; 态度	(67)	not only ... but (also) ... 不仅……而且……	(78)
marriage /'mæɪrɪdʒ/ <i>n.</i> 结婚, 婚姻	(104)		
material /mə'tɪəriəl/ <i>n.</i> 材料, 布料	(87)		
meaning /'mi:nɪŋ/ <i>n.</i> 意义, 意思	(88)		
meaningful /'mi:nɪŋfl/ <i>adj.</i> 重要的, 重大的; 意味深长的	(37)		

member /'membə(r) / <i>n.</i> 成员, 会员	(59)	<b>O</b>	
memorial /mə'mɔ:riəl/ <i>adj.</i> 纪念的; 悼念的	(37)	occasion /ə'keɪʒn/ <i>n.</i> 特别的事情(或仪式, 庆典); 时机	(91)
menu /'menju:/ <i>n.</i> 菜单	(72)	officer /'ɔ:fɪsə(r) / ; /'ɒfɪsə(r) / <i>n.</i> 警官; 军官	(93)
mile /maɪl/ <i>n.</i> 英里	(50)	official /ə'fɪʃəl/ <i>n.</i> 官员, 高级职员	(93)
minority /maɪ'nɔ:rəti/ ; /maɪ'nɒrəti/ <i>n.</i> 少数 民族; 少数	(99)	oil /ɔɪl/ <i>n.</i> 油	(63)
mix /mɪks/ <i>v.</i> 混合, 掺和	(107)	onion /'ʌnjən/ <i>n.</i> 洋葱(头)	(64)
Mongolian /mɑ:ŋ'gəʊliən/ ; /mɒŋ'gəʊliən/ <i>n.</i> 蒙古人	(102)	on vacation 度假	(35)
monument /'mɑ:njumənt/ ; /'mɒnjumənt/ <i>n.</i> 纪念碑(馆、堂、像等)	(37)	opera /'ɒprə/ <i>n.</i> 歌剧; 歌剧剧本	(3)
mood /mu:d/ <i>n.</i> 心情; 情绪	(19)	opinion /ə'pɪnjən/ <i>n.</i> 意见, 想法, 看法	(94)
		opposite /'ɑ:pəzət/ ; /'ɒpəzɪt/ <i>adj.</i> 相反的; 对面的	(54)

*prep.* 与……相对;在……对面

## P

- painting /'peɪntɪŋ/ *n.* 油画, 绘画 (7)
- pan /pæn/ *n.* 平底锅 (63)
- pancake /'pæŋkeɪk/ *n.* 薄煎饼 (56)
- partner /'pɑː(r)tənə(r)/ *n.* 搭档, 同伴 (28)
- passenger /'pæsɪndʒə(r)/ *n.* 乘客 (43)
- passport /'pæspɔːrt/; /'pɑːspɔːrt/ *n.* 护照 (20)
- patient /'peɪfnt/ *n.* 病人 (93)
- adj.* 有耐心的, 能忍耐的
- pay /peɪ/ *v.* 付费, 付酬 (29)
- pay attention to 注意 (47)
- pear /peə(r)/ *n.* 梨 (65)
- pedestrian /pə'destriən/ *n.* 行人 (52)
- personal /'pɜː(r)sənəl/ *adj.* 个人的, 私人的 (101)
- pick /pɪk/ *v.* 采, 摘; 拾起, 采集; 挑选 (69)
- pick up 捡起; 获得; 收拾 (69)
- piece /piːs/ *n.* 一块(片, 张, 件……) (65)
- plain /pleɪn/ *adj.* 普通的; 家常的 (90)
- plain clothes 便衣; 便服 (90)
- pocket /'pɑːkɪt/; /'pɒkɪt/ *n.* 口袋 (83)
- polite /pə'laɪt/ *adj.* 有礼貌的, 有教养的 (66)
- pollution /pə'ljuːʃn/ *n.* 污染 (43)
- pork /pɔː(r)k/ *n.* 猪肉 (64)
- postcard /'pəʊstkɑː(r)d/ *n.* 明信片 (35)
- poster /'pəʊstə(r)/ *n.* (贴在公共场所的大型) 招贴画; 广告(画) (55)
- pot /pɑːt/; /pɒt/ *n.* 锅; 壶, 瓶, 罐 (64)
- pretty /'prɪti/ *adj.* 漂亮的, 俊俏的 (84)
- adv.* 颇, 相当; 十分, 非常
- price /praɪs/ *n.* 价格, 价钱 (27)
- proper /'prɒ:pə(r)/; /'prɒpə(r)/ *adj.* 正确的, 恰当的 (27)
- proud /praʊd/ *adj.* 自豪的, 骄傲的 (19)
- purpose /'pɜːpəs/ *n.* 目的, 意图 (60)
- push /puʃ/ *v. & n.* 推 (39)

## Q

- queen /kwiːn/ *n.* 女王; 王后 (31)
- quick /kwɪk/ *adj.* 快的, 迅速的 (64)
- quietly /'kwaɪətli/ *adv.* 安静地, 寂静地 (67)

## R

- raise /reɪz/ *v.* 筹集; 使升高; 饲养 (31)
- ready /'redi/ *adj.* 准备好的 (19)
- reason /'riːzn/ *n.* 原因; 理由 (93)
- receive /rɪ'siːv/ *v.* 收到, 得到 (35)
- reflector /rɪ'flektə(r)/ *n.* 反光玻璃 (47)
- refuse /rɪ'fjuːz/ *v.* 拒绝, 回绝 (15)
- regret /rɪ'gret/ *v.* 感到遗憾, 惋惜 (59)
- n.* 痛惜, 懊悔, 遗憾
- regularly /'regjələ(r)li/ *adv.* 有规律地, 定期地 (77)
- relaxed /rɪ'lækst/ *adj.* 冷静的, 镇定的 (17)
- relaxing /rɪ'læksɪŋ/ *adj.* 轻松的 (24)
- republic /rɪ'pʌblɪk/ *n.* 共和国 (37)
- rich /rɪtʃ/ *adj.* 油腻的; 丰富的; 富有的 (18)
- rider /'raɪdə(r)/ *n.* 骑(自行车或马, 摩托车) 的人, 骑手 (44)
- role /rəʊl/ *n.* 角色 (7)
- roof /ruːf/ *n.* 屋顶; 顶部 (59)
- rostrum /'rɔːstrəm/; /'rɒstrəm/ *n.* 指挥台 (37)
- rush /rʌʃ/ *v.* 冲, 奔跑 (54)
- Russian /'rʌʃən/ *adj.* 俄国(人)的; 俄语的 (57)
- n.* 俄国人; 俄语

## S

- sadly /'sædli/ *adv.* 悲伤地, 伤心地 (39)
- sadness /'sædnəs/ *n.* 忧伤, 悲哀 (16)
- safety /'seɪfti/ *n.* 安全, 平安 (47)
- salad /'sæləd/ *n.* 蔬菜沙拉 (72)
- sale /seɪl/ *n.* 卖, 出售 (71)
- saleswoman /'seɪlzwʊmən/ *n.* 女售货员 (105)



sausage /'sɔ:ɪdʒ/; /'sɒsɪdʒ/ <i>n.</i> 香肠	(70)	<b>somebody</b> /'sʌmbədɪ/ <i>pron.</i> 某人	(31)
saying /'seɪɪŋ/ <i>n.</i> 俗话, 谚语	(88)	<b>someone</b> /'sʌmwʌn/ <i>pron.</i> 某人	(11)
<b>scarf</b> /skɑ:(r)f/ <i>n.</i> 围巾, 领巾	(82)	so ... that ... 如此……以至于……	(81)
seafood /'si:fu:d/ <i>n.</i> 海鲜, 海味	(69)	<b>soup</b> /su:p/ <i>n.</i> 汤	(56)
seaside /'si:said/ <i>n.</i> 海边, 海滨	(36)	southeast /,sauθ'i:st/ <i>n.</i> 东南,	
<b>seat</b> /si:t/ <i>n.</i> 座位, 座处	(74)	东南方; 东南地区	(38)
section /'sekʃn/ <i>n.</i> 部门, 部分	(82)	<b>southern</b> /'sʌðə(r)n/ <i>adj.</i> 南方的, 南部的	(69)
<b>seem</b> /si:m/ <i>v.</i> 似乎, 好像	(3)	<b>space</b> /speɪs/ <i>n.</i> 空间; 空地	(39)
<b>sense</b> /sens/ <i>n.</i> 感觉, 意识	(24)	<b>speech</b> /spi:tʃ/ <i>n.</i> 演讲	(17)
<b>set</b> /set/ <i>v.</i> 放, 置; 使处于	(56)	<b>spirit</b> /'spɪrɪt/ <i>n.</i> 情绪, 心境; 精神	(23)
set the table 摆放餐具	(56)	<b>spoon</b> /spu:n/ <i>n.</i> 匙, 调羹	(68)
sharp /ʃɑ:(r)p/ <i>adj.</i> 急转的; 锋利的	(54)	sportswear /'spɔ:(r)tsweə(r)/ <i>n.</i> 运动服装	(88)
<b>shy</b> /ʃaɪ/ <i>adj.</i> 害羞的	(9)	<b>spread</b> /spred/ <i>n. &amp; v.</i> 传播, 展开	(93)
<b>sick</b> /sɪk/ <i>adj.</i> 生病的, 有病的	(19)	stage /steɪdʒ/ <i>n.</i> 阶段; 舞台	(50)
signal /'sɪgnəl/ <i>n.</i> 信号, 暗号	(47)	<b>standard</b> /'stændə(r)d/ <i>adj.</i> 标准的	(30)
<b>silent</b> /'saɪlənt/ <i>adj.</i> 不说话的, 沉默的	(23)	<i>n.</i> 标准	
<b>silk</b> /sɪlk/ <i>n.</i> (蚕) 丝, 丝织品	(81)	steak /steɪk/ <i>n.</i> 牛排, 肉排, 鱼排	(76)
<b>similar</b> /'sɪmələ(r)/ <i>adj.</i> 类似的, 相像的	(96)	<b>step</b> /step/ <i>v.</i> 踩; 走; 跨步	(39)
<b>simple</b> /'sɪmpl/ <i>adj.</i> 简单的, 简易的	(85)	<i>n.</i> 台阶; 梯级; 脚步	
<b>single</b> /'sɪŋɡl/ <i>adj.</i> 单一的, 单个的	(30)	stream /stri:m/ <i>n.</i> 小河; 溪	(49)
<b>size</b> /saɪz/ <i>n.</i> 尺寸, 大小	(83)	<b>strict</b> /strikt/ <i>adj.</i> 严格的; 严密的	(9)
skin /skɪn/ <i>n.</i> 皮, 皮肤	(87)	style /stɑɪl/ <i>n.</i> 样式, 款式; 方式, 作风	(85)
sleeper /'sli:pə(r)/ <i>n.</i> 卧铺列车	(29)	<b>succeed</b> /sək'sɪd/ <i>v.</i> 达到目的; 成功	(85)
slim /slɪm/ <i>adj.</i> 苗条的, 纤细的; 单薄的	(85)	<b>success</b> /sək'ses/ <i>n.</i> 成功, 胜利	(55)
<b>slow</b> /sləʊ/ <i>v.</i> 放慢速度, 减缓	(54)	successfully /sək'sesfəli/ <i>adv.</i> 成功地	(75)
<i>adj.</i> 缓慢的		suit /su:t/; /sju:t/ <i>n.</i> 套装, 一套(衣服)	(91)
slow down 减速	(54)	<i>v.</i> 适合	
slowly /'sləʊli/ <i>adv.</i> 缓慢地; 慢速地	(39)	suitable /'su:təbl/; /'sju:təbl/ <i>adj.</i> 合适的;	
slurp /slɜ:(r)p/ <i>v.</i> (喝东西时) 发出啧啧的声音		适宜的	(85)
<b>smell</b> /smel/ <i>v.</i> 发气味; 闻(到), 嗅(到)	(66)	<b>survey</b> /sə(r)'veɪ/ <i>v.</i> 调查; 查看	(89)
<i>n.</i> 气味	(2)	/'sɜ:(r)veɪ/ <i>n.</i> 民意调查, 民意测验	
<b>smooth</b> /smu:ð/ <i>adj.</i> 平坦的; 光滑的	(81)	sushi /'su:ʃi/ <i>n.</i> 寿司	(57)
snack /snæk/ <i>n.</i> 小吃	(65)	<b>sweater</b> /'swetə/ <i>n.</i> 厚运动衫, 毛衣	(82)
<b>sock</b> /sɔ:k/; /sɒk/ <i>n.</i> 短袜	(82)		
<b>soft</b> /sɔ:ft/; /sɒft/ <i>adj.</i> 轻柔的; 柔软的	(26)	table manners 餐桌礼节, 用餐的规矩	(67)
soldier /'səʊldʒə(r)/ <i>n.</i> 士兵, 战士	(93)	take it easy 别紧张, 别着急	(10)

## T

take off 脱下(衣服), 摘掉	(91)	<b>usual</b> /'ju:ʒ(u)əl/ <i>adj.</i> 通常的, 平常的	(13)
<b>task</b> /tæsk/; /tɑ:sk/ <i>n.</i> 任务, 工作	(55)	<b>V</b>	
<b>test</b> /test/ <i>n. &amp; v.</i> 测试, 考查, 试验	(17)		
<b>text</b> /'tekst/ <i>n.</i> 正文, 文本	(93)	<b>vacation</b> /və'keɪʃn; veɪ'keɪʃn/ <i>n.</i> 假期	(35)
Thank goodness! /'gʊdnəs/ 谢天谢地!	(42)	<b>vehicle</b> /'vi:əkl/ <i>n.</i> 交通工具; 车辆	(27)
think over 仔细考虑	(24)	<b>village</b> /'vɪlɪdʒ/ <i>n.</i> 乡村, 村庄	(53)
<b>though</b> /ðəʊ/ <i>conj.</i> 虽然; 可是	(16)	<b>W</b>	
Tibetan /ti'betən/ <i>adj.</i> 西藏人的, 西藏语的	(99)		
<b>tie</b> /taɪ/ <i>n.</i> 领带; 绳子; 纽带, 关系	(82)	<b>waist</b> /weɪst/ <i>n.</i> 腰, 腰部	(85)
<i>v.</i> (用线, 绳等) 系, 拴, 绑; 束紧; 打结		<b>wait</b> /weɪt/ <i>v.</i> 等, 等待	(37)
tofu /'təʊfu:/ <i>n.</i> 豆腐	(73)	<b>well-known</b> /ˌwel'nəʊn/ <i>adj.</i> 众所周知的, 著名的	
<b>top</b> /tɒ:p/; /tɒp/ <i>n.</i> 顶部; (物体的) 上面	(33)		(103)
<b>total</b> /'təʊtl/ <i>adj.</i> 总的, 全部的	(27)	<b>west</b> /west/ <i>n.</i> 西, 西方	(37)
<b>touch</b> /tʌtʃ/ <i>n. &amp; v.</i> 触, 碰; 触觉	(55)	<i>adj.</i> 西方的; 向西的; 西部的	
<b>tour</b> /tuə(r)/ <i>n.</i> 旅游, 旅行; 观光, 游览	(39)	<i>adv.</i> 向西, 朝西	
<b>town</b> /taʊn/ <i>n.</i> 镇, 市镇	(53)	<b>western</b> /'westə(r)n/ <i>adj.</i> 西方的, 西部的	(57)
<b>traditional</b> /trə'dɪʃənəl/ <i>adj.</i> 传统的; 惯例的	(99)	<i>western-style adj.</i> 西方款式的	(101)
		<b>windbreaker</b> /'wɪndbreɪkə(r)/ <i>n.</i> 风衣	(83)
<b>trouble</b> /'trʌbl/ <i>n.</i> 问题, 困难, 忧虑	(21)	<b>wine</b> /waɪn/ <i>n.</i> 酒	(73)
<b>truck</b> /trʌk/ <i>n.</i> 卡车, 载重汽车	(47)	<b>winner</b> /'wɪnə(r)/ <i>n.</i> 优胜者, 获胜的人	(50)
try one's best 尽最大努力	(55)	<b>work out</b> 算出; 制订; 完成	(36)

## U

unfair /ˌʌn'feə(r)/ <i>adj.</i> 不公平的, 不公正的	(16)	<b>worried</b> /'wɜ:ɪd/; /'wʌɪd/ <i>adj.</i> 担心的, 担忧的	(7)
uniform /'ju:nɪfɔ:(r)m/ <i>n.</i> 制服	(87)	<b>worth</b> /wɜ:(r)θ/ <i>adj.</i> 值得……的; 有……价值的	(75)
upset /ʌp'set/ <i>adj.</i> 心烦的, 苦恼的	(8)	<b>Y</b>	
useless /'ju:sləs/ <i>adj.</i> 无用的, 无效的	(15)		
		<b>yeah</b> /jeə/ <i>adv.</i> (口语) 是, 是的; 好的	(12)

## Attached Word List 附表单词

(注:本词汇表仅供参阅,不要求学生掌握)

activate /'æktɪveɪt/ *v.* 激活  
adverbial /æd'vɜ:(r) bɪəl/ *adj.* 副词的  
arrival /ə'raɪvl/ *n.* 到达;抵达  
avoid /ə'vɔɪd/ *v.* 避免;防止  
aware /ə'weə(r)/ *adj.* 知道;意识到;明白  
basic /'beɪsɪk/ *adj.* 基本的;基础的  
besides /br'saɪdz/ *prep.* 除……之外(还)  
birthplace /'bɜ:(r) θpleɪs/ *n.* 出生地  
clause /klaʊz/ *n.* 从句;分句  
clerk /klɜ:rk/; /kla:k/ *n.* 旅馆服务台接待员  
comment /'kɑ:ment/; /'kɒment/ *n.* 评论;议论  
communication /kə'mju:nɪ'keɪʃn/ *n.* 交流;交际  
comparison /kəm'pærɪsn/ *n.* 比较  
complex /kəm'pleks/; /kɒm'pleks/ *adj.*  
    复合的;复杂的  
comprehend /kɑ:mpri'hend/; /kɒmpri'hend/  
    *v.* 理解;领悟  
conjunction /kən'dʒʌŋkʃn/ *n.* 连词  
cross-cultural communication 跨文化交际  
custom /'kʌstəm/ *n.* 风俗;习俗  
deer /diə(r)/ *n.* 鹿  
definiteness /'defɪnətnəs/ *n.* 确定;肯定  
degree /di'ɡri:/ *n.* 级别,等级  
departure /dɪ'pɑ:(r)tʃə(r)/ *n.* 离开;起程;出发  
designer /dɪ'zaɪnə(r)/ *n.* 设计者;构思者  
destination /destɪ'neɪʃn/ *n.* 目的地;终点  
differently /'dɪfrəntli/ *adv.* 不同地;有区别地  
discussion /dɪ'skʌʃn/ *n.* 讨论;谈论  
electronic /ɪlek'trɔ:nɪk/; /ɪlek'trɒnɪk/ *adj.*  
    电子的;电子器件的

emphasis /'emfəʊsɪs/ *n.* 强调;重视  
emphasize /'emfəsaɪz/ *v.* 强调;重视  
equal /'i:kwəl/ *adj.* 同等的,相同的  
explanation /ɪk'splə'neɪʃn/ *n.* 解释;说明  
female /'fi:meɪl/ *adj.* 女的;女性的  
firstly /'fɜ:(r) stli/ *adv.* 首先;第一  
foreign /'fɔ:rən/; /'fɒrən/ *adj.* 外国的  
goat /ɡəʊt/ *n.* 山羊  
golden /'ɡəʊldən/ *adj.* 金质的;金的  
grasp /ɡræsp/; /ɡrɑ:sp/ *v.* 理解;领会  
healthily /'helθɪli/ *adv.* 健康地  
hesitation /hezɪ'teɪʃn/ *n.* (对某事)犹豫  
identify /aɪ'dentɪfaɪ/ *v.* 找到;发现;确认  
indicate /'ɪndɪkeɪt/ *v.* 表明,显示;暗示  
infinitive /ɪn'fɪnətɪv/ *n.* (动词的)不定式  
ingredient /ɪn'ɡri:diənt/ *n.* 成分,原料  
instruction /ɪn'strʌkʃn/ *n.* 用法说明;操作指南  
interrogative /ɪntə'raɪɡtɪv/; /ɪntə'rɒɡtɪv/ *adj.*  
    询问的,提问的  
jam /dʒæm/ *n.* 果酱  
laughter /'læftə(r)/; /'la:ftə(r)/ *n.* 笑;笑声  
length /lenθ/ *n.* 长;长度  
location /ləʊ'keɪʃn/ *n.* 位置;地点  
logically /'lɔ:dʒɪkli/; /'lɒdʒɪkli/ *adv.* 符合逻辑地  
major /'meɪdʒə(r)/ *adj.* 主要的;重大的  
mess /mes/ *n.* 肮脏;杂乱;不整洁  
method /'meθəd/ *n.* 方法;办法  
motorcycle /'məʊtə(r) saɪkl/ *n.* 摩托车  
needle /'ni:dl/ *n.* 针;缝衣针  
organization /ɔ:rgənə'zeɪʃn/; /ɔ:gənəɪ'zeɪʃn/

*n.* 组织, 团体, 机构  
 plosive /'pləʊsɪv/ *n.* 爆破音  
 process /'prəʊses/ *n.* 过程, 进程  
 proverb /'prɔ:vɜ:rb/; /'prɒvɜ:b/ *n.* 谚语; 格言  
 pull /pʊl/ *v.* 拉; 拽; 扯; 拖  
 purpose /'pɜ:(r)pəs/ *n.* 目的; 意图  
 questionnaire /'kwɛstʃə'neɪ(r)/ *n.* 调查表  
 real-life *adj.* 真实的, 现实生活中的  
 revise /rɪ'vaɪz/ *v.* 修改

schedule /'skedʒu:l/; /'fedju:l/ *n.* 日程安排  
 sew /səʊ/ *v.* 缝; 做针线活  
 solution /sə'lʊ:ʃn/ *n.* 解决办法; 处理手段  
 target /'tɑ:(r)ɡɪt/ *n.* 目标; 对象  
 thread /θred/ *n.* 线; 棉线; 毛线  
 tongue twister /tʌŋ/'twɪstə(r)/ 绕口令  
 uncertainty /ʌn'sɜ:(r)tnti/ *n.* 犹豫; 迟疑; 无把握  
 width /wɪdθ/ *n.* 宽度; 广度

## English Names 英文姓名表

### Male Names(男名)

Craig /kreɪɡ/ 克雷格  
 Darren /'dærən/ 达伦  
 Mike /maɪk/ 迈克  
 Steven /'sti:vən/ 史蒂文  
 Tim /tɪm/ 蒂姆

### Female Names(女名)

Beth /beθ/ 贝丝  
 Kelly /'keli/ 凯利  
 Sandy /'sændi/ 桑迪  
 Susan /'su:zn/ 苏珊

### Family Names(姓)

Von Trapp /'vɒn træp/  
 冯·特拉普

## Names of Places 地名表

Asia /'eɪʃə; 'eɪzə/ 亚洲  
 Austria /'ɔ:striə/ 奥地利  
 Korea /kə'riə/ 韩国; 朝鲜  
 Mongolia /mɔ:ŋ'ɡəʊliə/ 蒙古  
 Mount Fuji 富士山  
 Pakistan /'pækɪ'stæn/;  
 /'pɑ:kɪ'stɑ:n/ 巴基斯坦  
 Paris /'pæris/ 巴黎  
 San Francisco /'sæn frən'sɪskəʊ/  
 圣弗朗西斯科(旧金山)

South Africa /'saʊθ 'æfrɪkə/ 南非  
 Switzerland /'swɪtsələnd/ 瑞士  
 Thailand /'taɪlənd/ 泰国  
 the Alps /ælpz/ 阿尔卑斯山脉  
 the Massif /mæ'sɪ:f/ Central  
 中央高原  
 the Pyrenees /'praɪ'ni:z/ Mountains  
 比利牛斯山脉

## Irregular Verbs 不规则动词表

### Infinitive

### Past tense

be(are)	were /wə(r) /
be(am, is)	was /wəz/
bear	bore /bɔ:(r) /
become	became /bɪ'keɪm/
begin	began /bɪ'gæn/
blow	blew /blu:/
break	broke /brəʊk/
bring	brought /brɔ:t/
build	built /bɪlt/
burn	burnt/bɜ:(r)nt /; burned /bɜ:(r)nd/
buy	bought /bɔ:t/
can	could /kʊd/
catch	caught /kɔ:t/
choose	chose /tʃəʊz/
come	came /keɪm/
cost	cost /kɔ:st /; /kɒst /
dig	dug /dʌg/
do	did /dɪd/
draw	drew /dru:/
dream	dreamt/dremt /; dreamed /dri:md/
drink	drank /dræŋk/
drive	drove /drəʊv/
eat	ate /et /; /et /
fall	fell /fel/
feed	fed /fed/
feel	felt /felt/
fight	fought /fɔ:t/
find	found /faʊnd/
fit	fitted /'fɪtɪd /; fit /fɪt/
fly	flew /flu:/; flied /flaɪd/
forget	forgot /fə'gɔ:t /; /fə'gɒt /
get	got /gɔ:t /; /gɒt /
give	gave /geɪv/
go	went /went/
grow	grew /gru:/
have	had /həd/
hear	heard /hɜ:(r)d/
hit	hit /hɪt/
hold	held /held/
hurt	hurt /hɜ:(r)t/
keep	kept /kept/
know	knew /nu:/ /nju:/

learn

leave

lend

let

lie

light

lose

make

may

mean

meet

mistake

pay

put

read

ride

ring

run

say

see

sell

set

shall

shine

sing

sit

sleep

speak

speed

spell

spend

spit

spread

stand

sweep

swim

take

teach

tell

think

throw

wake

wear

will

win

write

learned /lɜ:(r)nt /;

learned /lɜ:(r)nd/

left /left/

lent /lent/

let /let/

lay /leɪ/

lit /lɪt /; lighted /'laɪtɪd/

lost /lɔ:st /; /lɒst /

made /meɪd/

might /maɪt/

meant /ment/

met /met/

mistook /mɪ'stʊk/

paid /peɪd/

put /pʊt/

read /red/

rode /rəʊd/

rang /ræŋ/

ran /ræn/

said /sed/

saw /sɔ:/

sold /səʊld/

set /set/

should /ʃʊd/

shone /ʃəʊn /; /ʃɒn /

shined /ʃaɪnd/

sang /sæŋ/

sat /sæt/

slept /slept/

spoke /spəʊk/

sped /sped/;

speeded /'spi:ɪdɪd/

spelt /spelt/;

spelled /speld/

spent /spent/

spat /spæt /; spit /spɪt /

spread /spred/

stood /stʊd/

swept /swept/

swam /swæm/

took /tʊk/

taught /tɔ:t/

told /təʊld/

thought /θɔ:t/

threw /θru:/

woke /wəʊk/

wore /wɜ:(r) /

would /wʊd/

won /wʌn/

wrote /rəʊt/



# 后 记

本册教科书由北京市仁爱教育研究所依据教育部《义务教育英语课程标准(2011年版)》编写,经教育部基础教育课程教材专家工作委员会2013年审查一次性通过。

自教育部2011年7月下发《义务教育英语课程标准》(送审稿)之日起,北京市仁爱教育研究所的数十位英语教材编写专家及近百位教材编写人员在加拿大主编Jim Greenlaw博士和中方主编王德春教授、副主编杨晓钰教授的带领下,对仁爱版初中英语教材进行了深入、细致的修订改编工作。

修订后的仁爱版初中英语教材更加注重培养学生的语感和良好的语音、语调基础,使他们形成用英语进行日常交际的思维和能 力;注重培养学生良好的学习习惯,提高他们自主学习的能力;注重培养学生的观察、记忆、思维、想象和创造能力,促进心智和综合人文素养的全面发展。同时,仁爱版初中英语教材还注重培养学生的爱国主义精神及跨文化交际意识,为学生的进一步学习奠定良好的基础。

在教材修订的过程中,我们所有参与教材修订的专家、教授、编写、审校人员每天坚持工作10个小时以上(包括兔年大年三十至龙年正月初九以及所有的节假日和公休日),一直连续坚持工作到教材送审截止日期的最后一天下午。**我们执着的追求最后终于获得了丰厚的回报**——在2012年1月31日开始的第一阶段送审(七上一七下)和2012年12月31日开始的第二阶段送审(八上一九下)的过程中,仁爱版初中英语教材均分别于**2012年3月17日和2013年3月2日率先一次性通过**教育部基础教育课程教材专家工作委员会审查(唯一一套无需参加2012年4月9日和2013年4月8日的再次会议复核审查),且2012年3月17日第一阶段和2013年3月2日第二阶段审查通过的唯一结论要求均是:**请参照修改意见自行修改。**

仁爱版初中英语教材在编写及数百次的修改、审校过程中得到了全国诸多英语教育专家、教研员和优秀一线教师的指导与帮助,其中有:王晓、刘钰、陈叶瑶、黄明玉(按姓氏笔画排序)等同志。同时,仁爱版初中英语教材的每一次修改、审校还吸纳了很多教研员和一线教师的宝贵意见。在此,北京市仁爱教育研究所向他们表示诚挚的谢意!

由于时间的关系,教材中可能还存在不足及需要完善之处,衷心希望广大英语专家、教研员、一线教师、在校学生及学生家长等来电来函批评指正,以便下次修订时改正。

本教科书的绝大部分(99%以上)作品均为北京市仁爱教育研究所原创作品,极少部分(1%以下)选用的经典作品、图片由于无法与作者取得联系,特委托北京版权代理有限公司向权利人转付稿酬。请您与北京版权代理有限公司联系并领取稿酬。联系方式:(010)82357058/57/56

北京市仁爱教育研究所



致力于用榜样的力量提升学生成绩的共享家教平台

中国家庭教育学会荣誉会员单位

# 985/211 大学生 1对1 上门辅导

找家教就像叫“代驾”一样简单  
家长们都在偷偷用的家教预约神器

记得拍照留存哦



扫码关注 预约上门

关注送200元优惠券

小初高全科辅导

学霸云集任您挑

学历真实可担保



与优秀大学生同行，激发孩子无限潜能



微信搜索公众号：365优教网

咨询热线：4000-711-365

YOUJ 优教

既是找老师，更是找榜样

家教老师全国招募中