

义务教育教科书



义务教育教科书

English 英语

(衔接三年级起点)

英语
(衔接三年级起点)
八年级上册

八年级上册

*It's fun!
It's easy!*



定价: 9.35元

河北教育出版社



河北教育出版社



绿色印刷产品

全国价格举报电话: 12315

义务教育教科书

English 英语

(衔接三年级起点)

八年级上册

[中 国] 河 北 教 育 出 版 社
[加 拿 大] DC 加 拿 大 国 际 交 流 中 心 合作编写



河北教育出版社

致 同 学

亲爱的同学们，新的学年开始了，欢迎大家继续使用这套《英语》教材！

本册《英语》教材供八年级上学期使用。

上个学期我们同詹妮、李明和丹尼一起沿古丝绸之路探寻了中国的古代文明；了解了中、加两国不同的校内外学习生活；探讨了关于季节和体育运动等内容。

翻开本册教材，我们会发现，教材引入了更为丰富、有趣的话题，例如：新的学期生活、学校课程、家庭及节日聚会、生活中的社区环境、交通工具的发展变化、个人兴趣爱好和自我认识等。通过学习这些内容，我们共同思索人生，一起成长。我是谁？我有哪些特点？我擅长做什么？将来的我可能从事什么职业？对这些问题，书中的主人公有时会和我们一样迷茫，也需要寻求他人的帮助。从他们的故事中，也许我们能看到自己的影子，并且会心一笑，学有所获。

随着我们语言知识的积累和技能的不断提高，教材的内容更加丰富，各种活动也更加多样化。从八年级开始，教材还提供了不同形式的单元项目（Project）。这些课题式的探究性活动，让英语学习变得更有意义并富有创造性，连同Let's Do It, Dig In, Learning Tip, Culture Tip等板块一起，为同学们提供了更多选择与知识链接。愿同学们在新学期中，积极参与各项活动，学习语言、感悟人生，并不断总结学习方法，形成良好的学习策略，保持英语学习的兴趣，不断提高自己的语言应用能力。

We learn to do by doing! 让我们一起在语言探索之旅中继续努力。



Contents



Units	Functions	Grammar
Unit 1 (P1~16) Me and My Class	Describing People	Simple Sentences
	Giving Suggestions	
Unit 2 (P17~32) My Favourite School Subject	Talking about Time	Present Perfect Tense
	Talking about Preferences	
Unit 3 (P33~48) Families Celebrate Together	Talking about Family Celebrations	Possessive Case
	Talking about Size	Adverbial Clause with “when”
Unit 4 (P49~64) My Neighbourhood	Talking about Neighbourhoods	Adverbial Clause with “because”
	Showing the Way	
Unit 5 (P65~80) My Future	Expressing Hopes and Wishes	Modal Verbs: might, would
		Comparative and Superlative Adjectives
Unit 6 (P81~96) Go with Transportation!	Possibility and Impossibility	Infinitives
Unit 7 (P97~112) Enjoy Your Hobby	Talking about Interests and Hobbies	Articles
Unit 8 (P113~128) Celebrating Me!	Expressing Encouragement	Reflexive Pronouns
	Making Evaluations	Object Complements
Pronunciation (P129~130) Vocabulary (P131~141) Structures and Expressions (P142~144) Irregular Verbs (P145~146) Grammar (P147~152)		

UNIT 1

Lessons 1 ~ 6

Me and My Class



We Will Learn

Functions

- ▶ Describing People
- ▶ Giving Suggestions

Grammar

- ▶ Simple Sentences

Structures

- ▶ He advised me to choose that one.
- ▶ I agree with you.
- ▶ She is kind and patient.

Lesson 1: Back to School



- How do you like the first day of a new term/school year?
- Do you have any new subjects? Do you think you will like them?

Yay! I am in Grade 8!

Li Ming: Hi Danny! How are you? How was your first day of Grade 8?

Danny: Great! I was happy to see my classmates after such a long holiday. I have two new classmates this term. One is Sandra and the other is Mary. We also have a new English teacher. Her name is Ms. Cox.

Li Ming: That's exciting! You always like to make new friends. Where are Sandra and Mary from?

Danny: I don't know. I wanted to talk to Sandra, but I didn't know how to begin.

Li Ming: Well, you can introduce yourself to her. You can also ask her questions.

Danny: Good idea, Li Ming! Thank you. What about you? How is Grade 8 for you?

Li Ming: Good. It's almost the same as Grade 7. We have a new subject this term — physics. It looks interesting. Tomorrow we will make a class picture, but I don't have any good recent pictures of myself.

Danny: You have a lot of good pictures, Li Ming. We took many on the Silk Road. I like the one of you on the camel.

Li Ming: Yes. I like those pictures, too. I will look for one. See you later!

Danny: See you! Good luck!




Let's Do It!

1 Read the lesson and answer the questions.

1. How many new classmates does Danny have? What are their names?
2. What advice does Li Ming give Danny on how to start a conversation with Sandra?
3. Li Ming has a new subject this year. What is it?
4. What will Li Ming do to prepare for his class tomorrow? Why?

2 Listen to the passage and tick the correct pictures.



3 Fill in the blanks with the words or phrase in the box.

ask give look for borrow

When you have trouble finding answers to questions on your own, there are a few things you can do. You can _____ your teacher or your classmates for help. You can also _____ books from the library. If you can't find the answers in a book, you can _____ the answers on the Internet. These days you can search the web for almost everything. You are sure to find a website that can _____ you the answers you need.

4 Work in pairs. Discuss the following questions: How do you like Grade 8? What is new this term? Are there any new students in your class? Do you have any new subjects?

Example:

I like Grade 8 very much. There are eight new students in my class! I have a new subject this year...



Lesson 2: Many Faces, One Picture



- Do you have a favourite photo? Why is it your favourite? Explain.
- What is a class picture?

Li Ming and Wang Mei are looking at their photos for the class picture.

Li Ming: That's a good picture of you, Wang Mei. You are wearing traditional clothes. You look like a dancer.

Wang Mei: Thank you, Li Ming. That's a picture of me from our Spring Festival show. Remember? You played the *erhu*, and I performed a dance. May I see your picture?



Li Ming: Sure. I have two pictures. Which one should I use? What do you think?

Wang Mei: Hmm... I like this one. You are wearing a red jacket and you are planting trees.

Li Ming: Danny likes the picture of me on the camel. He advised me to choose that one.

Wang Mei: I like the colour in the first picture, but it's up to you.

Li Ming: I agree with you. Thanks! Let's glue our pictures on the big paper. Then we can write some sentences to describe the pictures.



Hands-on Activity

Bring a photograph or drawing of yourself to school. Write three sentences about yourself on a piece of paper.

Here are some things you can write about:

- What is your name?
- How old are you?
- What are you wearing in the picture?
- What are you doing in the picture?

You and your classmates will glue your pictures and sentences to a big piece of paper. You will make a big picture of your class on the wall.

Hi! I'm Wang Mei. I'm 13 years old. I am wearing traditional clothes. I am dancing.



Let's Do It!

1 Listen and circle the correct answers.

1. Wang Mei was wearing (traditional/sports) clothes in her picture.
2. Wang Mei was (singing/dancing) in the picture.
3. Li Ming prepared (two/three) pictures for the class picture.
4. Li Ming chose a picture. In that picture, he was (planting a tree/riding a camel).

2 Complete the dialogue with the correct forms of the words or phrase in the box.

advise agree up to beside

Danny: Let's put your picture on the top right corner, Linda.

Linda: I want to put my picture _____ Jenny's.

Danny: OK. I will put my picture a little bit lower then.

Linda: Well, it's _____ you.

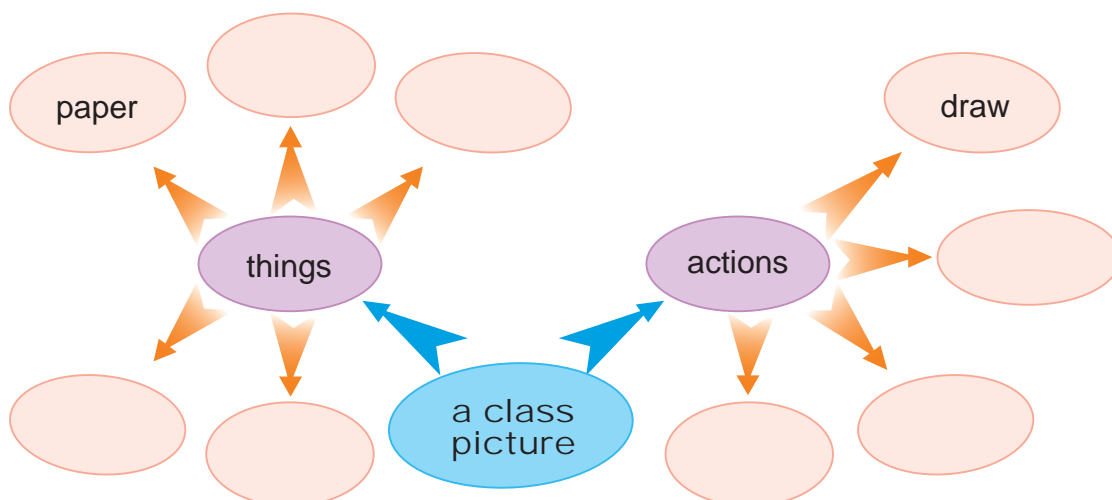
Danny: Linda, can you lend me your marker? Ms. Cox _____ us to write something under the picture.

Linda: Sure. Here you are. I really like our class picture. It looks so nice.

Danny: Yes, I _____.

Linda: Let's put it up on the wall.

3 Work in groups. Describe what you need when you make a class picture. What should you do to make it eye-catching? Fill in the mind map and discuss with your classmates.



Lesson 3: Getting to Know You!



- Is it easy to make new friends? Why or why not?
- What interests does your new friend have?

Ms. Cox: Boys and girls, please ask your classmates about their interests. Then write down their answers.



(Danny immediately goes to talk to Sandra, but he is a little nervous.)

Danny: Hello. My name is Danny. I'm a student here. Can I ask you some questions?

Sandra: Glad to meet you, Danny. Sure, go ahead!

Danny: Thanks! Let's see... what's my first question? Oh, yes. What is your name, Sandra?

Sandra: *(She laughs.)* My name is Sandra!

Danny: Oh! Let me write that down. What colour do you like, Sandra?

Sandra: I like green.

Danny: Really? Me too! What foods do you like to eat?

Sandra: I love to eat many different foods, but I like donuts best.

Danny: Me too! I also love grapes, apples, ice cream, pancakes, lemons, cake, pizza, hot dogs...

Sandra: What's your next question?

Danny: Hmm... What do you hate?

Sandra: I hate rain. I don't like Mondays, and I never wear purple clothes.

Danny: I don't like rain either. What do you like to do after school?

Sandra: I like to play the violin. I love music. I also like to go for walks.

Danny: What do you hate to do?

Sandra: I hate to comb my hair! Sometimes I hate to get out of bed early.

Danny: I have one more question. Do you like dinosaurs?

Sandra: Yes, I do!



Let's Do It!

1 Listen to Danny's report and circle the words in the chart.

All about Sandra			
She likes...	She doesn't like...	She likes to...	She hates to...
<ul style="list-style-type: none"> • green • red • foods • fruit • dinosaurs 	<ul style="list-style-type: none"> • rain • snow • Mondays • pink clothes • purple clothes 	<ul style="list-style-type: none"> • play the piano • play the violin • ride a bike • go for walks 	<ul style="list-style-type: none"> • set the table • comb her hair • get up early

2 Read the lesson and answer the questions.

1. What task did Ms. Cox give to the class?
2. How did Danny feel about the interview?
3. What questions did Danny ask Sandra?

3 Fill in the blanks with the words or phrase in the box.

hate glad go ahead either

1. A: Do you mind if I open the window?
B: No, _____.
2. I _____ going to the movie theatre alone.
3. A: I can't swim.
B: I can't swim _____.
4. After travelling all summer, I was _____ to come home.



PROJECT



LET'S MAKE A CHART!

Learn something new about your classmates. Talk to them! Here are some questions you can ask:

- What things do you like/hate?
- What do you like/hate to do?

Talk to three or four of your classmates. Write down their answers in a chart.

Names	What do they _____			
	Like?	Hate?	Like to do?	Hate to do?
Jenny				
Danny				
Brian				
Sandra				
Jane				

Lesson 4: Best Friends



- Who is your best friend? What do you like about him/her?
- Did you ever argue with your best friend? Why?



Patrick and Grant are best friends. They are like “two peas in a pod”. One day, the two best friends stopped talking to each other. Why? Grant wanted to copy Patrick’s homework. That way, he could spend more time playing basketball. But to his surprise, Patrick didn’t agree.

“No way! I can’t help you like that,” said Patrick.

“What a friend!” Grant said angrily.

Patrick felt awful. He said, “I won’t lend you my homework. Friends don’t help each other like that. That’s cheating!”

That afternoon, they parted and went their own ways. In the following days, they both felt bad.

A few days later, there was a school basketball game. Patrick went to the gym to watch it. Grant was there, too. At the end of the game, the two friends looked at each other.

Grant immediately came over and held out his hand. He wanted to say something, but he felt embarrassed. Patrick smiled and said, “Good friends don’t have to say sorry. They just know it. I want to be your friend, not your enemy.”

That day the two boys made a deal. They would do their own homework first and play basketball later.



Learning Tip

A simple sentence contains only one independent clause. Look at these:

Patrick didn’t agree. (Subject + Intransitive Verb)

The two boys made a deal. (Subject + Transitive Verb + Object)

Patrick felt awful. (Subject + Link Verb + Predicative)

I won’t lend you my homework. (Subject + Verb + Indirect Object + Direct Object)

Let's Do It!

1 Listen and number the sentences in the correct order.

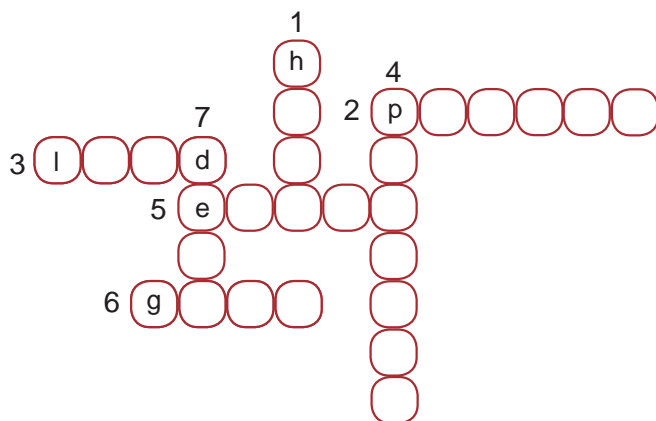
1. They parted and went their own ways.
2. They stopped talking to each other.
3. The two boys saw each other at the school gym.
4. Patrick and Grant are best friends. They are like "two peas in a pod".
5. They made a deal. They would do their homework first and play basketball later.

The correct order is: _____

2 Read the lesson and answer the questions.

1. What did Grant like to play after class?
2. Why did the two boys stop talking to each other?
3. What made the two boys become friends again?
4. What agreement did the two boys make?

3 Complete the clues and do the crossword.



ACROSS

2. We _____ at the airport with good wishes for each other.
3. My bike is broken. Can you _____ me yours?
5. A joke never gains an _____, but loses a friend.
6. Hi Danny! _____ to meet you!

DOWN

1. I _____ rainy days!
4. I find my new _____ class very difficult!
7. The NBA players refused to play. They were hoping for a better _____.

4 In your opinion, what makes a best friend? Collect some sayings about friendship and share them with your partners.

Example:

Only your real friends will tell you when your face is dirty.

Lesson 5: Meet Ms. Liu



- What is your teacher's name? What do you know about him/her?
- How do you feel when you talk in front of your class?

It's English class. Li Ming is standing at the front. He is ready to give his report to the class.



I talked to someone very special — our English teacher, Ms. Liu.

I feel lucky to have her as my English teacher. She learned English at a university in London, England. She started teaching seven years ago. She is knowledgeable, and her lessons are interesting. She encourages us to ask questions and discuss the answers with each other. She is kind and patient. After class, she is our good friend.

Ms. Liu has many interests. She likes to swim for exercise. She plays the piano, and she is a very good singer, too. What does Ms. Liu hate? Walking to school in January! It's cold in January. That's Ms. Liu. Thank you!



Learning Tip

My name is Yang Hui. I'm married. My husband is "Mr." Liu. You can call me "Ms." Yang or "Mrs." Liu. My daughter is single, so you can call her "Miss" or "Ms." Liu.



Let's Do It!

1 Listen and write true (T) or false (F).

1. Ms. Liu is a kind English teacher. ()
2. Three years ago, Ms. Liu began teaching. ()
3. Ms. Liu learned English in England. ()
4. The students are Ms. Liu's friends. ()
5. Ms. Liu is good at singing. ()

2 Read the lesson and fill in the chart.

Name	Job	Personality	Interests
Liu Mei			

3 Complete the passage with the correct forms of the given words.

piano enjoy discuss encourage patient knowledgeable

Ms. Liu is my favourite teacher. She is a beautiful lady, and there is always a smile on her face. She doesn't just give us the answers. She is _____ with us and gives us enough time to think in class. She _____ us to find the answers by ourselves. We often _____ things in groups and then give our report to the class. She is very _____ about English. Sometimes she plays nice music on the _____. The students all _____ her class.

4 Interview one of your teachers and tell a group of classmates about him or her. Then write a short passage.

Task tips:

You may use these expressions:

My favourite teacher is...

He/She likes... and hates...

His/Her favourite... is...



Lesson 6: Jenny's Week



- What do you like to do after school or on weekends/holidays?
- Do you like to watch movies? What is your favourite movie?

Date: September 10

Weather: No rain today, but cloudy, windy and cool.

Dear Diary,

Today Danny introduced us to his new friend, Sandra. We played football together after school. Steven and I were on one team, and Sandra and Danny were on the other. It was a fair competition. The score was four to three. We lost. I hate to lose. I like winning!

Last Saturday, my mother bought a pair of jeans for me. She and I love to shop for clothes! She also bought me a purple blouse. I wore my new clothes to school on Monday. Everyone liked them.

In English class this morning, we talked to our classmates. I had the pleasure of talking to Mary — a girl from Hong Kong. Her English is very good. She invited me to go to the movies with her next Sunday. Mary's parents work in a local restaurant. After the movie, we will have supper there.

On Wednesday, my cousin Brian is arriving from the U.K. He will stay with my family for the next two years.

Time for bed!



Let's Do It!

1 Listen and tick the correct answers.

- Jenny's team _____ the football game.
☐ won ☐ lost
- Last Saturday, Jenny's mother bought her _____.
☐ a pair of pants and a blue dress ☐ a pair of jeans and a purple blouse
- In English class, Jenny talked to a girl from _____.
☐ Hong Kong ☐ the U.K.
- Jenny will go to _____ with Mary next Sunday.
☐ buy some new clothes ☐ watch a movie
- Jenny's cousin Brian will stay in Canada for _____.
☐ one year ☐ two years

2 Read the lesson and answer the questions.

- What did Jenny do after school today?
- Who was on the same team as Danny?
- Which team won the game? What was the score?
- What will Jenny do next Sunday?
- Who will come from the U.K. to stay with Jenny's family?

3 Read the passage and fill in the blanks with the words in the box.

sports local pleasure restaurant

Hello everyone. My name is Mary. It's my _____ to talk to you. I moved here from Hong Kong with my parents. My parents and I like reading the _____ newspaper. My parents got jobs in a _____ by reading an ad in the paper. I often read the _____ news. Football is my favourite sport.

4 Write a letter to a friend. Tell him or her something about your first two weeks of school.

Task tips: You can talk about your subjects, teachers, classmates or classrooms. Maybe you can tell a funny story!



Unit Review

Building Your Vocabulary

I. Match each definition with the correct word from this unit.

deal	•
pleasure	•
glue	•
immediately	•
discuss	•

•	at once
•	talk about something with somebody
•	joy, happiness
•	something we can use to join things together
•	agreement

II. Complete the sentences with the correct forms of the words above.

1. Put the poster on the wall. Be careful. Don't get the _____ everywhere.
2. A: Would you like to come and have lunch on Sunday?
B: With _____. I'd love to come.
3. My school is planning a trip to the U.S. I _____ the trip with my parents last night.
4. I heard the question, but I couldn't give the answer _____.
5. Let's make a _____ to send a letter to each other in English every week.

Grammar in Use

Make sentences using the information given.

like our English teacher We → We like our English teacher.

are singing and dancing The students → _____

a new book bought me My father → _____

to her friend Peggy the ball passed → _____

You so young and cute look → _____

Listening and Speaking

I. Listen to the passage and answer the questions.

1. What kind of person is Da Zhi?

2. What did they play in P.E. class?
3. What happened in P.E. class?

II. Listen and repeat.

1. She is kind and patient.
2. They are like “two peas in a pod”.
3. I was happy to see my classmates after such a long holiday.

III. Talk to your partner about your likes and dislikes. Complete the chart.

Topic	I like.../I like to...	I hate.../I hate to...
clothes		
songs		
sports		
seasons		
...		

Putting It All Together

I. Read the passage and write true (T) or false (F).



We Love Our Class

I have some pictures of our class. Look at this one! Sandra, Jenny and the others are wearing nice clothes. Look at Danny. He is wearing a yellow cotton shirt. He looks very happy. Danny and Sandra are good friends now. Danny isn't scared to talk to her anymore.

Our class enjoys playing badminton and basketball together. We don't always have the same classes at the same time. Each of us is different. We have different likes and dislikes.

We really like our teacher, Ms. Cox. She teaches us English. She dresses very nicely and treats each student fairly. We all love her! Our class is like a big family.

- | | |
|--|--------|
| 1. This is a picture of Jenny's family. | () |
| 2. Danny is wearing a yellow coat in the picture. | () |
| 3. Sandra is scared to talk to Danny. | () |
| 4. Danny, Sandra and Jenny have the same likes and dislikes. | () |
| 5. Ms. Liu is not in the picture. | () |

II. Write a short passage about your favourite picture of your class.

Self-Evaluation

Find more examples from this unit. Then mark your stars.

I. Describing People

She is kind and patient.

I can describe people in English.



II. Giving Suggestions

I have two pictures. Which one should I use?

I like this one. You are wearing a red jacket and you are planting trees.

I know how to give suggestions to others.



III. Simple Sentences

We lost.

Her English is very good.

She also bought me a purple blouse.

I know simple sentences in English.



Friendship Is Like the Breeze

Friendship is like the breeze,
You can't smell it, taste it,
Or know when it's coming.
But you'll always feel it,
And you'll always know it's there.

It may come and then go,
In your heart you will know,
It will always come back.



UNIT 2

Lessons 7 ~ 12

My Favourite School Subject



We Will Learn

Functions

- ▶ Talking about Time
- ▶ Talking about Preferences

Grammar

- ▶ Present Perfect Tense

Structures

- ▶ Art is fun for everyone.
- ▶ What time is it?
- ▶ Class will start in two minutes!
- ▶ It's a quarter after three.

Lesson 7: Don't Be Late for Class!



- How many subjects do you study? What are they?
- What subjects are you good at?

Brian: Hi Jenny! What class did you just have?

Jenny: I had geography. What class do you have next?

Brian: I have art. It's my favourite. I have painted six pictures this week!

Jenny: I hope to see them sometime. I have seen some of your paintings. They're beautiful! I like art too, but I'm not very good at it. I'm not going to be a painter in the future!

Brian: I've told you many times, Jenny. Art is fun for everyone. You don't need to be good at it.

Jenny: (*She laughs.*) You're right, Brian. Art is fun, and I like our art teacher. She has taught us a lot. I am much better at art this year.

Brian: When do you have art, Jenny?

Jenny: (*She looks at her timetable.*) I have art on Tuesdays.

Brian: What class do you have now?

Jenny: I have music class. It's one of my favourites! I love to sing. What time is it, please?

Brian: (*He looks at his watch.*) Oh no! It's 2:13! Class will start in two minutes!

Jenny: Hurry, Brian! We don't want to be late for class!

Brian: OK! See you after school!

Jenny: See you later, Brian!



Learning Tip

What time does this clock say?

2:13 — two thirteen/thirteen after two/thirteen past two

3:15 — a quarter after three/a quarter past three/three fifteen

3:30 — half past three/three thirty

3:45 — a quarter to four/three forty-five



Let's Do It!

1 Read the lesson and answer the questions.

1. What is Brian's favourite subject?
2. How many pictures has Brian painted this week?
3. What does Jenny think of Brian's paintings?
4. How is Jenny at art this year?

2 Fill in the blanks with the correct forms of the given words.

1. Nobody wants _____ (be) late for school.
2. One of my favourite _____ (subject) is physics.
3. I _____ (see) this movie three times this month.

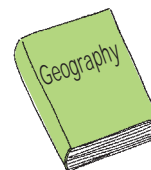

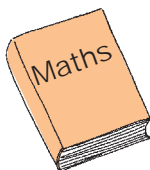
3 Listen to the dialogue and match the people with their favourite subjects.

Jack

Kathy

Nick

Tom



4 Work in groups. Fill in your class timetable and discuss it with each other. Then present it to the whole class.

Task tips: How many classes are there? What classes do you like and what classes don't you like? Why or why not? What's your favourite class?

Time \ Day	Monday	Tuesday	Wednesday	Thursday	Friday

Lesson 8: E-mail Helps!



- Do you like to write e-mails or letters in English?
- Do your classmates help each other in class? How?

From: danny@compmail.ca

To: liming@net.cn

Subject: P.E.

Date: 15/09 6:59 p.m.

Hi Li Ming,

I have a lot of homework this year! All of our teachers make us study very, very hard. I am very tired.

Some of my classes are a lot of fun. My favourite class is physical education (P.E.). Yesterday in P.E. class, I put Brian's shorts on my head and his runners on my hands. Everyone laughed except the teacher. "That's not funny, Danny," he said. But I saw him smile.

Time for supper! Write to me soon!

Danny



From: liming@net.cn

To: danny@compmail.ca

Subject: English and Maths

Date: 16/09 6:15 p.m.

Dear Danny,

I have written three e-mails in English today. Our English teacher told us to use English every day. It is the best way to learn the language. You have helped me a lot.

Ms. Liu gives us lots of interesting projects in English class. This week, we are talking about our favourite subjects in school. I like English best. I also like maths. My friend Wang Mei is very good at maths. She has helped me with my maths homework a lot. We will have a maths exam this Friday. We are going to study together tonight.

Your friend,

Li Ming

Let's Do It!

1 Read the lesson and write true (T) or false (F).

1. Danny's favourite subject is P.E. ()
2. The teacher was very angry with Danny. ()
3. Li Ming's favourite subject is English. ()
4. Li Ming hates maths. ()
5. Wang Mei has helped Li Ming with his maths a lot. ()

2 Listen to the passage and fill in the blanks.

Zhao Fei is in Grade _____ this year. Her favourite subject is _____. She _____ it a lot every day. The teacher says it's the _____ way to learn a language well. She has a pen pal in _____ named Lucy. They have _____ each other many e-mails. Zhao Fei helps Lucy with her _____. They write to each other in both languages.

3 Write the past participles of the verbs below. Then group them.

study tell help write see know say smile put laugh
play teach close talk listen walk run make

regular verbs

study - studied

irregular verbs

tell - told

4 Work in groups and discuss what good methods you use to study your subjects. Then present your ideas to the class.

Example:

English: I like English best. I write e-mails in English every week.

Maths: _____

Chinese: _____

Lesson 9: I Don't Want to Miss Geography!



- What's your favourite subject? Why?
- What's the most interesting thing about your favourite subject?

Wang Mei: I haven't seen you since Tuesday, Li Lin. What's the matter?

Li Lin: I have been sick for two days. I had to miss school.

Wang Mei: Oh, poor Li Lin. How are you today? Are you OK?

Li Lin: Yes. I'm fine today, but I still have a cough. The doctor asked me to rest at home this week. I came to school because I didn't want to miss my favourite class.

Wang Mei: What is your favourite class?

Li Lin: Geography. We learn about famous mountains and rivers in geography. I'd love to visit them in the future. I like physics, too. I have geography today and physics tomorrow.



Wang Mei: Good for you. I also like geography, but physics is a headache for me. I don't understand it at all.

Li Lin: It seems hard, but don't worry. I can help you. We can do our homework together.

Wang Mei: That's very kind of you, Li Lin. What time is convenient for you?

Li Lin: How about every Thursday after school from 7:00 to 8:30?

Wang Mei: OK. It's a date.

Let's Do It!

1 What are Wang Mei and Li Lin talking about? Listen and tick the correct answers.

- ☐ They are talking about Li Lin's health.
- ☐ They are talking about Li Lin's favourite subject.
- ☐ They are talking about helping each other in their studies.
- ☐ They are talking about some school activities.

2 Read the lesson and fill in the blanks.

1. Wang Mei hasn't seen Li Lin since _____.
2. Li Lin has been ill for _____ days. She had to _____ school.
3. The doctor asked Li Lin to _____ at home this week.
4. Li Lin's favourite subject is _____.
5. Li Lin can help Wang Mei with her _____.

3 Read the lesson again and answer the questions.

1. How is Li Lin today?
2. What does Wang Mei think of physics?
3. What advice does Li Lin give to Wang Mei about physics?
4. When will Li Lin and Wang Mei do their homework together?

4 Liu Yi is a busy teacher. Look at her schedule and write about her day. Then present it to the class.

6:00	get up	6:40	have breakfast
7:10	go to work	12:00	have lunch
13:00	begin work	16:15	mark students' homework
18:30	end work	19:00	have supper
19:30	watch TV	21:45	go to sleep

Example:

It's 6 o'clock. It's time for Liu Yi to get up.



Lesson 10: Looking for Lisa



- Is there a library in your school? What can you do there?
- Is it important to be on time? Why?

Jenny and Bill meet at 3 o'clock to work on their project. They are in the library. Jenny is on the computer.

Jenny: Look, Bill. I have downloaded some more pictures of Beijing.

Bill: Good work, Jenny! We have lots of photos for our talk now. Have you found any Chinese music?

Jenny: Yes, I have. The librarian helped me find some.

Bill: That's great!

(Suddenly the door opens. Danny rushes into the library with a basketball in his hand. He is wearing shorts and a T-shirt.)

Danny: *(He shouts loudly.)* Is Lisa here? Lisa! Lisa! Are you here?

Jenny: Danny, be quiet! Lisa is not here.

Librarian: No noise, please!

Danny: *(He whispers.)* Oops! Sorry. Lisa and I are going to work on our basketball project together. I told her to meet me at a quarter to three. What's the time, Jenny?

Jenny: *(She looks at her watch.)* It's a quarter after three.

Danny: She's half an hour late! I have looked for her everywhere — in the classroom, in the office, and now in the library. Where is she?

Bill: Relax, Danny! Have you looked in the gym?

Danny: No, I haven't. Maybe she's there!

Bill and Jenny: *(They laugh.)* Yes. Maybe she is. See you tomorrow, Danny.



People read or borrow books in a library.



Let's Do It!

1 Read the lesson and answer the questions.

1. What time did Jenny and Bill meet to work on their project?
2. What did the librarian help Jenny find?
3. What time did Danny tell Lisa to meet him?
4. Where has Danny looked for Lisa?

2 Write out the time using words.

12:00

12:05

12:15

12:30

12:45

3 Complete the dialogue.

Li Ming is in the library. He is borrowing a book.

Librarian: _____

Li Ming: Yes, please. I want to borrow *Harry Potter*.

Librarian: Let me see. Here you are.

Li Ming: _____

Librarian: For two weeks.

Li Ming: But I can't finish it in two weeks.

Librarian: _____

Li Ming: Thanks. I will try to finish it on time.

Librarian: No, you can't. You must keep it clean.

Li Ming: All right. I understand. Thank you.

- A. Can I help you?
- B. Then you must come back and renew it.
- C. How long can I keep it?
- D. Can I write on the book?

4 Work in pairs. Make an appointment with your partner. Make up a dialogue and act it out.

Example:

A: Would you like to go to the library with me?

B: Sure. When will we meet?

A: How about 3:40?

B: OK. Let's meet at the front door.



Lesson 11: Lily Learns about China!



- Have you learned about other countries in school? Which one is the most interesting?
- What foreign holidays do you know about?



I like learning about China.

I'm Lily. My family has lived in Canada for six years. I am a good student in school. I'm good at maths and science, but my favourite subject is social studies. It's so interesting! We learn about different countries of the world.

Recently, my class has learned about China. Our teacher once worked in southern China. He showed us some pictures of different places in China. They are so beautiful. I also learned about Chinese culture and festivals. I like Children's Day best. We have Mother's Day and Father's Day here but no

Children's Day. Do we need one? I think so. Now I want to travel to China. I love being a tourist and seeing new things!

A few days ago, our teacher took us to a Chinese grocery store and a Chinese restaurant. The grocery store had many traditional foods, but I didn't know any of them. The Chinese restaurant was great! I love Chinese food. There are many Chinese restaurants in our city. The name of my favourite restaurant is Beijing Beijing Peking House. That's a funny name!

I would like to learn more about China in the future.

Culture Tip



In North America, Mother's Day is the second Sunday of May. Father's Day is the third Sunday of June. On Mother's Day and Father's Day, children say thank you to their parents.

Let's Do It!

1 Read the lesson and fill in the blanks.

Lily's favourite subject is _____. She likes it because she learns a lot about _____ countries of the world. Her class has learned about Chinese _____ and _____. Now she wants to _____ to China. She loves being a _____ and seeing _____.

2 Listen to the passage and write true (T) or false (F).

1. Monkey Hill is the name of a restaurant. ()
2. Kelly's favourite restaurant has delicious monkey food. ()
3. Kelly likes to order chicken at her favourite restaurant. ()
4. Kelly's parents cook the best beef in the world. ()
5. Kelly wants to have her own restaurant in the future. ()

3 Fill in the blanks with the correct forms of the words in the box.

fun child south tour

1. Every year, large numbers of _____ visit Hainan.
2. Tom is a _____ boy. He often makes us laugh.
3. Mr. and Mrs. Green have three _____: one daughter and two sons.
4. Guangzhou is in the _____ part of China. It's very hot there in summer.

PROJECT



SHOW US YOUR FAVOURITE SUBJECT

Find some classmates who like the same subject as you. Together show the class why it's your favourite subject. Here are some things you can do:

- Do you like maths? Talk about jobs that use maths.
- Do you like English? Read a story or a poem.
- Do you like P.E.? Show how to play your favourite sport.
- Do you like art? Present some of the things you have made in your art class. Talk about your artwork.



Lesson 12: Karen's Hair Stood Up!



- Have you done anything interesting this week?
- What have you done in your favourite class?

Dear Diary,

I have been in Canada for two weeks. I miss everyone at home! But I am also happy to be here. I am living at my aunt's house. I have made many new friends.

My cousin Jenny and I are in the same class. Today at school, we talked to the class about our favourite subjects.

My group talked about art. We each brought a painting to class. Mine was a picture of the ocean. It had birds, clouds, a boat and the sun on it. Last summer, my family took a trip to the beach. The picture always reminds me of that holiday.

Jenny and Bill were next. Their favourite subject was social studies. Bill showed us many photos of Beijing. Jenny played some Chinese music. She also read some letters and e-mails from her friends in China.

Karen and Jack showed us some physics. Jack put very small tea leaves on the desk. Then Karen combed her hair ten times very quickly. She has long hair! She put the comb beside the tea leaves. The leaves jumped to the comb! She also made her hair stand up with the comb. Everyone was very surprised.

Finally, Danny and Lisa presented their favourite subject — P.E. We went to the gym. Danny played basketball, and Lisa showed us some exercises. We had a good discussion about how to stay healthy.

Time for bed!



Let's Do It!

1 Read Brian's diary and fill in the chart.

Name	Favourite subject	What did they present?
Brian's group		
Jenny and Bill		
Karen and Jack		
Danny and Lisa		

2 Listen to the statements and match the names with the pictures.

Andy

William

Zhang Qiang

Zhao Hui

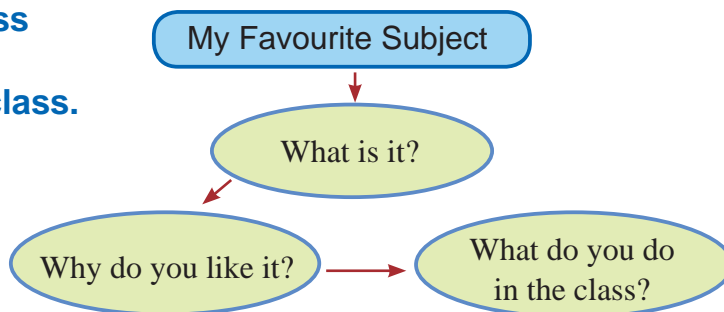


3 Fill in the blanks with the words in the box.

discussion surprised finally mine

1. Your schoolbag is new, but _____ is old.
2. All of the students are interested in the _____. They are talking to each other.
3. Tom got up late this morning. He had breakfast quickly and hurried to school. _____ he got to school on time.
4. Everyone was _____ when Jim worked out the difficult maths problem.

4 Work in groups. Discuss your favourite subject. Then present it to the class.



Unit Review

Building Your Vocabulary

I. Fill in the blanks with the correct words. The first letter is given.

1. Thanksgiving is a t_____ holiday in the U.S. and Canada.
2. They had a good d_____ about yesterday's basketball game.
3. Jim is a friend of m_____. We often help each other.
4. The baby is sleeping. Please don't make so much n_____.

II. Complete the passage with the correct words or phrases.

Mr. Lee works hard. He never gets up late in the morning. He is never _____ work. He leaves home at 8:50 every day _____ on weekends. He usually gets to his office at 9:15. When he was young, he _____ hard at school, and his favourite _____ was computer science. Now he does very well in his field. He _____ to be the CEO of a big computer company someday.

Grammar in Use

I. Write the past tense and past participle of the following verbs.

help _____	paint _____
use _____	give _____
carry _____	put _____
make _____	find _____
read _____	buy _____

II. Fill in the blanks with the given verbs in their correct tenses.

1. They _____ (study) at this school for two years.
2. My mother _____ (tell) me the story before.
3. I _____ (not see) my English-speaking friends for a long time.
I miss them.
4. Ms. Wang _____ (teach) us English for two years.
5. Jim _____ (not write) a letter to his friend because he has been busy lately.
6. Steven _____ (be) sick since last Sunday. He needs to see the doctor.

Listening and Speaking

I. Listen to the dialogues and tick the correct answers.

- | | | |
|---|--|--|
| 1. <input type="checkbox"/> Seven. | <input type="checkbox"/> Nine. | <input type="checkbox"/> Ten. |
| 2. <input type="checkbox"/> In the lab. | <input type="checkbox"/> In the library. | <input type="checkbox"/> In the classroom. |
| 3. <input type="checkbox"/> Twice. | <input type="checkbox"/> Three times. | <input type="checkbox"/> Every day. |

II. Listen and repeat.

1. A: What time is it, please? B: Oh no! It's 2:13!
2. I'm good at maths and science, but my favourite subject is social studies.
3. There are many Chinese restaurants in our city.

III. Complete the following dialogue. Then act it out.

Li Ming: May I go to the movies, Mum?

Mrs. Li: Movies again?! _____

Li Ming: Yes. I have finished all my homework.

Mrs. Li: What's the name of the movie?

Li Ming: *Kung Fu Panda*.

Mrs. Li: Oh, Li Ming. Haven't you seen it already?

Li Ming: _____. Actually I have seen it twice. It's my favourite cartoon!

Mrs. Li: OK. You may go, then.

Li Ming: Great, Mum! Thanks.

Putting It All Together

I. Read the passage and answer the questions.

My Favourite Subjects

- ☐ Hello! My name is Li Ping. I live in Qingdao, a city in northern China.
- ☐ I think it's a beautiful city, and I love it a lot. I hope that you will visit it
- ☐ sometime in the future.
- ☐ I'm in Grade 8 this year. I have a lot of subjects at school, such as Chinese,
- ☐ maths, English, music, P.E. and art. Of all the subjects, I like English best
- ☐ because it's so useful and interesting. It's very important for us. I like reading
- ☐ books, too. I often borrow books from the school library. The librarians are
- ☐ very kind. They are always smiling.
- ☐ I have a few Canadian friends. We often talk and write e-mails in English.
- ☐ Oh! I forgot to tell you about physics, a new subject. I think it's very
- ☐ interesting. All my friends like it, except Wang Lei. She is not good at it, but
- ☐ maybe I can help her. What are your favourite school subjects? Can you tell
- ☐ me something about them?

1. Where does Li Ping live?
2. What subject does Li Ping like best?
3. What subject is Wang Lei not good at?

II. Write a short passage about your favourite subject and present it to the class.

Self-Evaluation

Find more examples from this unit. Then mark your stars.

I. Talking about Time

What's the time, Jenny?

It's a quarter after three.

I can talk about time in English.



III. Present Perfect Tense

I have painted six pictures this week!

I can use and communicate with the present perfect tense properly.



II. Talking about Preferences

I have art. It's my favourite.

I know how to talk about my preferences.



Tick-tock

(clap clap) (snap snap)
 See the time? TICK-TOCK!
 On the clock. TICK-TOCK!
 Time for lunch? TICK-TOCK!
 No, not yet! TICK-TOCK!

(clap clap) (snap snap)
 Oh? Then when? TICK-TOCK!
 Half an hour. TICK-TOCK!
 What time will that be? TICK-TOCK!
 Quarter to three. TICK-TOCK!

UNIT 3

Lessons 13 ~ 18

Families Celebrate Together



We Will Learn

Functions

- ▶ Talking about Family Celebrations
- ▶ Talking about Size

Grammar

- ▶ Possessive Case
- ▶ Adverbial Clause with "when"

Structures

- ▶ We will eat moon cakes and fruit during the festival.
- ▶ What size does your friend wear?
- ▶ I think he's the same size as Brian.

Lesson 13: I Love Autumn



- What Chinese festivals are in autumn?
- Do you know of any autumn festivals in other countries?

Hello Jenny,

I love fall! We will celebrate Mid-Autumn Festival this week. In the lunar calendar, it's on August 15. The moon is round and bright. We will watch the moon that night and look for *Chang'e*. When I was a little boy, my grandma told me the story of *Chang'e*. In the story, a beautiful lady named *Chang'e* lives on the moon. We will eat moon cakes and fruit during the festival. They're delicious!

National Day is also in autumn. It's on October 1. We will have a seven-day holiday! We will do many things together. I like going to the National Day celebration.

The best thing about autumn, however, is my birthday. I will be thirteen years old this year!

How about you, Jenny? Do you celebrate any festivals in autumn?

Goodbye for now!

Li Ming

Dear Li Ming,

Thank you for the e-mail! I love autumn, too. In Canada, we also have a holiday in autumn — Thanksgiving. Families always celebrate Thanksgiving together. I will go to my grandparents' home. All of my uncles, aunts and cousins will be there, too. We will have a big dinner!

The Canadian Thanksgiving is on the second Monday of October. In the U.S. they celebrate Thanksgiving on the fourth Thursday of November.

Have fun on your birthday, Li Ming!

Your friend,

Jenny

What would Li Ming like for his birthday? I wonder...



Let's Do It!


1 Read the lesson and answer the questions.

1. What will Li Ming's family do on the night of the Mid-Autumn Festival?
2. Where will Jenny go on Thanksgiving Day?
3. When is Canadian Thanksgiving?
4. Why do Li Ming and Jenny like autumn?


2 Listen to the dialogues and tick the correct answers or pictures.

1. When did the girl visit her grandparents?

☐ On National Day.
 ☐ On Mid-Autumn Day.
 ☐ On Thanksgiving Day.
2. What do people usually eat on that day?



3. What do people usually do that evening?



PROJECT



CHART OF FAMILY CELEBRATIONS IN CHINA AND CANADA

How do families celebrate in Canada? How do we celebrate in China?
 Make a chart with two big circles. In one circle, write the things that families do in Canada. In the other circle, write the things that families do in China. In the middle, write the things that families do in both countries. You can compare the dates, the foods and the activities.

Write the things that are different about China here.

Write the things that are the same about China and Canada in the middle.

Write the things that are different about Canada here.

Lesson 14: Happy Memories



- What was your last family gathering?
- Do you still remember that gathering well? Why or why not?

Family celebrations, such as holidays and birthday parties, are always a lot of fun. When family members get together, they talk and laugh. They often talk about today, the past or the future.

Here are some ideas to help you save your memories:



It's never too late to start an album of family photos. You can ask family members to choose some photos from their collections. When you all get together, you can make a slide show. People always enjoy looking at old pictures.



Cameras are useful for recording videos of the family. Everyone can make a video from their own point of view. Videos are lively. They help you remember happy times.

It's fun to make a family tree. Write the names, birth dates and hobbies of different family members. You can use photos, too. You can also write their interesting stories on the family tree.


When there is a new family member — for example, a new baby — don't forget to add him or her to the family tree.



If you can't attend a family celebration, don't worry about it. You can write everyone a letter or an e-mail, or you can call them. You can even talk to your family members face to face over the Internet. Never forget to stay in touch with your family.

Let's Do It!

1 Listen to the statements and number the pictures.



()



()



()

2 Read the lesson and match the people with their main ideas.



record a video of the family



make a family tree



collect family photos

3 Complete the dialogue with the correct forms of the words in the box. Then make your own dialogue with these words.

attend collection hobby lively record

A: Did you bring your photo album?

B: Sorry, I didn't. But I brought some photos from my _____.

A: OK. Let me look at them. This one is _____. Were you at a sports meet?

B: Yes. My father took the picture for me. His _____ is taking photos. He always _____ my school events and volunteers to take photos.

A: That's great! Taking photos is a good way to _____ good times.

4 Work in pairs. Suppose you are going to attend an important event. What would you do to keep the memory? Discuss it with your partner and write a short passage.

Lesson 15: A Present for Li Ming



- Have you ever bought a present for a friend?
- What do you consider when you shop for clothing?

Jenny wants to buy a present for Li Ming's birthday. She and Brian go into a clothing store.

Clerk: What can I do for you?

Jenny: I'm looking for a birthday present for my friend, Li Ming. He lives in China.

Clerk: Would he like a new jacket for his birthday? What size does your friend wear?

Jenny: I think he's the same size as Brian.

Clerk: *(He gives Brian a yellow jacket.)* Try on this jacket, please. Does it fit?

Brian: *(He tries on the jacket.)* No, this jacket is too small. Do you have any other sizes?

Jenny: I don't think Li Ming would like that jacket anyway. Do you have any other styles?

Clerk: *(He gets another jacket.)* Yes, we do.



Brian: *(He tries on the bright green jacket.)*
Would Li Ming like this one, Jenny?

Jenny: No! Li Ming hates bright green. I don't like the colour, but I like the style.

Clerk: We have other colours. We have purple, red and blue. What colour do you want?

Jenny: Red is Li Ming's favourite colour. We'll buy a red one.



Learning Tip

The clerk can greet people like this:

- What can I do for you?
- May/Can I help you?
- Is there anything I can do for you?

Let's Do It!

1 Read the lesson and write true (T) or false (F).

1. Jenny is looking for a birthday present for Li Ming. ()
2. Jenny thinks about the size, colour and style when she buys the present. ()
3. Brian is the same size as Li Ming. ()
4. Li Ming's favourite colour is bright green. ()
5. Jenny doesn't find a present for Li Ming in the end. ()

2 Listen to the dialogues and tick the correct answers.

1. _____ birthday is on Sunday.
☐ The girl's mum's ☐ The girl's friend's ☐ The girl's cousin's
2. The jacket is _____.
☐ just right ☐ too small ☐ too big
3. The girl will buy a _____ skirt.
☐ red ☐ green ☐ purple

3 Match the words with the correct meanings.

present	an exact measurement
clothing	the shape or kind of something
size	be the right size and shape for somebody or something
fit	something you give to or get from somebody
style	things you wear

- ### 4 Work in pairs. Pretend you want to buy something for your mother's or your father's birthday. You are in a shop talking to a clerk about what to buy. What will you buy? Why? Make up a dialogue with your partner. Then act it out.



Lesson 16: Happy Thanksgiving!



- Do you always celebrate holidays with your whole family?
- Why do families like to celebrate holidays together?

On Thanksgiving Day, Jenny went to her grandparents' house with her mother, father, sister, brother and Brian. When they arrived, her grandfather opened the door.

"Hello everyone," he said. "Happy Thanksgiving! Let me give you a big hug. It's good to see you!"

Jenny and Brian went into the kitchen. Their grandmother was cooking the turkey for the Thanksgiving dinner.

"Hi Grandma," said Brian. He hugged her. "Are my cousins coming tonight?"

"No, not tonight," said Grandma. "They're here now!"

Brian went to say hi to his cousins. "Hi! Nice to finally meet you!"



At dinner, everyone gave thanks.

"I'd like to give thanks to Grandma and Grandpa for this lovely meal. Thanks to Jenny for all of her help, and thanks to all of you for welcoming me. When I first came here, everything was different. I felt nervous. But with all your help I feel at home now," said Brian.

As usual, the family gathering was exciting. It was a fun and lively evening with a big meal, delicious desserts, lots of games and good conversation. Then everyone stood together for a family photo.

Everyone enjoyed this special holiday.

Let's Do It!

1 Read the lesson and fill in the blanks. The first letter is given.

Jenny's family gathers at Grandma and Grandpa's house on Thanksgiving Day. Brian is with the family, too. He felt n_____ when he first came here, but Jenny's family helped him a lot. Now he feels at home. He thanks Grandma and Grandpa for the l_____ meal. He thanks Jenny for all of her help. He also thanks everyone for w_____ him.

The family gathering is e_____. It is a fun and lively evening with a big meal, d_____ desserts, lots of games and good c_____. At the end, they take a family photo.

2 Listen to the song and fill in the blanks.

Celebrate!

Celebrate! Celebrate!
Let's all get together!
Celebrate your _____
Tonight, tonight, tonight!
_____ and candles,
_____ and friends,
Celebrate tonight!

Celebrate! Celebrate!
Let's all get together!
Celebrate _____
Tonight, tonight, tonight!
Feast of _____,
With _____ and friends,
Celebrate tonight!

3 Thanksgiving Day is a time for people to express their gratitude for their friends and family. Read the following messages.

Thanks so much for always being there and supporting me.

You are the most special person in my life. Thank you for being my friend, guide and much more.

On this Thanksgiving Day, I wish to say thank you for loving me and caring for me.

You are the best parents. Thanks for listening to me and trying to understand me.

Suppose you are celebrating Thanksgiving. What would you say to your parents or friends?

Lesson 17: Presents from Canada!



- Have you ever sent a birthday card?
- What do people usually write in birthday cards?



Jenny and Danny are making birthday cards for Li Ming. They are going to send the cards and presents to China. Brian is helping them.

“May I see your card, Jenny?” asks Brian. Jenny passes him her card. Brian reads, “Happy Birthday, Li Ming! From your friend, Jenny.”

“What did you write in yours, Danny?” asks Jenny. “Happy Birthday to my best Chinese friend, Li Ming. Best wishes to you on your thirteenth birthday. Remember me when you wear my gift! Your friend, Danny.”

Danny and Jenny put the presents and cards into a box. Brian closes the box with tape. “There!” he says. “Now we can post it!”

“Not yet!” says Danny. He writes Li Ming’s address on the top of the box. “There! All ready!”

“Wait! We need stamps!” says Jenny. She goes to look for stamps, but she has no luck. “Come on. Let’s go to the post office. We can get some stamps there, and then mail Li Ming’s present.”

Oh, no! It’s one of those words again! Jenny mails things, but you post them, Brian!



They mean the same thing. Come on, let’s go to the post office.

Let's Do It!

1 Listen and tick the sentences that DO NOT belong.

- ☐ Brian makes a birthday cake for Li Ming.
- ☐ They send Li Ming their birthday presents and cards.
- ☐ They put the presents and the cards in a box.
- ☐ They write Li Ming's address on the box and close it with tape.
- ☐ Jenny finds some stamps and glues them on the box.


2 Read the lesson and answer the questions.

1. What does Jenny write in Li Ming's card?
2. How old is Li Ming?
3. What does the sentence "but she has no luck" mean?
4. Where do they go to get some stamps?

3 Match the words with the correct meanings.

wish	the place where somebody lives or works
tape	a long, thin and sticky piece of material or paper
address	things that happen to you, but that you can't control
stamp	something you want
luck	a small piece of paper that you put on a letter

4 Make a birthday card for one of your classmates. Tell him or her why he or she is a special person. Don't forget to make the card beautiful.



Lesson 18: Li Ming's Birthday



- Have you ever received an interesting gift?
- How do you usually celebrate your birthday?

October 12

Dear Jenny and Danny,

Many thanks for the presents! The postman brought them to me yesterday.

I love the jacket, Jenny. The style is in fashion here in China, and red is my favourite colour! You remembered! The jacket fits me very well. How did you know my size?

Danny, I also love the cap. I laughed and laughed when I saw it. It looks like your cap! I will think of you when I wear it.

My mother and father held a party for my birthday! They invited my friends, cousins, grandparents, uncles and aunts. We ate noodles.

My mother bought some balloons. She also bought a delicious birthday cake. When it was time for dessert, she turned off the lights, and my father carried the cake into the room. There were thirteen candles on it. I made a wish. Then I took a deep breath and blew out the candles immediately.

I was so happy!

Your friend,

Li Ming



Culture Tip



In China, eating long noodles means you will live a long life. Chinese people usually eat noodles on their birthdays.

Let's Do It!

1 Read the lesson and write true (T) or false (F).

1. Li Ming's mother picked up the presents from the post office. ()
2. The jacket fits Li Ming very well. ()
3. Danny gave his own cap to Li Ming. ()
4. When it was time for dessert, Li Ming's father turned off the lights, and his mother carried the cake into the room. ()

2 Listen to the dialogue and fill in the blanks.

Sara: Hi Wang Lei. I couldn't wait to call you. Tell me about your birthday.

Wang Lei: It was a lot of fun. Thank you for the lovely _____.

Sara: Does the shirt _____ you?

Wang Lei: Yes. It's just my _____.

Sara: How about the _____?

Wang Lei: It's my favourite. You remembered!

Sara: And the _____?

Wang Lei: It is in fashion here.

Sara: I'm glad you like it. How about the cap?

Wang Lei: I like it, too. I will think of you _____ I wear it.

Sara: Did you have a birthday party?

Wang Lei: Yes. My mum and dad held a party for me. We ate _____.

Noodles are a _____ birthday food in China. Eating long noodles means you will have a long _____.

3 Game: Word Relay

Students sit in rows. The first student in each row whispers the words *breath*, *fashion*, *balloon*, *deep* and *candle* to the next student. That student then whispers the words to the next student, and so on. The last student in each row comes to the front of the class and writes the words on the board. The row that has the most correct words wins. The rows that do not win have to make sentences using at least three words.

4 Interview your family members or classmates about their birthdays and fill in the table. Then choose one story and write a report about it.

Member	Birthday	Gift	Activity	Other
grandparents				
parents				
cousins				

Unit Review

Building Your Vocabulary

I. Fill in the blanks with the correct forms of the words or phrases in the box.

wonder fit be away from try on blow out

1. These shoes _____ me well. I'll take them.
2. I _____ the coat, but it was too small.
3. I _____ who he was. Nobody knew him.
4. Yesterday was my birthday. I _____ the candles on my birthday cake.
5. He feels lonely because he _____ his family.

II. Complete the passage with the words you learned. The first letter is given.

The Mid-Autumn Festival is a traditional f_____ in China. It is celebrated on August 15 in the lunar calendar. For most people, it is a time to return h_____. In the evening, g_____, parents, aunts, uncles and cousins get together. They c_____ their happy lives with good food, drinks and moon cakes! After d_____, families usually stay outside to enjoy the bright m_____ light.

Grammar in Use

Fill in the blanks with the correct forms of the given words.

1. That is _____ (Alice and Debbie) aunt. They love her very much.
2. The post office isn't far from here. It's about a five-_____ (minute) walk from here.
3. On _____ (teacher) Day, all teachers are very happy.
4. This style was in fashion when my mother _____ (is) young.
5. We were playing football when it _____ (begin) to rain.
6. When it _____ (is) time to say goodbye, they didn't want to leave.

Listening and Speaking

I. Listen to the passage and tick the correct answers.

1. When was Amy's birthday? ☐ September 5. ☐ September 25.
2. Who bought the birthday cake? ☐ Her parents. ☐ Her friends.

3. How old was Amy? ☐ Thirteen. ☐ Fourteen.
4. What did Sandra buy for Amy? ☐ A sweater. ☐ A T-shirt.

II. Listen and repeat. Pay attention to the letter ‘I’.

lively lend celebrate balloon meal
blow glad glue pleasure candle

III. Complete the following dialogue. Then make up a dialogue with a partner about shopping.

- A: Good morning, Miss. _____
B: I'd like to buy a yellow dress. Do you have any yellow dresses?
A: Yes. _____
B: I would like a size *small*.
A: Here you are.
B: _____
A: Sure. Is it all right?
B: Yes. It fits well. I like it very much. _____
A: 280 *yuan*.
B: That's a little expensive. Do you have any others?
A: What about this one? It's only 120 *yuan*.
B: OK. _____ Here's the money.

Putting It All Together

I. Read the passage and write true (T) or false (F).



On Birthdays

All young people love birthday parties. Some people have parties at home. Others like to take their friends to the park. Sometimes teenagers go to a movie theatre for their birthday celebration. Others like to watch movies at home.

At birthday parties, everyone eats birthday cake. The cake is decorated with icing and has candles on top. We usually put one candle for each year of our age. But for older people, there isn't enough room on the cake for all the candles! When the candles are lit, everyone sings "Happy Birthday". Then the birthday boy or girl makes a wish and blows out the candles.

People also receive presents for their birthdays. Young children get toys. Teenagers get clothes, CDs, books or other gifts.

Many people like to send birthday cards to their friends. What do birthday cards say? They usually say things like "Happy Birthday" or "Best Wishes". Some cards have funny messages or jokes for the birthday boy or girl.

1. Sometimes people go to a movie theatre for their birthdays. ()
2. Teenagers usually get toys for their birthdays. ()
3. All birthday cards have funny messages or jokes. ()

II. Write an e-mail to describe a Chinese festival. When is it? How is it celebrated? How does it begin? How does it end?

Self-Evaluation

Find more examples from this unit. Then mark your stars.

I. Talking about Family Celebrations

Families always celebrate
Thanksgiving together.

I can talk about family celebrations in English.



II. Talking about Size

What size does your friend wear?

I can talk about size in English.



III. Possessive Case

Red is Li Ming's favourite colour.

I can use the possessive case properly.



IV. Adverbial Clause with "when"

When I was a little boy, my grandma told me the story of *Chang'e*.

I can use adverbial clauses with "when" properly.



Going to Grandpa's



On Thanksgiving Day, on this festival day,
To Grandfather's house we go.
Over the river, through the land,
Can you hear the birds all singing?
We are laughing all the way,
Through the countryside.
We are laughing all the way,
Through the countryside.



On Christmas Day, on this festival day,
To Grandfather's house we go.
Over the river, through the land,
The winter wind is blowing.
We are laughing all the way,
Through the snow-white day.
We are laughing all the way,
Through the snow-white day.

UNIT 4

Lessons 19 ~ 24

My Neighbourhood



We Will Learn

Functions

- ▶ Talking about Neighbourhoods
- ▶ Showing the Way

Grammar

- ▶ Adverbial Clause with “because”

Structures

- ▶ Can you tell me the way to...?
- ▶ Turn right at the second crossing.
- ▶ It's... blocks from...
- ▶ There's a bakery near our house.

Lesson 19: The Best Neighbourhood



- What's in your neighbourhood?
- Do you like your neighbourhood? Why or why not?

Both Li Ming and Wang Mei are drawing a map of a perfect neighbourhood.

Wang Mei: What are you drawing on your map, Li Ming?

Li Ming: A park. I need a big park so I can play basketball! And here's a corner store. I can buy drinks when I am thirsty! What's in your neighbourhood, Wang Mei?

Wang Mei: I drew three bookstores.

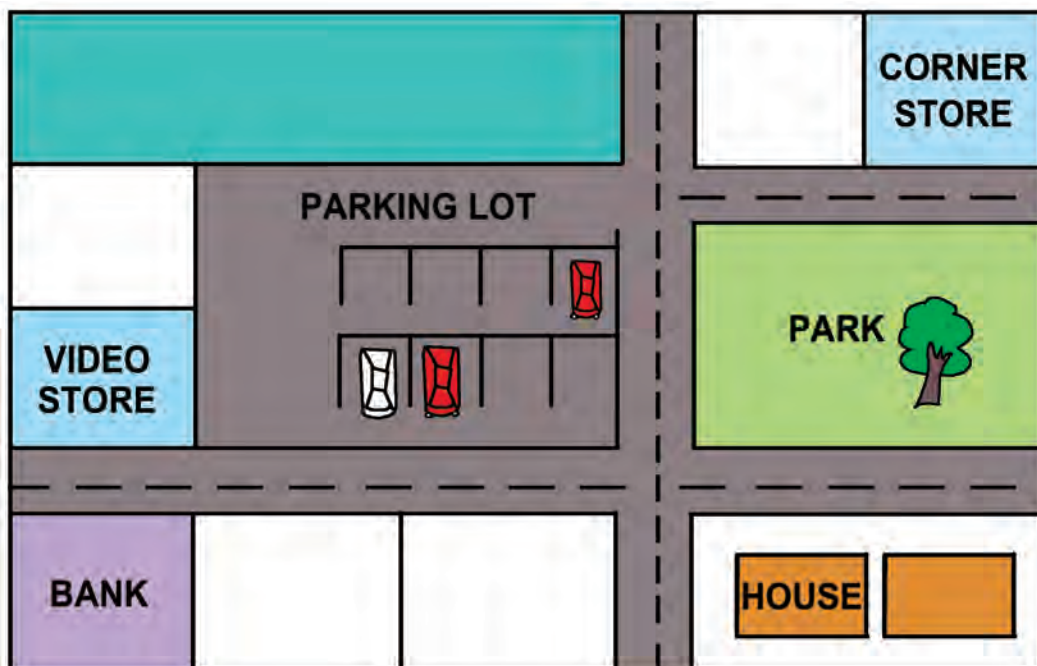
Li Ming: Why so many bookstores?

Wang Mei: Because I buy lots of books.

And over there is a market. My mum can buy vegetables and fruits there. She won't have to go far. I also added a Canadian restaurant to complete my map. I can take Jenny there when she comes for a visit!

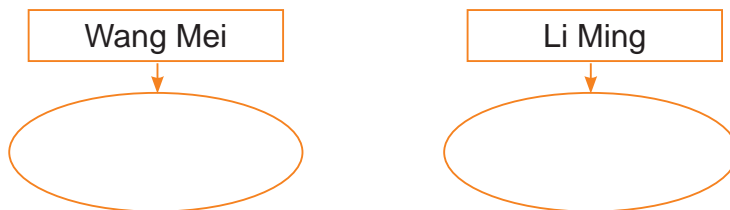


Li Ming's map:



Let's Do It!

1 Listen and write down what's in each person's neighbourhood.



2 Read the lesson and answer the questions.

1. What are Li Ming and Wang Mei doing?
2. Who drew three bookstores?
3. Did Li Ming draw a corner store?
4. Who needs a big park?
5. What can Wang Mei's mum buy at the market?

3 Fill in the blanks with the words in the box.

because complete thirsty perfect

1. Mum, I'm _____. Can you give me a glass of water, please?
2. Let's _____ the work quickly. It's time to go for lunch.
3. She felt cold _____ it was snowing heavily.
4. He spoke _____ English in his speech.

PROJECT



MAKE YOUR OWN NEIGHBOURHOOD!

Where would you like to live? Would you like to live in a neighbourhood with a lot of parks or stores? Draw a map of your perfect neighbourhood!

What would you put in this neighbourhood?

- Grocery stores? You can buy food in a grocery store.
- Schools? You know what schools are!
- Theatres? You can go to a concert or see a movie.
- Banks? You can keep your money there.

Label everything on your map in English. Show the map to your friends. Talk about it. Would your friends like to live in your neighbourhood?



Lesson 20: No Stopping!



- What places do you pass on your way to school?
- Look at the pictures. What places do Jenny and Brian pass on their way to school?

Jenny and Brian are on their way to school. They are walking because it's sunny.

"This is fun," says Brian. "Usually we take the school bus."

"I want to show you the neighbourhood this morning," says Jenny. "The bus goes too fast. When you walk, you can see things better."

(They come to a corner.)

"Do we go this way now?" asks Brian. He is pointing to the right.

"No. Turn left," says Jenny. "Then cross the street."

(They look left, then right. They cross the street.)

"I like going this way," says Jenny. "We will go past some of my favourite shops."

Soon they walk past a big store window. Brian stops. He sees bread, cakes and donuts. "It's a bakery!" he says. "Mmm... tea biscuits, yummy! I'm hungry. Let's go in and buy something!"



"We can't stop now, Brian. Come on! We don't want to be late for school," says Jenny. "We'll come here this afternoon."

Soon they pass a bookstore. This time, Jenny stops. "This is my favourite store. It has so many good things to read." Jenny stands and looks at all of the books in the window.

"Remember, Jenny. We can't stop. Let's go to school!" says Brian.



Let's Do It!

1 Read the lesson and write true (T) or false (F).

1. Jenny and Brian are on their way to school. ()
2. They usually ride bicycles to school. ()
3. Brian wants to go into a bakery and buy something. ()
4. Jenny's favourite store is the bookstore. ()
5. They can stop to buy something or read books. ()

2 Fill in the blanks with the correct forms of the words in the box.

point cross neighbourhood past

1. I want to show you the _____ this morning.
2. "Do we go this way now?" asks Brian. He is _____ to the right.
3. They look left, then right. They _____ the street.
4. We will go _____ some of my favourite shops.

3 Match the statements on the left with the reasons on the right.

We didn't have fun

because I like reading.

The teacher is angry

because you're not old enough.

I often go to the library

because Peter is late for school.

He is tired

because the weather was bad.

You can't go by yourself

because he went mountain climbing.

4 Work in pairs. Talk about what you do on your way to school. Then make up a dialogue with your partner.

You can ask the following questions:

- How do you usually get to school?
- What places do you pass on your way to school?
- What are your favourite places?
- Do you stop anywhere? Why or why not?



Lesson 21: Eat a Donut and Turn Right



- Have you ever lost your way?
- What do you do if someone asks you for directions?

Brian is on his way to meet Danny. They are going to see a movie downtown. Danny wrote out the directions for Brian on a piece of paper because Brian doesn't know the way to the movie theatre. "Let's see," Brian says as he reads the paper.

First, walk down the street and eat a donut at the coffee shop. Have you eaten the donut? OK!
Now, cross the street. Turn right. Stop at the grocery store and buy some milk. Did you drink the milk? Good.
Now, turn left. Walk through the park. You will see many trees. Turn left after the cherry tree. The movie theatre will be straight ahead.
P.S. Always walk on the sidewalk. It is safe there.



"Oh no! How will I find the movie theatre?" says Brian.

Brian starts walking. He stops at the coffee shop and gets a donut. Then he crosses the street. He walks past the

grocery store and finds a park. There are lots of trees in the park.

"This must be it," Brian says to himself. But it's the wrong park. It doesn't have a cherry tree.

"Oh no! This is not funny, Danny! I'm lost!"

Then Brian sees a lady. She is walking down the street. "Excuse me," he says. "Can you tell me the way to the movie theatre?"

"Yes," says the lady. "Go down this street. Turn right at the second crossing. From there, you can see the movie theatre."

"Thank you very much," says Brian.

"You're welcome!"

Five minutes later Brian arrives at the entrance of the theatre.



Let's Do It!

- 1 Listen to the instructions and put the pictures in the correct places on the map.



A



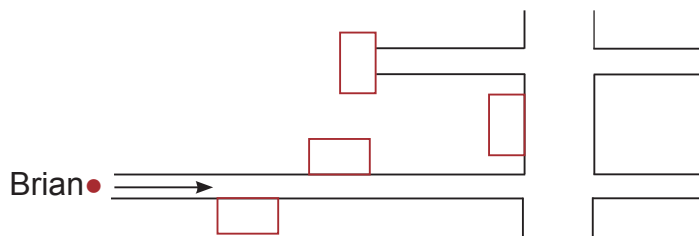
B



C



D



- 2 Read the lesson and write true (T) or false (F).

1. Danny and Brian are going to see a movie downtown. ()
2. Brian doesn't know the way to the movie theatre. ()
3. Danny wrote out the directions for Brian in an e-mail. ()
4. Brian asks a lady the way, but she doesn't tell him. ()

- 3 Fill in the blanks with the words in the box.

coffee himself through downtown entrance

1. I prefer to live in the countryside rather than _____.
2. Sandra was smiling when she walked _____ the door.
3. Do you like your _____ with or without milk?
4. Let's meet at the _____ of the movie theatre.
5. Jack won the competition. He felt proud of _____.

- 4 Work in pairs. One of you asks the way, the other shows the way. Make up a dialogue.

When you ask, you can say:
Excuse me...
How can I get to...?
Do you know the way to...?
Can you tell me the way to...?

When you answer, you can say:
Go straight down this road/street.
Turn left/right at the... crossing/
traffic lights.
You can see... on your left/right.

Lesson 22: I Like My Neighbourhood



- What do you like to do after school? Where do you like to go?
- Do you do any housework? What do you do?



Hockey is the best!

My name is Michael, and I live in Canada. There is a pond near my house. During the winter it freezes, and I can play hockey on it with my friends. In Canada, many people like hockey.

There's also a new shopping centre in my neighbourhood. It's only three blocks from my house. It has a coffee shop, a grocery store, a bank and a movie theatre. My mum and dad shop at the grocery store. Sometimes I go with them.

I really like the coffee shop. I like to go there on weekends, but I have to do some housework first. Then I walk or ride my bike to the coffee shop. It's quiet there, and the chairs are very comfortable. Sometimes I sit for the whole afternoon and do my homework. Other times I just chat with my friends. The coffee shop has lots of different drinks. I usually have hot chocolate, but it's a little expensive. It costs \$3.50!



Culture Tip

What is hockey? It's a very popular sport in Canada. You skate on ice and try to put a hard rubber puck in the opponent's net.



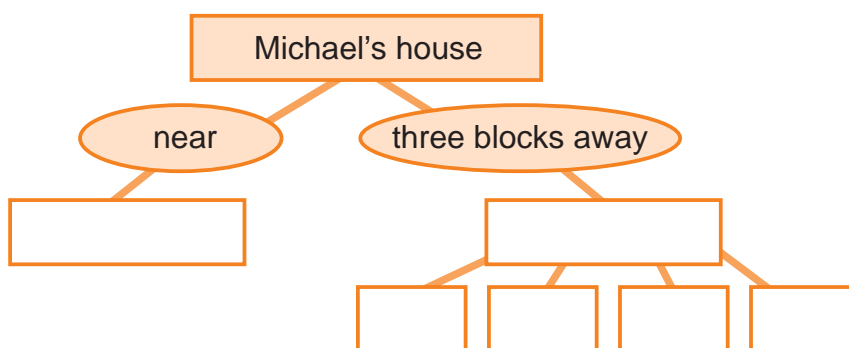
hockey player

Let's Do It!

1 Read the lesson and write true (T) or false (F).

1. Hockey is a sport. Many people in Canada like it. ()
2. There is a pond far from Michael's house. ()
3. On weekends, Michael likes to go to the park with his friends. ()
4. Michael usually has coffee in the coffee shop. ()
5. Michael sometimes goes to the grocery store with his parents. ()

2 Listen and fill in the mind map.



3 Match the pictures with the sentences. Then fill in the blanks with the words from the lesson.



A



B



C



D



E

- () 1. Michael likes to play _____ in winter.
- () 2. Many people put money in the _____.
- () 3. He often watches a movie in the _____ on weekends.
- () 4. I usually help my mother do some _____.
- () 5. When I read a book, I like to have a cup of hot _____.

4 Write a short passage about your neighbourhood.

Task tips:

- What is your neighbourhood like?
- What do you like most about it?
- Is there a bank, a supermarket or a hospital nearby?

Lesson 23: People in My Neighbourhood



- What do you know about the people in your neighbourhood?
- How many different jobs can you name?

I like living in Canada, but sometimes I miss my neighbourhood in London. I did a fun project in my neighborhood last year. Our teacher asked us to interview people about their jobs. After a little planning, I went for a walk down the main shopping street in my neighbourhood.

First I came to Mr. Green's tailor shop. He was busy fixing a pair of pants,



but he still answered my questions. Mr. Green likes being a tailor. He meets new people and sees many old friends every day. It sounded like an enjoyable job.

My second stop was Ms. King's bakery. It was warm inside and full of yummy treats. Ms. King gets up every day at 5:30 a.m. to make bread. It is ready by 7:00 a.m. There were many delicious smells in the bakery,

but my favourite was the smell of fresh bread.

After the bakery, I visited a grocery store, a flower shop, a bookstore and a clothing shop. I learned a lot about the people in my neighbourhood. All of them were friendly and the interviews were enjoyable.



I love my neighbourhood!

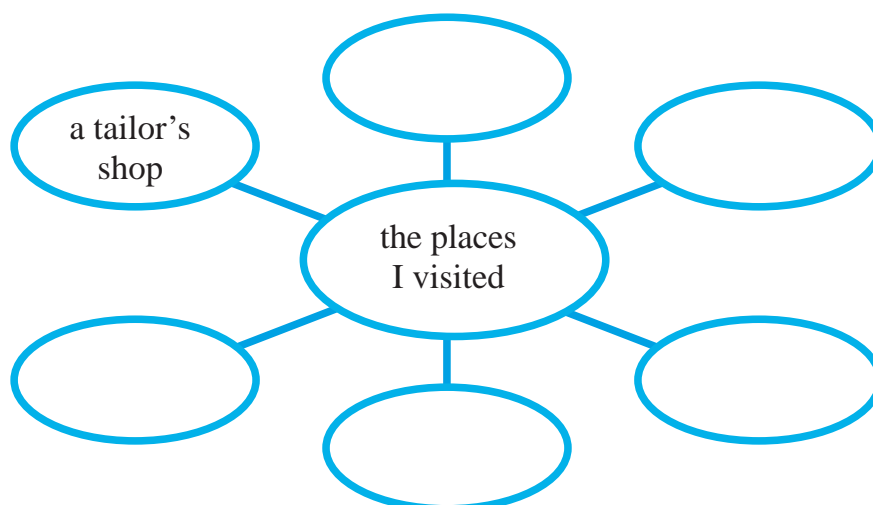


Let's Do It!

1 Read the passage and fill in the blanks. The first letter is given.

One day, Brian interviewed some people in his neighbourhood. Mr. Green is a t_____. He was fixing a pair of pants. He meets many friends every day. It s_____ like an enjoyable job. Brian's second stop was Ms. King's bakery. There were many yummy t_____. After the bakery, Brian visited a grocery store, a f_____ shop, a bookstore and a clothing shop. All the people were f_____. Brian loves his neighbourhood!

2 What places did Brian visit? Read the lesson and complete the mind map.



3 Fill in the blanks with the correct forms of the given words.

1. I often _____ (go) for a walk in my neighbourhood after supper.
2. Mr. White _____ (be) a teacher for many years.
3. One day, I _____ (interview) many people with different jobs.
4. She loves to travel. She _____ (visit) many places.
5. He _____ (fix) the broken chair when I came in.

4 Talk about someone in your neighbourhood.

Task tips:

- What does he/she look like?
- What does he/she do?
- Is he/she young or old?
- Is he/she your friend?

Lesson 24: I Need a Map!



- Is it easy to live in a new place?
- What do you do if you get lost?

Dear Mum and Dad,

How are you? I'm doing well. I have to tell you that I had the flu. But don't worry, I'm better now.

This week, I got to know my neighbourhood. Jenny and I walked to school on Monday. The school is about one mile from Uncle David's home. Jenny showed me her favourite places. There's a bakery near our house. When we walk to school, we go by the bakery. Sometimes we buy bread there. Jenny likes to buy books at the bookstore. It's on our way to school, too. Across from the bookstore, there's a beautiful park. We love to play there.

Life in a new neighbourhood is not very easy. Yesterday I got lost. I was going to meet Danny at the movie theatre. Luckily, a lady showed me the way. Tomorrow I'm going to buy a map of the city because I don't want to get lost again.

Thanksgiving was a lot of fun. I met all of my Canadian cousins. We have a big family!

I miss you very much. I'm happy here in Canada. I will be glad when you come to see me. I will write again soon.

Love,

Brian



Let's Do It!

1 Listen and answer the questions.

1. What did Jenny and Brian do on Monday?
2. How far is the school from Uncle David's home?
3. What happened to Brian yesterday?
4. What will Brian do tomorrow? Why?
5. What did Brian do on Thanksgiving Day?

2 Fill in the blanks with the phrases in the box.

go by across from on our way get lost

1. We go to the bakery. It is _____ to school.
2. You will _____ a grocery store when you come to my home.
3. The movie theatre is _____ the museum.
4. I need a map of the city because I don't want to _____ again.

3 Choose the correct answers.

1. We're going to have _____.
☐ lot of fun ☐ a lot of fun
2. A: What is the way _____ the factory?
B: Turn left _____ the second turning.
☐ to; at ☐ of; to
3. Go down this street until you _____ the end of the street.
☐ reach ☐ arrive
4. Twenty minutes _____, the old woman finally found her grandson.
☐ in ☐ later
5. It was very dark last night. Jimmy _____.
☐ got lost ☐ lost

4 One of your friends is coming to see you. Write an e-mail to him or her and give directions to your house.

You can begin like this:
I'm glad you are coming to my house...



Unit Review

Building Your Vocabulary

I. Fill in the blanks with the correct forms of the words or phrases in the box.

interview perfect past across from on one's way to

1. _____ school, I go by a park.
2. Danny is going to school. He sees a bakery, but he doesn't stop. He goes _____ the bakery.
3. My room is _____ my brother's room.
4. The dress looks good on you. It's _____.
5. He is a journalist. He _____ many famous people.

II. Complete the passage with the words you learned. The first letter is given.

I live in a small but nice village. I love it b_____, it's quiet, and there are a lot of trees. My friends and I often play f_____ on the field near my house. H_____, after it rains, the field is too wet to play on. We like to walk a_____ the river. We can smell the flowers and listen to the birds. It is very enjoyable. My village is a c_____ place to live in.

Grammar in Use

Tick the correct answers.

1. It took him an hour to get to the station _____ he got lost.
☐ when ☐ because
2. I really like this movie because it's very _____.
☐ awful ☐ interesting
3. The little boy took off his coat because it was very _____.
☐ hot ☐ cold
4. Mary was late this morning because her _____ didn't work.
☐ clock ☐ computer
5. You can't go to school because you are not _____ enough.
☐ old ☐ heavy

Listening and Speaking

I. Listen to the passage and fill in the blanks.

I live in downtown Shanghai. It is a very big and busy city. _____ I first moved here, I often got lost on my way to school. _____, I don't get lost anymore. My mum showed me the big _____ near my school. She told me if I go _____ it, then I am going the right way. On weekends, I like to walk _____ Nanjing Street. There are many _____ there, and they are always filled with customers. This is a _____ city. When my friends come to visit, I always have so much to show them.

II. Complete the following dialogue with your partner.

A: I've got two tickets for tomorrow's football match. _____
B: Yes, I'd love to. When and where shall we meet?
A: How about 9 o'clock tomorrow morning at the gate of the Yuhua Gym?
B: All right. But how can I get there?
A: _____
B: Is it far from here?
A: _____
B: OK. See you tomorrow.

Putting It All Together

I. Read the passage and write true (T) or false (F).



Neighbourhood Dogs

Buddy and Teak were two dogs. They lived in the same neighbourhood. They loved each other and played together every day.

One evening, Buddy didn't come home. David and his family went out to look for him, but they had no luck finding him. To their surprise, Teak came to their house alone and started barking. David's family didn't know why.

Teak didn't stop barking. He barked at anyone he could see. One morning, Teak followed David around, barking loudly and running towards the woods as if to say, "Follow me!"

The little dog led David towards the woods. There, the boy found Buddy stuck in a hole with a hurt leg. Around him was some dog food. David knew it was Teak's food from home. David suddenly realized that Teak had brought this food to his friend!

David helped to free Buddy and get his leg treated. For many years, the two families watched their dogs play happily together.

1. Buddy and Teak were good friends. ()
2. Buddy did a lot for Teak when he was stuck in the woods. ()
3. Buddy's family found him with the help of Teak. ()
4. Buddy and Teak lived together in the same family. ()

II. Make a poster!

You want to help your city by convincing more tourists to come to visit. Make a poster to advertise your city. Describe your city and write why it is an interesting place to visit. You can draw pictures or get them from magazines. Make your poster beautiful!

Self-Evaluation

Find more examples from this unit. Then mark your stars.

I. Talking about Neighbourhoods

There is a pond near my house.

I can talk about my neighbourhood in English.



II. Showing the Way

Go down this street. Turn right at the second crossing.

I know how to give directions and show the way in English.



III. Adverbial Clause with "because"

I'm going to buy a map of the city

because I don't want to get lost

again.

I can use adverbial clauses with "because" properly.



Turn Right, Turn Left

Excuse me. Can you tell me the way to the grocery store/the movie theatre? (Sure!)

Look right, look left.

Before you cross the street.

Turn right, turn left.

But stay on the sidewalk.



UNIT 5

Lessons 25 ~ 30

My Future



We Will Learn

Functions

- ▶ Expressing Hopes and Wishes

Grammar

- ▶ Modal Verbs: might, would
- ▶ Comparative and Superlative Adjectives

Structures

- ▶ You might be a scientist when you grow up.
- ▶ I would see the world and experience many interesting things.
- ▶ I hope to be a farmer when I grow up.
- ▶ All the best.

Lesson 25: I Want to Be a Teacher!



- What are you good at?
- What would you like to be in the future?

Li Ming: It's hard sometimes to talk about the future. What will I be? Where will I live? I have no idea.

Wang Mei: You work very hard, Li Ming. You are also a nice boy. You will have a very good future.

Li Ming: Thank you.



Wang Mei: You are good at talking to people. You gave a good talk to the students yesterday. Maybe you'll be a teacher.

Li Ming: I hope to be a teacher. I would be nice to my students. I wouldn't give them too much homework on weekends!

Wang Mei: What will I be in the future? Do you have any suggestions?

Li Ming: You study very hard. You might be a scientist when you grow up.

Wang Mei: It's not easy to become a scientist. I'm not sure I can be a scientist.

Li Ming: What about a doctor or an engineer?

Wang Mei: I hope to be a doctor like my mother. I would help sick children.

Li Ming: Oh, I have a headache, Dr. Wang! Can you help me?

Wang Mei: Sure. You should have a good rest and take some medicine.



Let's Do It!

1 Listen and answer the questions.

1. What are Li Ming and Wang Mei talking about?
2. What is Li Ming good at?
3. What does Li Ming hope to do? Why?
4. What does Wang Mei hope to be in the future? Why?

2 Read the lesson and fill in the blanks.

Li Ming and Wang Mei are talking about the future. Li Ming doesn't have any _____ about his future. He is good at talking to people so Wang Mei says he might be a _____. Li Ming hopes so. He would be _____ to his students. He wouldn't give his students too much _____ on weekends. What might Wang Mei be when she _____ up? Li Ming gives her some suggestions — a _____, a _____ or an _____. She hopes to be a _____. Each of them will have a good future.

3 Complete the dialogue with the sentences in the box.

- A. You are so kind.
B. Thank you very much.
C. What about you?
D. What are you going to be in the future?



- A: _____
B: I'm going to be an English teacher.
A: Why?
B: Because I'm good at English, and I like children very much. _____
A: I want to be a children's doctor.
B: Why do you want to do that?
A: Because I want to help sick children. They look very sad when they are sick.
B: _____ You're going to be a very good children's doctor, I think.
A: _____ I'm sure you're going to be a good teacher.

4 Work in pairs. Let your partner guess what your future job will be. Does this job match what you want to be?

Lesson 26: What Will I Be?



- Would you like to be a pilot? Why or why not?
- Do you have a fear of heights? What will you do to overcome it?

Hello! My name is Tiantian. Here's my page for the yearbook!



What will I be when I grow up? That's a big question. People have asked me this question many times, but I don't really know the answer yet.

Maybe I'll be an airplane pilot. That would be a cool job because I would help people travel all around the world. People travel to see their families, for work or just for fun. I would see the world and experience many interesting things.

There is only one problem. I have a fear of heights, but that won't stop me from being a pilot. I can take small steps to overcome my fear.

Or maybe I'll be an engineer and build planes. I like building model planes. I might build a new type of plane someday. People would feel safer and more comfortable in my plane.

Culture Tip



In many countries, students like to make yearbooks. A yearbook is a book that has pictures of all of the kids and teachers in your school.

Let's Do It!

1 Read the lesson and answer the questions.

1. Is Tiantian sure about her future?
2. What would be a cool job in Tiantian's opinion? Why does she think so?
3. What is Tiantian afraid of?
4. Do you like Tiantian's idea for a new plane? Why?

2 Listen to the passage and write true (T) or false (F).

1. Zhao Lei is talking about his school. ()
2. Zhao Lei's parents ask him nothing about his future. ()
3. Zhao Lei is sure about his future. ()
4. Zhao Lei hopes to get some good suggestions from others. ()

3 Complete the dialogues with the words in the box.

height page pilot model

1. A: Look! That bird is flying very high!
B: Yes. That kind of bird can fly at a _____ of 800 metres.
2. A: Hi Liu Mei! Your cat looks lovely.
B: Thanks. But it's not a real one. It's a _____ cat.
3. A: What are you going to be when you grow up?
B: I hope to be a _____. I hope to travel around the world someday.
4. A: Hello Mr. Zhang! We are ready for English class.
B: OK, everyone! Please turn to _____ 72. Let's read Lesson 28.

PROJECT



MAKE A YEARBOOK! IMAGINE YOUR FUTURE!

Create a yearbook page. Imagine your future and write about it.
Think about the following questions:

- Where do you live now? Where will you live in the future?
- What do you do now? What will you do in the future?
- How will your life be different than it is today?

Include a photo or drawing of yourself. Then put all of the yearbook pages together and make a big class yearbook.

Lesson 27: What's Your Advice?



- What games do you like to play?
- What advice have you given to your friends?

Danny and Jenny have made advice diamonds.

Danny: Let's play with my advice diamond, Jenny. Choose a colour.

Jenny: How can I choose? All of your diamonds are green! Let's see... I choose green.

Danny: OK! *(He starts spelling.)*
G-R-E-N.

Jenny: Danny! You forgot an E!

Danny: Oh, sorry! Now, choose a number.

(Jenny looks inside the advice diamond.)

Jenny: Fifty-one.

Danny: *(He counts.)*
One, two...
seventeen, eighteen...
forty-five, forty-six...

Jenny: This is making me tired!



(Danny counts as he opens and closes the diamond. When Danny gets to fifty-one, he stops counting.)

Jenny: *(She reads.)* Fast is the opposite of slow. That's not advice, Danny. That's a fact.

Danny: Well, let's do it again.

(They play again. Jenny chooses green and a new number. Danny spells and counts.)

Jenny: *(She reads.)* Wish you a wonderful future. Danny! That's a wish, not advice!

Danny: OK, let's try again.

(Jenny picks another number and Danny counts.)

Jenny: *(She reads.)* Always be nice to your dinosaur friends. *(She laughs.)* That's very good advice, Danny!



Hands-on Activity

Give your friends good advice for the future! Get a piece of paper. Your teacher will show you how to make an advice diamond. After you fold and colour your advice diamond, write some advice.

Let's Do It!

1 Read the lesson and answer the questions.

1. How do Danny and Jenny use the advice diamonds?
2. What colours does Danny's advice diamond have?
3. What number does Jenny choose first?
4. How many times does Jenny choose? What does the advice diamond say each time?

2 Fill in the blanks with the words in this lesson. The first letter is given.

1. A: I w_____ you good luck. B: Thanks! The same to you.
2. My phone n_____ is 605-979-5532. You can call me if you need help.
3. My teacher has given me some a_____ about my future.
4. Tomorrow is my father's birthday. I have c_____ a nice present for him.

3 Complete the dialogue with the sentences in the box.

A: Hello Lily. _____

B: Advice diamond? What's that?

A: It's a game. I'll show you how to make one. _____

B: Oh. It really looks like a diamond.

A: _____

B: Can we play with it now?

A: Sure! Choose a colour first. Then choose a number. I will open and close it each time.


B: I would like to choose yellow and the number ten.

A: OK. I've got it.

B: _____

A: Always work hard in school.

B: Good advice!



- A. What's the advice?
- B. First, take out a piece of paper and fold it into an advice diamond.
- C. Would you like to play with my advice diamond?
- D. Then write some advice on it.

4 Work in groups. Brainstorm some ideas for your advice diamond.

Write as much advice as you can. Here are some examples:

- Always do your homework carefully.
- Go to bed and get up early.
- Be nice to your classmates and teachers.
- Help your parents with the housework.

Lesson 28: Rich or Poor? It Doesn't Matter!



- Do you want to be a farmer when you grow up? Why or why not?
- What is your biggest goal? What will you do to make it come true?



What makes you happy?

My name is Lucas. I hope to be a farmer when I grow up. Is my father a farmer? No. What about my mother? No again. So why do I want to be a farmer? Because it is really an important job. Everyone needs food, and I want to grow the best crops.

Or maybe I will be a manager. I would run a business and lead a team. I would work hard and make the company bigger and stronger.

I might even be a teacher. It would be fun. I would be nice to all of my students. I would encourage them to be creative.

Alan is my best friend. We are in the same class. His dream is to be a doctor. His sister is going to be a doctor, too. They want to help sick people.

But our biggest goal is to be happy. Rich or poor? It doesn't matter. So what would make us happy? A job we like, a nice family and good friends would make us very happy.



Farmers work hard in their fields.



Dig In

Here are some jobs you may choose when you grow up: teacher, engineer, doctor, tailor, manager... Can you think of more jobs?

Let's Do It!

1 Read the lesson and write true (T) or false (F).

1. Lucas' parents are farmers. ()
2. Lucas is sure to become a teacher. ()
3. Alan and Lucas are in the same school but in different classes. ()
4. Alan and his sister are going to be doctors. ()


2 Listen to the passage and fill in the blanks. Then match the sentences with the pictures.

Jack wants to be a _____.

Jack's brother wants to be a _____.

Mike wants to be a _____.

Mike's brother wants to be a _____.



3 Fill in the blanks with the correct forms of the words in the box.

matter grow hope manager

Bob will be a waiter when he _____ up. He thinks it would be fun to be a waiter. His sister is going to be a _____. She wants to run a big company. His cousin, Mike, wants to be a scientist. They all _____ to be happy. It would be wonderful to have a happy family. Rich or poor? It doesn't _____.

4 Work in groups. Are Lucas' goals the same as yours? Compare your classmates' goals with Lucas'. Talk about things that are the same and things that are different.

Lesson 29: Our Ambitions and Dreams



- What does it mean to know yourself? How well do you know yourself?
- Is it important to choose the right path for your dreams? Why?

From: liming@net.cn

To: danny@compmail.ca

Subject: The Future

Date: 08/11 7:09 p.m.

Hello Danny,

In school, we are talking about our ambitions and dreams. Some of us have no idea, but others have very clear goals. Some students want to be fishermen, some want to be policemen or policewomen, and some want to be artists. There are so many good choices. It's hard to choose just one. The main thing is to know yourself and to choose the right path for you.

What will I be when I grow up? I hope to be a good teacher like Ms. Liu. She is strict but nice. She encourages us to work hard, but she never punishes us. Her classes are fun!

What are you going to be when you're older, Danny? You are good at playing basketball. You would be a good basketball player, I think. Are you taller this year?

Talk to you soon!

Li Ming



Let's Do It!

1 Read the lesson and answer the questions.

1. What is the e-mail about?
2. What's the main thing to think about when you choose a job?
3. Why does Li Ming hope to be a teacher like Ms. Liu?
4. How many kinds of jobs can we find in the e-mail?

2 Listen to the dialogues and put the pictures in the correct order. Then write the job words under the pictures.



artist

3 Complete the dialogue with the correct forms of the words in the box.

punish ambition nice choice encourage maybe

A: Hi Liu Dong! What's your _____?

B: My dream is to be an engineer. How about you, Yang Yang?

A: I'm not sure. My parents gave me some suggestions — a doctor, a teacher, a scientist, an artist, a basketball player, a policewoman and so on. It's hard to choose just one from all these _____. Can you help me?

B: The main thing is to know yourself and choose the right path.

A: You're right. I like drawing, and I'm good at it. _____ I'll be an artist someday.

B: Well, you need a good teacher.

A: Yes. Miss Zhang teaches me how to draw. She's very _____ to me. She never _____ me. She always _____ me. I like her very much.

B: That's wonderful.

4 What are you going to be when you grow up? Make a to-do list for your dream. Then write a report about it.

Lesson 30: A Famous Friend?



- Who do you like to ask for advice when you need help?
- Will you keep your friendships with your classmates when you are older? How?

From: danny@compmail.ca

To: liming@net.cn

Subject: Re: The Future

Date: 09/11 6:59 a.m.

Hi Li Ming!

You are right. I love playing basketball, and I'm much taller this year. However, I'm not going to be a basketball player when I grow up.

I wrote an e-mail to Helen about my future this week. She is a wise woman. She works for the newspaper and gives advice to people. I asked her many questions.

She gave me some advice. She said I might be a good actor. I would like to be a famous movie star someday. Or maybe I will be an actor on TV.

It would be great to be rich and famous when I'm older. But no matter what, I will always be your friend!

All the best,

Danny



Let's Do It!

1 Listen and write true (T) or false (F).

1. Danny is going to be a basketball player when he grows up. ()
2. Helen gives advice to people on the phone. ()
3. Danny would like to be a famous movie star someday. ()

2 Read the lesson and answer the questions.

1. What questions did Danny ask Helen?
2. What's Helen's advice for Danny?
3. Will Danny and Li Ming be friends when they become rich?

3 Fill in the blanks with the correct forms of the words in the box.

wise old advice famous forget actor

Danny is much taller this year. He loves playing basketball, but he wouldn't like to be a basketball player when he is _____. He wrote an e-mail to a _____ woman, Helen. She gave him some good _____ about his future. She said that Danny might be a _____ movie star or a good _____ on TV someday. Danny hopes so. But no matter what he becomes, he will never _____ Li Ming. They will always be good friends.



4 What are they going to be in the future? Complete the table below. Then interview your group members.

Danny	Li Ming	Wang Mei	Tiantian	Lucas	Alan

Unit Review

Building Your Vocabulary

I. Fill in the blanks with the correct forms of the words or phrases in the box.

encourage build punish be nice to grow up take steps

1. Our homeroom teacher is very kind. He _____ us.
2. Our library is too old. We _____ a new one next year.
3. My English is poor. I have to _____ to improve it.
4. My brother is very naughty, but my parents never _____ him.
5. Jenny's Chinese teacher often gives her advice about studying Chinese and _____ her to work hard.
6. When my sister _____, she wants to be an artist.

II. Complete the passage with the correct words.

He Min, Zhao Hong and Tao Lili are talking about the future. He Min's _____ is to be an engineer. She wants to make new things for people to use. Zhao Hong _____ to be a traffic policewoman. Tao Lili would like to be a pilot. She is taking _____ to make her dream come true. They all hope for a good _____.

Grammar in Use

I. Fill in the blanks with “will, would, may” or “might”.

1. It _____ be a sunny day tomorrow. We are going to the park.
2. A: _____ you like some tea? B: Yes, please.
3. A: Who is at the door? B: It _____ be my mum.
4. A: When _____ your father come back? B: Next week.
5. A: _____ I come to see you this Friday? B: Yes, please.
6. A: What _____ you be in the future? B: I _____ be a scientist. I _____ invent a new type of train. It _____ run very fast.

II. Fill in the blanks with the comparative or superlative of the given adjectives.

1. Li Yu is growing fast this year. He is much _____ (tall).
2. It's the _____ (big) supermarket in this city.
3. It was very cold yesterday. But it's much _____ (warm) today.
4. He was ill last week. He feels _____ (good) this week.
5. The black dog is lovely, but the white dog is even _____ (lovely).

Listening and Speaking

I. Listen to the passage and tick the correct answers.

1. What did James like to do in winter?
☐ To fly kites. ☐ To skate. ☐ To ski.
2. What did James find interesting and beautiful?
☐ Clouds. ☐ Birds. ☐ Kites.
3. How did James overcome his fear of heights?
☐ He practiced climbing every day.
☐ He flew a kite every day.
☐ He watched a bird flying every day.

II. Listen and underline the stressed words.

1. What are you going to be when you're older?
2. I hope to be a farmer when I grow up.
3. I would see the world and experience many interesting things.
4. I will always be your friend!
5. A job we like, a nice family and good friends would make us very happy.

III. Work in pairs. Make up a dialogue about the future.

Example:

A: What do you want to be in the future? Do you have any ambitions?

B: Yes. My dream is to be an actor. I would like to be a famous movie star.

...

Putting It All Together

I. Read the passage and answer the questions.

Our Future

- Everybody is sitting in the classroom. Ms. Liu asks the students to think
- about the future. "What will you be in the future? What are your plans or your
- ambitions?" she asks.
- "Your future will be good if you work hard. Your parents will be happy
- if you study hard in school. They will be even happier if you succeed in the
- future," Ms. Liu says.
- The class thinks about the future for a long time. Some students might be
- workers. Some want to be farmers. Some would like to be doctors, and others
- hope to be engineers. Rose would like to be a policewoman, and Jack's goal
- is to be a scientist.
- "Everyone has dreams. But you'd better think about what you should do to
- make your dreams come true," Ms. Liu says.

1. Where are Ms. Liu and her students?
2. What are they doing?
3. What should the students do if they want to have a good future?
4. What does Jack want to be?

II. Think about your future. Write a short passage about it.

Task tips: Where would you like to live? What will your job be? Will you have a happy family? How will you feel?

Self-Evaluation

Find more examples from this unit. Then mark your stars.

I. Expressing Hopes and Wishes

I hope to be a teacher.

All the best.

I can express hopes and wishes in English.



II. Modal Verbs: might, would

You might be a scientist when you grow up.

I would be nice to my students.

I can use "might" and "would" properly.



III. Comparative and Superlative

Adjectives

People would feel safer and more comfortable in my plane.

My biggest goal is to be happy.

I know about comparative and superlative adjectives.



No Matter What



In ten more years, my friend,
Where will I be?

Rich, poor, or somewhere in between?

No matter what I become, I know for sure:
You'll be my friend,
If I'm rich or I'm poor.



UNIT 6

Lessons 31 ~ 36

Go with Transportation!



We Will Learn

Functions

- ▶ Possibility and Impossibility

Grammar

- ▶ Infinitives

Structures

- ▶ You could take a ship to your hometown!
- ▶ But with a transporter, it would take just a few seconds.
- ▶ In the future, cars will probably use water or sun energy to power them.

Lesson 31: How Do You Travel?



- How do you travel in your city, town or village?
- What's your favourite type of transportation?

Jenny: How do you like to travel, Danny?

Danny: I like to walk. I can go almost anywhere on foot. I can walk to school. I can walk to the park. I can walk to your house.

Brian: You can walk to the bakery to buy donuts. What about going to other cities? Could you go to another city on foot?

Danny: Of course not. That would be too far!

Jenny: I like to take a train to other cities. I love riding the train. It's my favourite type of transportation. What about you, Brian?

Brian: The train is good, but I couldn't take a train to London to visit my parents. London is across the ocean.

Danny: You could take a ship to your hometown!



Brian: Of course, but it would take a long time to go from Canada to Britain. I seldom travel by ship. I like travelling by plane. It is faster.

Danny: I like rapid transportation, too. Could I take a plane to the bakery? Let's go!

Jenny and Brian: Danny!



Let's Do It!

1 Read the lesson and write true (T) or false (F).

1. Danny likes to travel on foot. ()
2. Brian would like to take a train to London. ()
3. Jenny likes to travel by plane. ()
4. It would take Brian a long time to take a ship to his hometown. ()

2 Listen to the passage and match the people with their favourite types of transportation.

David

Roy

Jack

Tom



3 Fill in the blanks with the words from this lesson. The first letter is given.

1. The boy is strong enough to swim a_____ the small river.
2. A_____ every kid can send messages on his or her mobile phone now.
3. Mary's father is very busy. He s_____ gets home for dinner.
4. A: The buses are really slow in our city.
B: Yes, they are. We need more r_____ transportation.
5. A: How often do you go to your h_____ to visit your grandparents?
B: Twice a year.

4 Work in groups. Survey your group members about their favourite types of transportation. Then make up a dialogue.

Example:

A: What is your favourite type of transportation?

B: ...

Name	Transportation

Lesson 32: Trains Go Faster!



- How do you usually travel to other cities?
- Talk about your first time taking a train.



In the 1700s, many scientists worked on steam engines. In the 1760s, a scientist in England found a way to put steam engines and wheels together. Soon people had a new type of transportation: the steam train.

In 1804, the first train engine was born in England. It travelled only about fifteen kilometres in two hours. In 1825, the first passenger railway opened. The Rocket was the most famous early engine.

During the 1830s, countries all over the world started to build railways. Fifty years later many countries had railways. People built many train stations to help passengers get on and off the trains easily.

Early trains were slow by today's standards. The Rocket had a top speed of only 45 kilometres per hour. Today's high-speed trains can travel at about 300 kilometres per hour. The fastest trains can go about 500 kilometres an hour.

Maybe trains will have no wheels in the future. Maybe they will ride on air. That would be amazing!



High-speed trains are fast!

Let's Do It!

1 Read the lesson and answer the questions.

1. Where was the first train engine built?
2. When did the first passenger railway open?
3. How fast do today's trains go?
4. What might future trains be like?

2 Listen to the dialogues and tick the correct information.

- | | | |
|---|--|----------------------------------|
| 1. <input type="checkbox"/> in 1804 | <input type="checkbox"/> in 1825 | <input type="checkbox"/> in 1830 |
| 2. <input type="checkbox"/> 30 kilometres an hour | <input type="checkbox"/> 45 kilometres an hour | |
| <input type="checkbox"/> 54 kilometres an hour | | |
| 3. <input type="checkbox"/> seven | <input type="checkbox"/> seventeen | <input type="checkbox"/> seventy |
| 4. <input type="checkbox"/> 50 kilometres an hour | <input type="checkbox"/> 500 metres an hour | |
| <input type="checkbox"/> 500 kilometres an hour | | |

3 Complete the dialogue with the correct forms of the words in the box.

railway station speed passenger

Tom: Hello John. How are you doing?

John: Hi Tom. I'm doing well. Have you been to our new _____ ?

Tom: Not yet. How about you?

John: I went there last month. It's bright and beautiful. It's easy for _____ to get on and off the train. It was exciting. The train went really fast. It can reach a top _____ of 500 kilometres an hour.

Tom: That's really fast! I hope to ride it soon.

4 Read the passage and answer the questions.

Over two thousand years ago, Chinese people invented kites. Kites can fly like birds, but they can't take people up into the sky. Hundreds of years later, the Wright brothers made the first successful experiment. A machine carrying a man rose into the sky using its own energy. It was the first plane. Inventors went on to improve planes. Two engineers, Frank Whittle of the U.K. and Hans Von Ohain of Germany, developed the jet plane during the late 1930s.

1. Who invented kites?
2. Can kites take people up into the sky?
3. Where was Frank Whittle from?

Lesson 33: Life on Wheels



- How many ways can you think of to use wheels?
- How can you get to the moon?



What's your favourite type of transportation?

Hello, I'm Jeremy. I'm from the U.S. This is my report on transportation.

This world is always moving. Everything seems to have wheels, engines or wings.

Everything seems to be getting faster, too. Long ago, horses pulled carts, but now we have engines on everything, even on bicycles and skateboards!

Where did it begin?

Well, in the 1700s people invented the steam engine. That was the beginning of trains. Then steam was able to power boats and cars. Boats have been around for thousands of years. Now with engines, they can go very fast. The first car appeared about two hundred years ago, and now the roads are full of cars. All of these cars make the U.S. a nation on wheels.

Transportation is not just on the ground or water. Over 100 years ago, people began to make flying machines. Today we travel a lot by airplane.

Now people can even travel to space in spaceships. Can you imagine future transportation?

My favourite type of transportation is the bicycle. I like to go everywhere by bike in my city. It's good for my health and for the environment.



It's fun to ride a bike.

Let's Do It!

1 Listen to the passage and choose the correct words.

How do we use (wheels/transportation)? Many years ago, people (invented/made) many helpful vehicles such as trains and cars. This was the (beginning/starting) of modern transportation. It's much easier for people to (go/travel) now. But to keep (healthy/fine), we should walk or ride bicycles.

2 Read the lesson and fill in the blanks. The first letter is given.

1. This is Jeremy's report on t_____.
2. Cars make the U.S. a nation on w_____.
3. Now people can even travel to space in s_____.
4. Riding a bike is good for our health and the e_____.

3 Read the passage and label the bicycle.

Bicycle means "two wheels". The first bicycle was probably created in Germany in 1816. It was heavy and had wooden wheels. At first, the bicycle had two wheels but no pedals. People pushed it along with their feet. In 1838, a man in the U.K. invented pedals. The modern bicycle was invented in 1876 in England. By 1900, bicycles had tyres filled with air. Air-filled tyres made bicycles more comfortable to ride. Today's bicycles look the same as bicycles from the 1900s, but they are lighter. This is because they all have hollow frames.



4 Work in pairs. Imagine the transportation of the future. Then make up a dialogue.

Example:

- A: What does it look like?
B: It looks like a bird. It has wings.
A: How will it help people?
B: ...



Lesson 34: Flying Donuts



- What kinds of transportation can you name?
- Imagine a new type of transportation. Describe it!

Danny has thought of a new kind of transportation. He wants to give a presentation on it to the class.

Last night, Danny stayed up late to make his invention. He took an old backpack. Then he made two cardboard rockets. He painted them red and glued them onto the backpack. In the morning, on his way to school, he bought ten donuts.

Now Danny is standing at the front of the classroom.

Danny: I would like to present my invention. I call it “Flying Donuts”. With my invention, you don’t need an airplane to fly. First, you put the Flying Donuts bag on your back. Then you turn it on and jump into the air!

Teacher: OK, Danny. But why do you call it Flying Donuts?

Danny: Look inside! See? I put ten donuts there.

Jenny: What do the donuts do, Danny?

Danny: The donuts are the fuel. I don’t need oil or coal. One donut will carry you one kilometre. To go ten kilometres, you need ten donuts.

Teacher: Do other types of food make the rockets go?

Danny: Yes, but donuts are the best.

Teacher: Why is that?

Danny: You can eat them when you get hungry!

Will Danny’s invention really work?
Probably not, but he had fun, and he used his imagination! You can do it, too!



Let's Do It!

1 Read the lesson and answer the questions.

1. What does Danny call his invention?
2. How does Danny's invention work?
3. Why are donuts the best food to make the rockets go?
4. How far will you go if you have five donuts?

2 Fill in the blanks with the correct forms of the given words.

1. To be a writer, you need a good _____ (imagine).
2. It's too dark now. _____ (see) clearly, you need _____ (turn) on the light.
3. It is one of the most important _____ (invent) in the history of the world.
4. We would like _____ (present) our project to the class.

3 Fill in the blanks with the correct forms of the phrases in the box.

stay up late think of on one's way turn it on put on

On Wednesday morning, Tom got up and _____ his clothes. After a quick breakfast, he was _____ to school. It was going to be an important day for him.

Last night, Tom _____ doing his project. He _____ a new kind of transportation. He felt really excited about it. He was ready to show his invention to his class.

At the front of the class, Tom took out his new transporter. It looked like a banana, and it had wings. Tom _____, but the banana didn't move. Tom was very sad. He said he would make a new one.

PROJECT



TRANSPORTATION FROM THE FUTURE

In the 1900s, few people had cars. Nobody knew about airplanes or rockets. What would they think about the types of transportation we have today? Would they be surprised? Now think about future transportation. What types of transportation will be there 100 years from now? Describe one type of transportation from the future. Don't forget to think and be creative! Use your imagination and have fun!

Lesson 35: Future Transportation



- Have you ever used a skateboard?
- What type of transportation do you think is amazing?



What type of transportation would you like to see in the future?

Hello everyone! My name is Sam. What type of transportation would I like to see in the future? I would like to see hoverboards. A hoverboard would be like a skateboard, but it wouldn't have any wheels. It would go really fast, and the ride would be very smooth. How would a hoverboard float? I have no idea. But it would be great! I hope someone will invent one in the future.

Maybe someone will invent a transporter, too. A transporter would send you from one place to another very, very quickly. Today, it takes eleven hours to fly from Canada to China. But with a transporter, it would take just a few seconds. A transporter would allow you to travel at the speed of light.

I like to watch TV shows about space and spaceships. The shows are about the future, not about today! In these shows, people use new forms of transportation all the time.



Hands-on Activity

Use your imagination to create a new kind of transportation. You may build a model or draw a poster.

Let's Do It!

1 Match the words with the correct descriptions.

wheel	It would send you from one place to another very quickly.
space	It is how fast or slow something moves.
transporter	It has no air to breathe.
speed	It is the part of a car that allows it to move smoothly.

2 Read the lesson and write true (T) or false (F).

1. A hoverboard would be like a skateboard with wheels. ()
2. A hoverboard would float in the air. ()
3. Riding the train from Canada to China takes eleven hours. ()
4. TV shows about space and spaceships are about the future. ()

3 Complete the dialogue with the correct forms of the words in the box.

smooth form float send

Paul: Hi Jack! My Canadian pen pal, Frank, wrote me an e-mail about a new _____ of transportation.

Jack: Oh, really! What's it like?

Paul: It's a bit like a ship.

Jack: Can it _____ on the sea?

Paul: Of course. It gets energy from water. It _____ people to different places very fast.

Jack: Sounds cool! Does it move _____?

Paul: I have no idea. I'll ask Frank more about it.

4 Work in groups. Talk about some inventions you know. Then fill in the table.

Invention	Who invented it?	When was it invented?	How does it work?

Lesson 36: Clean Cars?



- What's the transportation like in your city?
- What different kinds of fuel may be used in the future?

Dear Li Ming,

This week in school, we discussed transportation. We learned about trains, planes, bicycles, cars and rockets.

The teacher asked us to think about the future of transportation. What types of transportation will people use a hundred years from now on? We had to think of an invention and present it to the class.

Today Danny gave his presentation. He put on an old backpack. He called it "Flying Donuts". He got on a chair and jumped down. Then he said, "Did you see me? I flew!" We all laughed.

I would like to invent a clean car, but I don't know how. Do you have any ideas?

Jenny



Dear Jenny,

That sounds like a fun project!

You're right about cars. They are very bad for our environment. People should walk or ride bicycles more often. That way, our air would be a lot cleaner. You can go far on a bike. Today I rode across the city. I pedalled for more than an hour!

Oops! I haven't answered your question yet. You can't pedal a car! Have you thought of a new fuel for cars?

In the future, cars will probably use water or sun energy to power them.

I hope your presentation goes well.

Li Ming



Let's Do It!

1 Listen and tick the correct answers.

- Jenny and Li Ming talked about different types of transportation over the next _____ years.
☐ one hundred ☐ one thousand ☐ one million
- Jenny would like to invent a _____.
☐ hoverboard ☐ clean car ☐ backpack
- Li Ming travelled across the city by _____.
☐ bus ☐ bike ☐ train

2 Read the lesson and fill in the blanks.

This week, Jenny's class discussed _____. They _____ about trains, planes, rockets and more. The teacher asked them to think about the future of transportation. They had to think of an invention and _____ it to the class. Danny gave a very interesting presentation. He _____ on an old backpack. He _____ on a chair and _____ down. He wanted to fly.

3 Fill in the blanks with the correct forms of the words or phrases in the box.

present sound clean go well think of be bad for

- The air in the mountains is much _____ than it is in the cities.
- He _____ a good idea to solve the problem.
- Everything _____ last week. The newcomer got on well with the others.
- Danny stood in front of the class and gave his _____ on his new form of transportation.
- Eating too much junk food _____ our health.
- Your idea _____ fun.

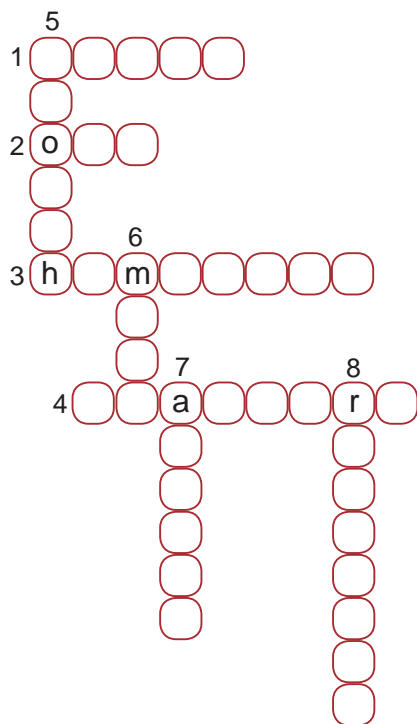
4 What are the advantages and disadvantages of different types of transportation? Talk with your partner and fill in the table.

Transportation	car/bus	bicycle	plane	train	ship
Advantages					
Disadvantages					

Unit Review

Building Your Vocabulary

I. Complete the clues and do the crossword.



ACROSS

1. Yang Liwei was the first Chinese person to travel into _____.
2. Put some _____ in the car.
3. Your _____ is the place where you were born or lived as a child.
4. The kilogram is the international _____ of weight.

DOWN

5. The water was as _____ as glass.
6. _____ of us took part in the sports meeting.
7. The river is so wide that we can't swim _____.
8. Trains run on _____.

II. Fill in the blanks with the correct forms of the words in the box.

sound present wing rapid seldom passenger
wheel environment probably everywhere

1. As you _____ know, I'm going to change my job soon.
2. She phoned me just now, but her voice _____ strange on the phone.
3. He dislikes trains because he likes more _____ types of transportation.
4. Everyone has to think of an invention and _____ it to the class.
5. Human beings don't have _____, but we invented planes to fly.
6. I have looked for my book _____, but I can't find it.
7. We should work together to make our _____ clean.
8. Cars can't move without _____.
9. They _____ watch TV these days because they are very busy.
10. How many _____ does that high-speed train carry?

Grammar in Use

Fill in the blanks with the correct forms of the given verbs.

1. What transportation would you like _____ (take)?
2. He _____ (tell) me _____ (meet) him at the park yesterday.
3. I have no time _____ (travel).
4. _____ (learn) a language well, we should _____ (use) it every day.
5. Ms. Liu always _____ (encourage) us _____ (read) more books.

Listening and Speaking

I. Listen to the dialogue and fill in the blanks.

A: National Day is coming. What are you going to do?

B: My father is going to take me to my _____. We're going to visit some _____ places there.

A: Oh, that _____ good.

B: Yes. What about you?

A: _____ my parents will take me to Xi'an.

B: That will be _____. How will you go there?

A: Maybe by _____. I'm not sure.

B: Well, I'm sure you'll have a good time.

A: I _____ so.

II. Listen and repeat.

1. In the 1700s, / many scientists worked on / steam engines.
2. The Rocket, / had a top speed of / only 45 kilometres per hour.
3. With a transporter, / it would take / just a few seconds.
4. In the future, / cars will probably use / water or sun energy / to power them.

III. Work in groups. Talk about your family's favourite type of transportation.

Putting It All Together

I. Read the passage and answer the questions.

Driving Cars

- ☐ The first cars were made in the early 1800s. What were the first cars like?
- ☐ They did not look or sound anything like they do today. They made a lot
- ☐ of noise as they travelled down the street. They had wooden wheels like
- ☐ wagons. They had steam engines like trains. Then during the 1880s, a German
- ☐ engineer invented engines that used gas, not steam.

- At that time, people thought cars were dangerous. In England, between
- 1865 and 1878, cars could travel only 6.5 kilometres per hour. Many people
- were afraid of cars and preferred to use horses for travel.
- At first, only rich people could buy cars. Then Henry Ford opened a car
- factory in 1908 and began building small cars in large numbers. After that,
- most families in North America could buy a car. Henry Ford called his car the
- Model T Ford. Today people all over the world can buy cars.

1. When did the first cars appear?
2. What were the first cars like?
3. Who began building small cars in large numbers?

II. What type of transportation interests you? Find facts about this type of transportation. Then write some sentences to describe it.

Task tips: How did it begin? Write down important dates about your type of transportation. What happened on these dates?

Self-Evaluation

Find more examples from this unit. Then mark your stars.

I. Possibility and Impossibility

In the future, cars will probably use
water or sun energy to power them.

I can express possibility and impossibility
in English.



II. Infinitives

You can walk to the bakery to buy
donuts.

I can use infinitives properly.



Let's Take a Drive

*This afternoon,
Let's take a drive,
Through village streets,
To the countryside,
On highways so straight —
Get in, let's take a ride.*



*Park by the sea,
Get out of the car,
Sit on the beach,
Watch the ships from afar,
At night we'll drive home —
We like a drive in the car.*



UNIT 7

Lessons 37 ~ 42

Enjoy Your Hobby



We Will Learn

Functions

- ▶ Talking about Interests and Hobbies

Grammar

- ▶ Articles

Structures

- ▶ What's your hobby?
- ▶ I like to exercise in my free time.
- ▶ I enjoy playing ping-pong.
- ▶ My hobby is studying stars.
- ▶ I'm interested in collecting all kinds of concert tickets.

Lesson 37: What's Your Hobby?



- What do you like to do in your spare time?
- What hobbies do you know?

Ms. Liu: Hi Class! We know everyone likes to have spare time. How do you spend your free time? Do you have any hobbies?

Wang Mei: I like to exercise in my free time. I often go swimming in summer. In winter, I like to go skating.

Li Ming: Exercising is fun, and it also helps to keep us healthy. I enjoy playing ping-pong.

Yang Hao: My hobby is studying stars. I find it very interesting. Did you know the sun is a star? It's the closest star to Earth.

Li Lin: I collect stones. When I travel, I always look for stones. If I find an interesting one, I take it home and add it to my collection.

Yi Han: Really? I like collecting, too. I'm interested in collecting all kinds of concert tickets. My family often helps me. I also trade my tickets with other people.

Wang Mei: That's an interesting hobby. My aunt in Shanghai loves going to concerts. I will ask her to keep her tickets for you.

Ms. Liu: That would be great! How about you, Tao Xiaolin? What do you like to do in your spare time?

Tao Xiaolin: Well, I have many interests. I like reading books. I also like gardening, watching movies and surfing the Internet.



Learning Tip

When we want to express our interests or hobbies, we can use the following structures:

I like/enjoy...

I'm interested in...



My hobby is...

Let's Do It!

1 Read the lesson and write each student's hobby under the pictures.



Li Lin likes collecting
stones.



2 Fill in the blanks with the correct forms of the given verbs.

1. Some people like _____ (exercise) in the gym, and some enjoy _____ (run) outside.
2. She likes sports very much. She often goes _____ (skate) in winter.
3. You've read many stories. I'm sure you would be interested in _____ (write).
4. My hobby is _____ (collect) all kinds of tickets.

PROJECT



WHAT'S YOUR HOBBY?

A hobby is something you enjoy doing. A hobby is not a job or a school subject. It's not something you need to do. It's just something you like to do.

- Do you have a hobby?
- Would you like to have a hobby?
- Do you like to build model cars?
- Do you collect things?

If you already have a hobby, talk about it! Bring your hobby to school and show it to your classmates. Talk about why you enjoy it.

If you don't have a hobby, what hobby would you like to have?

Lesson 38: Hobbies Are Fun!



- What types of hobbies can you think of?
- What new hobby do you like? Why?

“A happy child has a hobby.” That’s an old saying, and it’s true. A hobby is not only fun but also useful. A hobby can help build your confidence and make your life more colourful. It can help you make more friends and teach you to work well with others.

There are many different types of hobbies. Some people like to collect things such as stamps, toy cars and postcards. Other hobbies are outdoor activities. A lot of people enjoy gardening, travelling, skiing and other such activities. Games are also popular.



Outdoor activities are fun!



Some people like to sew. They can make beautiful things like this!

Some people like to play card games or chess. Others are interested in the arts. They like drawing, dancing, acting and singing.

People usually take up their first hobby when they are kids, but hobbies are fun for all ages. It’s never too late to learn something new.



Dig In

There are many sayings about hobbies:

All work and no play makes Jack a dull boy.

Happy is the man who is living by his hobby.

If you have time after work for your hobby, you are lucky. But if work itself is a hobby for you, you are luckiest.

Do you know any similar sayings in Chinese?

Let's Do It!

1 Read the lesson and follow the instructions.

- Underline and copy the old saying mentioned in the lesson.
- Underline and copy the key sentences in the second paragraph.
- Circle the hobby that is NOT mentioned in the lesson.

card games

acting

cooking

gardening

collecting painted eggs

2 A reporter interviewed people about their hobbies. Listen to the statements and match the names with the hobbies.

Jim

I like playing chess in my spare time.

Wang Lin

I enjoy collecting sports cards.

Jack

I'm interested in learning about my family history.

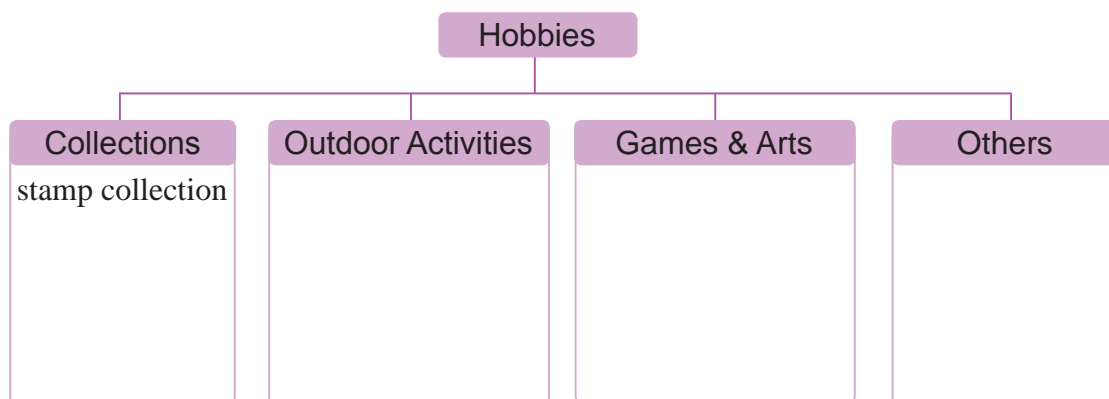
Kate

I really love singing. Singing is a big part of my life.

Sun Yang

When I have free time, I read story books.

3 Work in pairs. Read the lesson again and organize the hobbies into the following groups.



Lesson 39: Danny's Hobby



- How many people are there in your family? What hobbies do they have?
- Do you know any interesting facts about your family history?

Dear Grandma,

Thank you very much for your letter about Great Great Grandpa Rex. I like collecting facts about our family history. It's a great hobby! It's fun, and it makes me feel proud.

I like your name for Great Great Grandpa Rex: Grandpa Giant! He was very tall and very strong! When he visited you, did you have a huge chair for him?

You told me many interesting facts about him. He came from Africa and learned English in Canada. He built his own African-style house. He got his eggs from his own hens and milk from his own cows. That is very interesting. Most people don't have cows or chickens anymore. They buy their milk and eggs at the store.


Can you help me some more? I am doing a report for one of my classes. I need to show and talk about my hobby, so I would like a photo of Great Great Grandpa Rex. Do you have one?

I have an idea! Let's trade photos! Here's a photo of me from school. You keep this photo and send me a photo of Great Great Grandpa Rex. Would that be OK?

I'll write again soon.

Love,

Danny



Let's Do It!

1 Read the lesson and write true (T) or false (F).

1. Danny likes collecting facts about his family. ()
2. Grandpa Giant is another name for Danny's great great grandpa. ()
3. Rex came from Africa, and he learned English in the U.S. ()
4. Rex always goes to the store to buy milk and eggs. ()
5. Danny wants to trade photos with his grandma. ()

2 Danny's grandma is telling him more facts about Grandpa Giant. Listen to the dialogue and circle 😊 for correct and ☹️ for false.

- He enjoyed playing basketball. 😊 ☹️
- He didn't like gardening. 😊 ☹️
- He enjoyed eating donuts. 😊 ☹️
- He liked collecting stamps. 😊 ☹️
- He was not interested in painting. 😊 ☹️

3 Complete the passage with the phrases in the box.

Shirley is a journalist. She travels around the world and interviews many people. Her job requires her to ask people questions and _____ about them. Right now she is _____ about Africa. She is there to write about the lives of the poor. She likes to take photos with them and they like to _____ with one another. Shirley never forgets to stay in touch with her family. She _____ to them once a week and always includes a photo. Shirley's family and friends _____ of her.



sends a letter doing a report feel proud collect facts trade photos

Lesson 40: What's Paul's Hobby?



- Have you ever built a model? What was it?
- Have you ever joined a club?

My name is Paul. What's my hobby? It's model rockets! I have ten rockets. I built one of them myself. It's made of wood and cardboard. I glued it together, and then I painted it. What do I do with my rockets? I launch them! I began to launch rockets two years ago.

Last year, I joined a rocket club in my city. It has about forty members. Some of the members are young like me, but most of the members are adults. We meet every month. Sometimes, we have competitions. Everyone launches their rockets. The highest rocket wins. We also give prizes for the best-built rockets.

I launch most of my rockets seven to ten times. Then I lose or break them. I lost one of my rockets two weeks ago. It went too high: 499 metres. I launched it in a field, but it landed in some trees. My dad and I looked for it for three days. I hate to lose a rocket! I keep my broken rockets. I have a collection of them in my bedroom.

I like my hobby because it's exciting and challenging. It is a lot of fun to build and launch rockets.



This rocket is about one metre tall. I also have a 1.8-metre-tall rocket!



Many people like to build models. Model trains are fun to build and play with!

Let's Do It!

1 Read the lesson and write true (T) or false (F).

1. Paul's hobby is model rockets. ()
2. Paul built a rocket by himself. It's made of wood and paper. ()
3. Paul likes his hobby because it's exciting, and model rockets are easy to make. ()
4. The members of the rocket club meet every week. ()
5. Paul launches his rockets several times, and then he collects the broken ones in his bedroom. ()

2 Fill in the blanks with the correct forms of the words in the box.

begin launch break make collection land

1. Susan loves her red skirt because it was a gift from her grandma, and it is _____ of silk.
2. When Mr. Black came into the classroom, the students gathered around him and _____ to ask him questions.
3. "That's one small step for man, one giant leap for mankind," Neil Armstrong said. In July 1969, he _____ on the moon and became the first person to walk on the moon.
4. When China successfully _____ its Shenzhou IX at 6:37 p.m. on June 16, 2012, everyone was excited.
5. I hate to be late, but my bike was _____.
6. Everyone in our club has busy lives. But we still try to get together on weekends and share our _____.

3 Write a short passage about your hobby or your future hobby.

Task tips: How do you like it? When did/will you start it? Do you know any friends that have the same hobby as you? Are there any stories about your hobby?



Lesson 41: Show and Tell!



- Do you know a lot about your family history?
- What would you present at a hobby show?

Today the students are telling their classmates about their hobbies.

Brian brings his stamp collection. He has four books full of stamps! Some of them are very old. Steven shows the class his yo-yo. He spins it up and down. It's a good performance. The class claps for him. There are many other hobbies — from riddles, chess and reading, to model trains and even model rockets.

Finally, it's Danny's turn.

"My hobby is in a big box in the parking lot," says Danny. "Would someone help me bring it in?"

The teacher and three students go to help Danny, but the box is too tall! It won't fit through the door. One student says, "Let's put the box on its side, Danny. Then it will go through the door."

"We can't," says Danny. "It's not a common box. See the sign on the box?"

"OK," says the teacher. "Let's ask the class to come to the parking lot. Take your hobby out of the box and get it ready, Danny."

When the teacher comes back with the class, Danny is ready.

"It's my family tree! I know about everyone in my family."

Danny tells some facts and stories about his family. Everyone is very interested.

"Good for you, Danny! Many people enjoy learning about their family history, but most people draw their family trees. They don't plant them!" says the teacher.

"I have two hobbies," says Danny. "I like to learn about my family, and I like gardening!"



Let's Do It!

1 Read the lesson and tick the correct answers.

- What are the students doing today?
☐ They are playing in the parking lot.
☐ They are showing their hobbies to their classmates.
- What is Steven's hobby?
☐ He likes collecting stamps. ☐ He likes playing with his yo-yo.
- Where is Danny's hobby?
☐ In a tall box. ☐ In a tree.
- What does the teacher ask the students to do?
☐ To come to the parking lot. ☐ To stay in the classroom.

2 Complete the passage with "a", "an" or "the".

Today Danny's class had _____ hobby show. Brian brought his stamp collection. He had four books full of stamps! Steven showed _____ class his yo-yo. He is _____ good performer.

Danny's hobby was in _____ big box in the parking lot. But _____ box was too tall! So the teacher asked _____ class to come to the parking lot. Danny took his hobby out of _____ box. It was his family tree!

It's _____ interesting hobby. Most people draw their family trees. They don't plant them!

Sometimes, we use articles like "a/an" or "the" before a noun. And other times we don't use any articles. Look for more examples in the lesson about when to use articles and when not to. Can you find any rules?



3 Work in groups. Interview some of your classmates or family members about their collections.

Task tips:

- Do you know any collectors? (Many people like to collect stamps, postcards, sports cards, etc. Those people are called collectors.)
- What do they collect?
- When did they begin their collections?
- What do they love most about collecting?



This is a sports card.

Lesson 42: The New Club



- Why is it important to have hobbies?
- Do good friends always have the same hobbies? Why or why not?

November 30

Dear Grandpa,

Did you see the stamp on this letter? Please send it back to me for my collection.

This morning, everyone in my class brought his or her favourite hobby to school. I showed my stamp collection to the class.

Danny showed us his family tree. It was a real tree, and it was huge.

I really enjoyed Jenny's hobby. Her hobby is gardening. Last summer, she grew lots of wonderful fresh vegetables. She brought some of them to school.

Our teacher says that gardening is enjoyable and easy to learn. Everyone can take part in gardening.

Then Jenny had a very good idea. She said that we should organize a gardening club! Many classmates supported the idea. We will all study gardening this winter. Then next year we can have a school garden. We can work in it daily and take good care of it.

Jenny and I joined the club. So did most of our classmates!

Please write back to me soon. I miss you!

Love,
Brian



Let's Do It!

1 Read the lesson and answer the questions.

1. What is Jenny's hobby?
2. What does Brian's teacher say about gardening?
3. What is Jenny's good idea?
4. Who joined the gardening club?

2 Listen to the dialogue and fill in the blanks.

Yang Hao: Hi Xiaolin! Your flowers are _____!
You're good at gardening. Would it be easy for me to learn?

Tao Xiaolin: Yes! Anyone can learn.

Yang Hao: Great! I want to _____ my own flowers!
Then I could _____ my own flowers to school, too.

Tao Xiaolin: Sure! Why not _____ our club? We can study _____ together, and we can have a school garden next year. We can _____ it every day and _____ it.

Yang Hao: That's a great idea!



3 Fill in the blanks with the correct forms of the given words.

1. I enjoy _____ stamps. Last week I added a new one to my stamp _____. (collect)
2. He can cook _____ Chinese food, and it tastes _____ good. (real)
3. My grandpa sometimes reads the *China* _____ when he is free, and he works in his small garden _____. (day)
4. Most of our classmates _____ playing ping-pong. It's _____. (enjoy)

4 Work in groups. Talk about gardening. Then write a short passage about gardening and present it to your classmates.

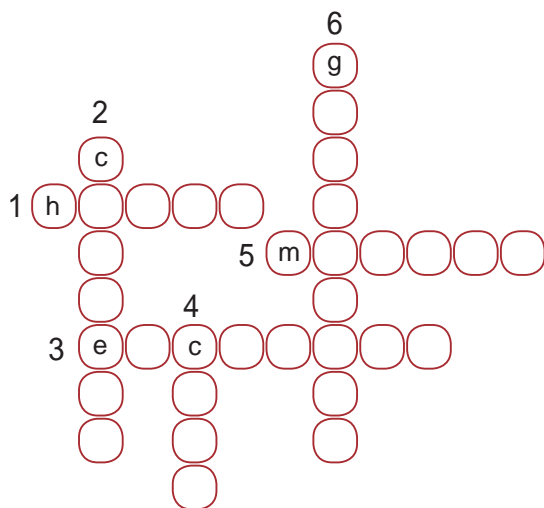
Task tips: Do you like gardening? Do you think it is easy or hard? Do you have any gardening knowledge? Would you like to join a gardening club? What would you like to plant — trees, flowers or vegetables?



Unit Review

Building Your Vocabulary

I. Complete the clues and do the crossword.



ACROSS

1. Wang Qing loves to collect postcards. It's her _____.
3. I enjoy playing hockey. It is _____.
5. I love painting. I have been a _____ of the art club for two years.

DOWN

2. John likes to _____ stamps. He has three books full of old stamps.
4. James joined the swimming _____ last year.
6. You have a lot of fun working in your garden. _____ is a nice hobby.

II. Complete the passage with the words you learned. The first letter is given.

People with hobbies have more colourful lives. There are many different kinds of hobbies. Some people e_____ collecting coins or stamps; others choose to s_____ their time playing sports or music. I have many hobbies: r_____ bicycles, painting and gardening. Gardening is my f_____ hobby. It is very enjoyable. I like to p_____ vegetables, fruit and flowers in my g_____.

Grammar in Use

Fill in the blanks with “a”, “an” or “the”.

Last year, I learned about a strange hobby. I was on a train and saw _____ man reading a book about gardening. I said to _____ man, “That seems like _____ interesting book.” He said, “Yes, it is a good book. But I am reading it for _____ very special



reason — it has _____ green cover. My hobby is collecting books with green covers.” What _____ strange hobby! It is very hard to find books with green covers. He spends a lot of time in bookstores. When he sees _____ good book with a green cover, he adds _____ book to his collection. His dream is to cover _____ wall in his bedroom with just green books. Strange, you might say, but that’s his hobby!

Listening and Speaking

I. Listen and repeat. Pay attention to the letter “r”.

real railway rapid environment
break probably across celebrate

II. Complete the following dialogue.

A: Hi! What are you doing?

B: I’m looking at my new stamps.

A: How beautiful these stamps are! _____

B: Yes, I like collecting stamps.

A: _____

B: For three years. What’s your hobby?

A: _____

B: Really? My brother enjoys collecting postcards, too.

A: Great! Maybe we can trade them some day.

Putting It All Together

I. Read the story and write true (T) or false (F).

Let’s Go Fishing!

Jamie was ten years old, but he did not have a hobby. He used to say that he was too busy or too young to have a hobby. He did not take part in any games with his friends. Instead, he watched a lot of television and played too many computer games. He didn’t want to do anything else.

One day, his grandfather paid him a visit. His grandfather saw that Jamie had no hobby. He knew this was not a good way for a young boy to grow up.

“Wouldn’t you like to have a hobby?” asked Jamie’s grandfather.

Jamie thought about it for a while. “Grandpa,” he said, “I would love to learn how to fish. There is a river near here, and I see many people fishing there on my way to school. Will you teach me how to fish? I would love to have a hobby like that.”

- ☐ His grandfather was happy. He smiled at his grandson and said, “Of
- ☐ course! I would love to teach you how to fish. When I get home, I will send
- ☐ you a fishing rod and some hooks. When I come for my next visit, you and I
- ☐ will go fishing. Imagine the huge fish we will catch. Imagine the fun we will
- ☐ have!”

1. Jamie is a boy with many hobbies. ()
2. Jamie does not like watching television. ()
3. Jamie’s grandfather does not have time to teach Jamie how to fish. ()

II. In this unit, you have learned about different hobbies. Write an e-mail to a friend in Canada. Tell him or her something about your hobbies. Why do you have them? What are some common hobbies in China?

Self-Evaluation

Find more examples from this unit. Then mark your stars.

I. Talking about Interests and Hobbies

My hobby is studying stars.

I can talk about hobbies in English.



II. Articles

A happy child has a hobby.

I can use “a”, “an” and “the” properly.



A Moment Just for Me

Sometimes I’m glad to be alone —

A moment just for me.

I use this special time,

For my favourite activity.

I like to colour, paint and draw.

I like my model train.



I could collect more hockey cards,


Or play my favourite CD again.

Sometimes I’m glad to be alone —

A moment just for me.

I use this special time,

For my favourite activity.



UNIT 8

Lessons 43 ~ 48

Celebrating Me!



We Will Learn

Functions

- ▶ Expressing Encouragement
- ▶ Making Evaluations

Grammar

- ▶ Reflexive Pronouns
- ▶ Object Complements

Structures

- ▶ What do you like about yourself?
- ▶ What makes you unique?
- ▶ We felt proud of ourselves.
- ▶ Believe in yourself.

Lesson 43: What Makes You Unique?



- Are you proud of yourself?
- What are you good at?

Li Ming and Jenny are chatting online.

Li Ming: Hi Jenny! Are you there?

Jenny: Yes, Li Ming. What's up?

Li Ming: SOS! I need your help with my English project this week.

Jenny: No problem! Tell me more about it.

Li Ming: We are supposed to describe ourselves in a report. What should I write about myself? I find it a little hard.

Jenny: I can't help you write the report, but I can help you think about it.

Li Ming: Yes, please. That would be great!

Jenny: First, think about yourself. What do you like about yourself?

Li Ming: Hmm... Let me think. I'm a good student, and I think I'm a good person. I also have many friends.

Jenny: That's right! You can also write about your special talents and personal strengths. What makes you unique?

Li Ming: That seems hard!

Jenny: Not really. Suppose you are talking to a friend. Tell them about yourself: What are you good at? What are you proud of?

Li Ming: Yes, that makes sense. Thank you so much for your help.

Jenny: It's my pleasure.



Culture Tip

SOS is a code that was used in an old form of communication called Morse Code. It is a call or signal for help.

Let's Do It!

1 Read the lesson and write true (T) or false (F).

1. Jenny and Li Ming are talking on the phone. ()
2. Jenny can write the report for Li Ming. ()
3. Li Ming doesn't know how to describe himself in the report at first. ()
4. Li Ming is a good student and has many friends. ()

2 Listen to the dialogue and fill in the blanks.

Mike: Hi Helen! Are you there?

Helen: Yes, Mike. What's up?

Mike: Could you help me with my _____ this week?

Helen: Sure. Tell me more about it.

Mike: We are _____ to write about Dr. Hawking. I know he is a famous _____. But what should I write about him? I'm not sure.

Helen: He wrote some interesting books. Maybe you can talk about one of his books.

Mike: That's a great idea. Thank you for your help.

Helen: It's my _____.

3 Make sentences using the given information.

Example: We are supposed to describe ourselves in a report.

1. Danny / meet Steven at 8 a.m. in the library (be supposed to)
→ Danny is supposed to meet Steven at 8 a.m. in the library.
2. I / do my homework tomorrow evening (be supposed to)
→ _____
3. Celina / perform on Christmas Day next week (be supposed to)
→ _____

PROJECT



ALL ABOUT ME

Everyone is special. What makes you special? Describe yourself and explain why you are unique. Write a report about yourself and include some drawings or photographs.

Here are some ideas of things to write about:

- What are your personal strengths?
- Do you have any talents?
- What makes you happy?
- What are you proud of?

Lesson 44: Georgia Plays Basketball



- Do you have basketball teams in your school?
- What makes you unique in your class?



Want to play?

Hello everyone! My name is Georgia. I am in Grade 8.

What makes me unique? Let's see. My family comes from Greece. I was born there. Nobody else in my school comes from Greece! That makes me unique.

I've been in Canada for seven and a half years. My grandparents, aunts, uncles and cousins still live in Greece.

My sister is a basketball player in

Canada. But she sometimes returns to Greece to play for the Greek National Basketball Team.

Playing basketball is my main talent, too. When I was in Grade 6, I played for the junior high basketball team. I was the youngest player. We did very well last year. We lost only two games.

Once, we played against a team from another city. The game was almost over, and the score was fifty-one to fifty-one.

A player on my team passed me the ball. I was too far from the basket. Could I put the ball into the basket? I tried, and the ball went in! The final score was fifty-four to fifty-one. We won! We felt proud of ourselves.

My dream is to play basketball in the Olympics. I'd like to go to university, too. My parents want me to study medicine, but I want to continue taking P.E. What sport would I study? Basketball, of course!



Let's Do It!

1 Listen to the passage and tick the correct answers.

Name	Where's he/ she from?	What's his/her father's job?	What's his/her mother's job?	What's his/her dream job?
Tom	<input type="checkbox"/> The U.S. <input type="checkbox"/> Canada.	<input type="checkbox"/> A teacher. <input type="checkbox"/> A doctor.	<input type="checkbox"/> A teacher. <input type="checkbox"/> A doctor.	<input type="checkbox"/> A teacher. <input type="checkbox"/> A doctor.
Natalie	<input type="checkbox"/> Russia. <input type="checkbox"/> India.	<input type="checkbox"/> A businessman. <input type="checkbox"/> A police officer.	<input type="checkbox"/> A writer. <input type="checkbox"/> A shop assistant.	<input type="checkbox"/> A writer. <input type="checkbox"/> A doctor.
Hong Lei	<input type="checkbox"/> China. <input type="checkbox"/> Singapore.	<input type="checkbox"/> A tailor. <input type="checkbox"/> A bank clerk.	<input type="checkbox"/> A bank clerk. <input type="checkbox"/> A writer.	<input type="checkbox"/> A basketball player. <input type="checkbox"/> A teacher.

2 Read the lesson and complete the passage. The first letter is given.

Georgia is a student in Grade 8. She is unique in her school because she was b_____ in Greece. N_____ else in her class is from Greece. Georgia has a big family. Her grandparents, aunts, uncles and cousins are living in Greece. Her sister is a basketball player in Canada. But she sometimes r_____ to Greece to play for the Greek National Basketball Team. Georgia is good at basketball, too. Her parents want her to study m_____, but she wants to c_____ taking P.E. Her dream is to be a basketball player.

3 Fill in the blanks with the correct forms of the given words.

- Last year he _____ (return) to China to play for the Chinese team.
- Once, she _____ (win) a game for her city. She was very proud of herself.
- Her dream is _____ (play) ping-pong in the Olympics.
- Jack wants to _____ (continue) studying Chinese when he returns to Canada.

4 Work in groups. What makes you unique? Think about the other members and share your ideas.

Example:

I think Da Zhi is special. He can play the guitar very well.
Lin Tao always helps others. She is really kind. She is unique.



Lesson 45: Be Yourself!



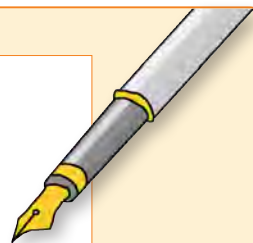
- What are your strong points and weak points?
- Did you ever write to a doctor or another person for help?

Dear Sue,

I'm a middle school student. I look very common. I get average grades in all of my subjects except English, but sometimes I make stupid mistakes. My friend Lisa, however, is pretty and smart. She is good at everything. I want to be like her, but I know that's impossible. I feel bad about myself.

What can I do?

A Sad Girl from Washington



Dear Sad Girl,

Nobody is perfect in this world. Even your friend isn't perfect. We all have our strong points and weak points.

Think about your strong points. For example, you are good at English, and I'm sure you are a good friend. What do you like about yourself? Make a list and read it every morning.

Don't be too hard on yourself for making mistakes. We all make mistakes. The important thing is to learn from your mistakes.

Look in the mirror and smile at yourself every day. Be your own best friend, and be yourself. You are a special person and unique in your own way!

Sue



Let's Do It!

1 Read the lesson and tick the things that are mentioned in the lesson.

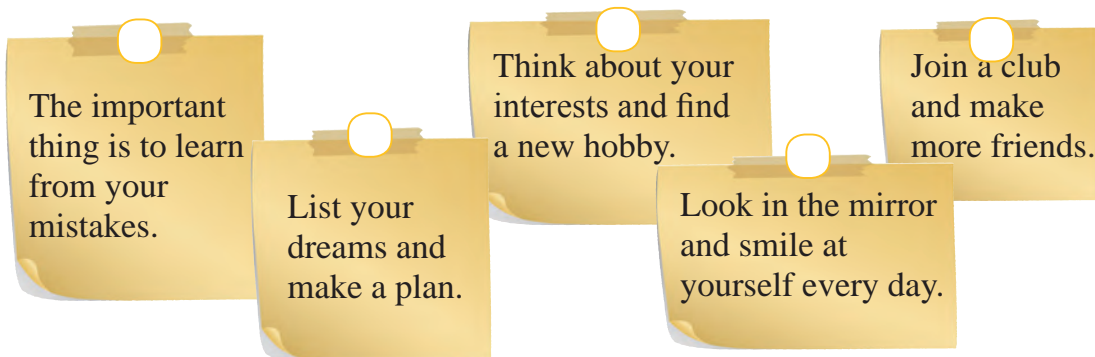
1. What are the girl's problems?

- ☐ She thinks she looks very common. ☐ She doesn't do well in English.
☐ Sometimes she makes stupid mistakes. ☐ She doesn't have any friends.

2. What are Sue's suggestions?

- ☐ Talk to your parents or teacher. ☐ Smile at yourself every day.
☐ Make plans for your dreams. ☐ Go to a doctor.
☐ Make a list of your strong points and read it every morning.

2 Listen to some pieces of advice and number them in the correct order.



3 Now read this letter to Sue and Sue's response to it. Fill in the blanks with proper pronouns.

Dear Sue,
 I'm a high school boy. I'm good at all my subjects, but I don't like _____. I don't have any friends. The boys in my class enjoy _____ after class. They talk and laugh, but no one speaks to me. I don't know how to speak to _____. I feel very lonely.
 Lonely Boy from Ottawa



Dear Lonely Boy,
 Teenage years are wonderful but also difficult. It's common that many middle school students don't like _____. Be proud of _____. You are doing so well in school. After school you can read the news and share interesting

stories with _____ classmates.

Think about your interests and find a new hobby.

Maybe you can join a club and make more friends.

Soon you will begin to enjoy _____!

Sue

Lesson 46: My Dream



- Do you have any dreams or interests? What are they?
- What would you like to do but feel afraid to try?

My name is Cathy. I love singing opera. Even when I was a little girl, I dreamed of being an opera singer. I often sang with my hair brush as my microphone. My family is poor, and I never had any singing lessons. But I taught myself by listening to the radio and watching TV programs.

One year, our school organized a talent show. Some students wanted to tell jokes, and others wanted to dance. I wanted to sing, but I wasn't confident. "Maybe I'm not good enough to be a singer," I said to myself.

My teacher encouraged me to take part in the show. "Your voice sounds beautiful. Believe in yourself." I chose my favourite opera song and practiced every day.



Cathy enjoys herself so much when she is singing.

.....

The day of the talent show came. I waited and waited. Some students were really good. Their performances were excellent. "Would I sound good?" I felt a little nervous.

Finally, it was my turn. I stood on the big stage. The lights were so bright, and there were so many people in front of me. I felt my heart beating so fast! Then I saw my teacher smiling and my friends waving at me. They were there with me! Slowly I began to relax. The music started and I began to sing.

When my song was over, all of the students clapped loudly. They all loved it!

After the show, my friends came to see me. "Well done, Cathy! You will be a real opera singer someday."

Let's Do It!

1 Read the lesson and number the sentences in the correct order. Then retell Cathy's story.

- ☐ She stood on the stage and began to sing.
- ☐ She dreamed of being an opera singer when she was a little girl.
- ☐ She wanted to take part in the show but wasn't confident.
- ☐ One year, her school had a talent show.
- ☐ The students loved Cathy's song.
- ☐ Her teacher encouraged her to take part in the talent show.

2 Listen to the passage and tick the correct answers.

1. Li Yun liked to play _____ when she was young.
☐ on the beach ☐ in the hills
2. Li Yun liked to _____ the birds.
☐ sing along with ☐ listen to
3. Li Yun's dream is to _____.
☐ be a singer ☐ become a teacher

3 Make sentences using the given information.

Example A: My teacher encouraged me to take part in the show.

1. Dr. Lin / Xiao Feng / join a club and make new friends (advise... to)

→ _____

2. Georgia's parents / her / study medicine in the future (want... to)

→ _____

Example B: I felt my heart beating so fast.

1. Cathy / her friends / wave at her (see)

→ _____

2. Jenny / Li Ming / call his parents (hear)

→ _____

Look at these sentences: I find **it a little hard**. I can't help **you write the report**. That makes **me unique**. I felt **my heart beating so fast**. They all have object complements. Object complements (words in blue) give more information about objects (words in red). Circle the object complements in the activity above. Can you figure out the rule?



Lesson 47: I Made It!



- Are you good at spelling? What words do you think are hard to spell?
- What English skills would you like to improve?

Peter left Miss Martin's classroom feeling like a loser. His teacher wrote a big "F" for "fail" on his English exam paper.

Krista, his friend, noticed him looking sad. "What's wrong, Peter?" asked Krista.

"I just failed my English exam," replied Peter. "I made too many spelling mistakes."

"If I can spell, you can spell, too," said Krista.

Peter didn't agree. He came from Mexico. English was not his first language.

But Krista was not going to let Peter give up. The next day, she gave Peter a book — *The Top 500 Most Often Misspelled Words*.

"There are 125 days left before the end of the school year," said Krista. "Each day, you will learn how to spell four of these words. I am here to help you. OK? Soon, you will master them all."

Peter accepted the challenge. He worked very hard, both by himself and with Krista.



On the last day of school, Miss Martin stood in front of the class. She presented many awards that day, but she was most excited to present one very special award: the Most-Improved Student Award. She gave it to Peter and said, "Your spelling was perfect in your last paper. I'm very proud of you."

Peter felt so happy. After school, he told Krista the good news. "I made it!" he said. "It's all because of your help! Thank you so much!"

"Good for you, Peter! I am proud of you."

Let's Do It!

1 Listen to the dialogues and tick the correct answers.

1. How does the boy feel?
☐ He feels excited. ☐ He feels nervous.
2. Who are the two speakers?
☐ A student and a teacher. ☐ A girl and her aunt.
3. How did Cindy do on her homework?
☐ She didn't do well. ☐ She did an excellent job.
4. How many days are there before the end of the term?
☐ Seven days. ☐ Seven weeks.

2 Read the lesson and complete the passage with the correct forms of the words in the box.

agree present notice fail accept

Peter came from Mexico. He _____ his English exam because he spelled too many words wrong. His friend Krista _____ that. "If I can spell, you can spell, too," said Krista. Peter didn't _____ because English wasn't his first language.

Krista helped Peter make a study plan. Peter _____ the challenge, and he worked very hard.

On the last day of school, Miss Martin _____ the Most-Improved Student Award to Peter. His spelling was perfect in the last exam. Peter felt so happy. He thanked Krista. Practice makes perfect! It always works.

3 Complete the dialogues with the correct forms of the words above.

1. A: Did you _____ that? Jim does not seem happy today.
B: Yes. But maybe he is just tired. He played soccer this morning.
2. A: I think we should visit our grandpa next weekend.
B: I _____. We haven't visited him for a whole month.
3. A: I know you really want this job. But if you _____, what will you do?
B: I will feel sad, but I will not give up. I'll continue working toward my dream.

4 Work in groups of three. Rewrite the lesson as a dialogue and act it out.

Lesson 48: Li Ming's Report



- Do you like to talk about yourself to others? Why or why not?
- What do you do when you feel nervous?

It is time for Li Ming to present his report. He stands in front of the class. Here is his report to the class.

My friends are very important to me. With friends, we make ourselves strong! Before class, I was nervous about this report. My friend Jenny gave me some good advice, and you all encouraged me. Now I feel more confident. You are all my friends. We work together. We help each other.

I work hard in school and I hope to go to college someday. I'd like to be an English teacher when I grow up.

I am very good at English. I write letters and talk to my English friends. This gives me some confidence to speak English. I often make mistakes when I speak English, but I believe that practice makes perfect. I practice English a lot in class and after school.

I love to sing. I also like to play ping-pong. Sometimes I lose, but usually I win. I am one of the best players in the school.

Sometimes I am not well organized. I will try to improve. I believe I can do better.

Thank you!



Let's Do It!

- 1 Read the lesson and number the following key sentences in the correct order.

- ☐ My friends are important to me.
- ☐ I am not well organized.
- ☐ I work hard at school.
- ☐ I am good at English.
- ☐ I have many interests.

- 2 Lucy, Nick and Bob are talking about themselves. Listen to the passages and match the people with the statements.

Nick



I am very active at my school, so I make a lot of friends. We always study and play together.

Bob



Sometimes I feel shy speaking in front of the class. I don't have much confidence in myself. But I enjoy playing with my friends. My favourite sport is football.

Lucy



I like listening to music because it helps me calm down and feel good.

- 3 Read Mike's report and complete the passage with the words in the box.

college singer excellent introduce ourselves

Hello everyone! Let me _____ myself. I am Mike — a good person, an _____ student and a hard worker. I have many friends. We work together and help each other. We make _____ strong! My dream is to go to _____ someday, and I want to be a _____ in the future. I love to sing and play hockey. I like myself. Thank you!

Unit Review

Building Your Vocabulary

I. Fill in the blanks with the words in the box.

common return weak perfect impossible

1. His father plans to _____ from Canada next month.
2. Anne was ill last week, and she is still very _____.
3. Collecting sports cards is a very _____ hobby among students.
4. He loves reading books. A trip without a book is _____ for him.
5. No one is _____. Everyone makes mistakes.

II. Complete the passage with the words from this unit. The first letter is given.

My dream is to be a writer. Some of my friends think writing is not my p_____ strength, but I know I can improve. My mum encourages me and makes me feel more c_____. I will c_____ reading and writing every day. My favourite writer is J.K. Rowling. I think her writing is unique. In the future, I hope to write children's stories, too.



Grammar in Use

Complete the chart and then fill in the blanks with the correct pronouns.

I	my	me	mine	myself
you	your	you	yours	
he	his	him	his	
she	her	her	hers	
it	its	it	its	itself
we	our	us	ours	
you	your	you	yours	
they	their	them	theirs	

1. Mike told his mother to relax. He said he could take care of _____.
2. Steven is very confident. _____ thinks of himself as a good person.
3. Help _____ to some fish, please!
4. We enjoyed _____ on the playground.
5. The mother encouraged the little girl to clean her room by _____.
6. Don't worry about _____. We can look after ourselves.

Listening and Speaking

I. Listen to the following sentences and underline the stressed words.

1. My parents want me to study medicine.
2. I saw my teacher smiling and my friends waving at me.
3. I taught myself by listening to the radio and watching TV programs.
4. Krista noticed Peter looking sad.
5. Your voice sounds beautiful.

II. Suppose your friend is having trouble at school. Complete the conversation to encourage him or her.

You: How are you doing these days?

Friend: Not very well! My English grade is very low, and my Chinese is even worse!

You: _____ If you work harder, things will get better.

Friend: I'm not so sure. I failed my English and Chinese exams.

You: Don't give up. I had the same problem, but I am doing well now!

Friend: Really? I'm still not sure. What should I do?

You: _____

Friend: Thanks! You're a good friend!

You: _____

Putting It All Together

I. Read the article and fill in the missing sentences.

How to Be Yourself

Everyone is born to be unique. It's important to know yourself, to like yourself, and to always be yourself. However, it's not always easy to be yourself. Here are some tips.

● _____ You can't be yourself if you don't know, understand or believe in yourself first.

● _____ "Do you think I'm funny? Does he like me? Does she think I'm silly?" It's impossible to be yourself if you are always worrying about these things. To be yourself, you have to let go of these worries and have confidence in yourself.

● _____ Stop thinking about the worst that could happen. If something embarrassing happens to you, learn to laugh at yourself and turn it into a funny story that you can share with others. It lets them know that you are not perfect and makes you feel more relaxed, too.

● _____ If your favourite way of doing something is different from others, do it and don't give up. You should learn to be proud of what makes you unique.

- A. Stop caring about what others think of you.
- B. Relax.
- C. Find yourself.
- D. Develop and express yourself.

II. Play a writing game.

Task tips: Do you have any questions for the doctor? Write a letter to Sue. Shuffle your letters and trade them with other groups. Everyone gets a letter. Now suppose you are Sue and write a letter back.

Self-Evaluation

Find more examples from this unit. Then mark your stars.

I. Expressing Encouragement

I am proud of you.

I know what to say when my friends are not confident and need help.



III. Reflexive Pronouns

We are supposed to describe ourselves in a report.

I can use reflexive pronouns properly.



II. Making Evaluations

I'm a good student, and I think I'm a good person.

I can describe myself in a confident way.



IV. Object Complements

My parents want me to study medicine.

I can use object complements properly.



You Are You

*Be confident in yourself,
Be proud of who you are,
Strive to be the best you can be!
We're unique —
You are you and I am me!*



*Be yourself and celebrate,
How no one is quite like you!
Be yourself and celebrate —
You are special through and through!*



Pronunciation

liason 连读

句子根据要表达的意思和内在的结构关系分为若干部分，每一部分称为一个意群。意群可以是一个词、一个词组或短语，甚至是一个句子。例如：

I / was happy / to see my classmates / after such a long holiday.

Lisa and I / are going to work on / our basketball project together.

We / learn about / famous mountains and rivers / in geography.

My mum / shops at / the grocery store / in the shopping centre.

在连贯地说话或朗读时，同一个意群中有些相邻的两个词可以连起来读，即前者词尾和后者词首可以连读。例如：

What are you good at?

What are your interests?

连读一般分为以下三种情况。

1. 辅音结尾的单词与元音开头的单词相连，这两个词可以连读。例如：

Look at this plant.

Wang Mei is very good at math.

a good job and a nice family

an old lady

an interesting one

a lot of homework

She told us to use English.

注意：

* 单词“以辅音结尾”指的是单词中最后一个发音是辅音，而不是指单词结尾的字母是辅音。如：star就不是以辅音结尾的单词。

2. 以r或re结尾的单词和元音开头的单词相连，可以连读，r或re读作/r/。例如：

a pair of pants

After you master it, it will become easier.

Mine was a picture of the ocean.

There are many Chinese restaurants in our city.

3. 以元音结尾的单词和以元音开头的单词相连，可以连读。例如：

They are like “two peas in a pod”.

He is ready to give his report to the class.

That is very interesting.

Some of them are very old.

Stress 句子重音

在英语口语中，除了单词中有重音外，英语的句子中也存在重音。句子中重音的功能一般有两种：第一种是为了强调说话人意在强调的内容，突出所要表达的重点。第二种是为句子的节奏感和韵律感服务。句子重音一般遵循实词重读、虚词弱读的原则。实词包括名词、动词、形容词、副词、指示代词、感叹词、疑问词、数词和多音节介词和连词等。虚词包括人称代词、系动词、助动词、情态动词、单音节的介词和连词、冠词等。例如：

I 'wanted to 'talk to 'Sandra.

It's 'almost the 'same as 'Grade 7.

'What do you 'like to 'do after 'school?

'Class 'starts in 'two 'minutes!

Rhythm 节奏

英语是一种节奏感较强的语言，其节奏是由重音与轻音的组合与重复来体现的。英语的节奏就是句子的重音在句子中有规律地出现。一个重音与其他轻音构成一个节奏群，每个节奏群需用大致相同的时间来朗读。所以为了真正取得节奏效果，碰到轻音较少的节奏时，就可以读慢些，非重读音较多的节奏群则必须念快一些。例如：以下句子都包含三个重音，所以它们读出来所需要的时间应该大致相等。

'Horses 'eat 'grass.

The 'horses 'eat 'grass.

The 'horses will 'eat the 'grass.

The 'horses will be 'eating the 'grass.

朗读诗歌等时也要注意突出节奏感。例如：

Twinkle / twinkle / little / star,

How I / wonder / what you / are.

Up / above / the sky / so high,

Like a / diamond / in the / sky.

Vocabulary (I)

【注】本词汇表中的黑体词为要求掌握的词汇；其余单词为接触词汇。

Unit 1

Sandra	/ˈsændrə/	桑德拉(人名)	(1)
Cox	/kɒks/	考克斯(姓氏)	(1)
physics	/ˈfɪzɪks/	物理学	(1)
recent	/ˈriːsnt/	adj. 最近的;近代的	(1)
perform	/pəˈfɔ:m/	v. 表演,演出	(2)
advise	/ədˈvaɪz/	v. 劝告;忠告;建议	(2)
agree	/əˈɡri:/	v. 同意	(2)
glue	/ɡlu:/	v. 用胶水将物体粘合 n. 胶水	(2)
immediately	/ɪˈmiːdiətli/	adv. 立即地, 马上地	(3)
glad	/ɡlæd/	adj. 高兴的;乐意的	(3)
ahead	/əˈhed/	adv. 在前面;向前	(3)
pancake	/ˈpæŋkeɪk/	n. 薄饼	(3)
lemon	/ˈlemən/	n. 柠檬	(3)
pizza	/ˈpiːtsə/	n. 比萨饼	(3)
hate	/heit/	v. 憎恨;讨厌	(3)
either	/ˈaɪðə; ˈiːðə/	adv. 也(用在否定 句中)	(3)
comb	/kəʊm/	v. 用梳子梳头 n. 梳子	(3)
Patrick	/ˈpætɪk/	帕特里克(人名)	(4)
Grant	/ɡrɑːnt/	格兰特(人名)	(4)
pea	/pi:/	n. 豌豆	(4)
pod	/pɒd/	n. 豆荚	(4)
copy	/ˈkɒpi/	v. 抄写;复制 n. 复制品	(4)
surprise	/səˈpraɪz/	n. 意想不到的事 v. 使惊奇	(4)

angrily	/ˈæŋɡrəli/	adv. 愤怒地;生气地	(4)
lend	/lend/	v. (lent/lent) 借给(某人钱 或东西);借出	(4)
cheat	/tʃi:t/	v. & n. 作弊;欺骗	(4)
following	/ˈfɒləʊɪŋ/	adj. 接下来的; 接着的	(4)
gym	/dʒɪm/	n. 体育馆;健身房	(4)
embarrassed	/ɪmˈbærəst/	adj. 尴尬的;窘迫的	(4)
enemy	/ˈenəmi/	n. 敌人;仇人	(4)
deal	/di:l/	n. 交易 v. (dealt/dealt) 处理;应付	(4)
someone	/ˈsʌmwʌn/	pron. 某人;有人	(5)
England	/ˈɪŋɡlənd/	英格兰(地名)	(5)
knowledgeable	/ˈnɒlədʒəbl/	adj. 有丰富 知识的;博学的	(5)
encourage	/ɪnˈkʌrɪdʒ/	v. 鼓励;支持	(5)
discuss	/dɪsˈkʌs/	v. 讨论;谈论	(5)
patient	/ˈpeɪʃənt/	adj. 有耐心的;能忍耐的 n. 病人	(5)
piano	/prɪˈænəʊ/	n. 钢琴	(5)
jeans	/dʒiːnz/	n. 牛仔裤	(6)
pleasure	/ˈpleʒə/	n. 愉快,快乐;满足	(6)
local	/ˈləʊkəl/	adj. 本地的,当地的 n. 当地人	(6)

Unit 2

geography	/dʒɪˈbɒɡrəfi/	n. 地理(学)	(7)
sometime	/ˈsʌmtaɪm/	adv. 在某时	(7)
painter	/ˈpeɪntə/	n. 画家	(7)
timetable	/ˈtaɪm,teɪbl/	n. 课程表;时间表	(7)
physical	/ˈfɪzɪkl/	adj. 身体的;肉体的	(8)
runner	/ˈrʌnə/	n. 跑鞋	(8)

except /ɪk'sept/ *prep.* 除了……之外 (8)

tonight /tə'naɪt/ *adv. & n.* 今晚 (8)

since /sɪns/ *prep.* 自……以后;从……以来
conj. 因为;由于;既然 (9)

poor /pʊə/ *adj.* 可怜的;贫穷的 (9)

cough /kɒf/ *n. & v.* 咳嗽 (9)

because /bɪ'kɒz/ *conj.* 因为 (9)

seem /si:m/ *v.* 好像;似乎 (9)

convenient /kən'vi:nɪənt/ *adj.* 方便的;
 便捷的 (9)

Lisa /'li:zə/ 丽莎(人名) (10)

Bill /bɪl/ 比尔(人名) (10)

download /daʊn'ləʊd/ *v.* 下载 (10)

librarian /laɪ'breəriən/ *n.* 图书管理员 (10)

suddenly /sʌdn̩li/ *adv.* 突然地 (10)

rush /rʌʃ/ *v.* 冲;奔 (10)

into /'ɪntu/ *prep.* 进入;到……里 (10)

shout /ʃaʊt/ *v.* 喊 (10)

whisper /'(h)wɪspə/ *v.* 低语,小声说话
n. 低语,小声说的话 (10)

quarter /'kwɔ:tə/ *n.* 刻;四分之一 (10)

recently /'ri:sntli/ *adv.* 最近;不久前;
 近来 (11)

southern /'sʌðən/ *adj.* 南部的;来自
 南方的 (11)

tourist /'tuərɪst/ *n.* 游客,游人,观光者 (11)

mine /maɪn/ *pron.* 我的 (12)

ocean /'əʊʃn/ *n.* 海洋 (12)

remind /rɪ'maɪnd/ *v.* 使想起;提醒 (12)

finally /'faɪnəli/ *adv.* 最后;终于 (12)

discussion /dɪ'skʌʃn/ *n.* 讨论,谈论 (12)

celebrate /'selɪbreɪt/ *v.* 庆祝 (13)

mid- /mɪd/ *prefix* 居中;在中间 (13)

Unit 3

lunar /'lu:nə/ *adj.* 月球的;农历的,阴历的 (13)

round /raʊnd/ *adj.* 圆的
adv. 周而复始地 (13)

celebration /ˌselɪ'breɪʃn/ *n.* 庆祝;庆贺 (13)

however /haʊ'evə/ *adv.* 然而;不过 (13)

thanksgiving /θæŋks'gɪvɪŋ/ *n.* 感恩节 (13)

wonder /'wʌndə/ *v.* 好奇;想知道 (13)

memory /'meməri/ *n.* 回忆;记忆;记忆力 (14)

past /pɑ:st/ *n.* 过去;昔日;过去的事情
prep. 晚于;在……之后 (14)

album /'ælbəm/ *n.* (收藏照片、邮票等)
 簿,册;唱片集;专辑 (14)

choose /tʃu:z/ *v.* (chose/chosen) 选择 (14)

collection /kə'leɪʃn/ *n.* 收藏品 (14)

slide /slaɪd/ *n.* 幻灯片
v. (使)滑行;滑动 (14)

record /rɪ'kɔ:d/ *v.* 录像;录音;记录
 /'rekɔ:d/ *n.* 记录;记载 (14)

view /vju:/ *n.* 观点,想法 (14)

lively /'laɪvli/ *adj.* 生动有趣的;充满活力的 (14)

birth /bɜ:θ/ *n.* 出生;生育 (14)

attend /ə'tend/ *v.* 参加;出席 (14)

touch /tʌtʃ/ *n.* 接触;联系
v. 触摸;接触 (14)

size /saɪz/ *n.* 尺寸;大小 (15)

fit /fɪt/ *v.* (fitted/fitted 或 fit/fit) 合适;合身 (15)

anyway /'eniweɪ/ *adv.* 无论如何 (15)

style /stɑɪl/ *n.* 款式 (15)

hug /hʌg/ *n. & v.* 拥抱 (16)

turkey /'tɜ:kɪ/ *n.* 火鸡 (16)

meal /mi:l/ <i>n.</i>	(一)餐;(一顿)饭食	(16)
gathering /'gæðərɪŋ/ <i>n.</i>	聚会;集会	(16)
dessert /dɪ'zɜ:t/ <i>n.</i>	甜点	(16)
conversation /kɒnvə'seɪʃn/ <i>n.</i>	交谈;对话	(16)
thirteenth /θɜ:'ti:nθ/ <i>num. & adj. & adv.</i>	第十三(的)	(17)
tape /teɪp/ <i>n.</i>	胶带	(17)
post /pəʊst/ <i>v.</i>	邮寄	(17)
yet /jet/ <i>adv.</i>	还;仍旧(用于否定句中)	(17)
address /ə'dres/ <i>n.</i>	地址	(17)
top /tɒp/ <i>n.</i>	顶部;(物的)上面	(17)
stamp /stæmp/ <i>n.</i>	邮票	(17)
postman /'pəʊstmən/ <i>n.</i>	邮递员;邮差	(18)
fashion /'fæʃn/ <i>n.</i>	流行的式样;时尚	(18)
balloon /bə'lu:n/ <i>n.</i>	气球	(18)
candle /'kændl/ <i>n.</i>	蜡烛	(18)
deep /di:p/ <i>adj.</i>	深的	(18)
breath /breθ/ <i>n.</i>	(呼吸的)空气;吸气	(18)
blow /bləʊ/ <i>v.</i>	(blew/blown)吹	(18)

Unit 4

neighbourhood /'neɪbəhʊd/ <i>n.</i>	街区;城区;	
	(统称)某街区(或城区)的居民	(19)
perfect /'pɜ:fkɪt/ <i>adj.</i>	美好的;完美的;	
	理想的	(19)
thirsty /'θɜ:stɪ/ <i>adj.</i>	渴的	(19)
complete /kəm'pli:t/ <i>v.</i>	完成;结束	(19)
bakery /'beɪkəri/ <i>n.</i>	面包店	(20)
biscuit /'bɪskɪt/ <i>n.</i>	饼干	(20)
downtown /'daʊntaʊn/ <i>adv.</i>	(在/向)	
	城市商业中心或市中心	(21)
coffee /'kɒfi/ <i>n.</i>	咖啡	(21)
through /θru:/ <i>prep.</i>	穿过	(21)
cherry /'tʃerɪ/ <i>n.</i>	樱桃	(21)

sidewalk /'saɪdwɔ:k/ <i>n.</i>	人行道	(21)
himself /hɪm'self/ <i>pron.</i>	他自己	(21)
entrance /'entrəns/ <i>n.</i>	进入;入口	(21)
Michael /'maɪkəl/	迈克尔(人名)	(22)
pond /pɒnd/ <i>n.</i>	池塘	(22)
freeze /fri:z/ <i>v.</i>	(froze/frozen)冻死;	
	冻僵;结冰	(22)
hockey /'hɒkɪ/ <i>n.</i>	冰球;曲棍球	(22)
block /blɒk/ <i>n.</i>	街道;栋,幢	(22)
bank /bæŋk/ <i>n.</i>	银行	(22)
whole /həʊl/ <i>adj.</i>	整个的;完全的	(22)
chat /tʃæt/ <i>v.</i>	闲聊;闲谈;聊天	(22)
cost /kɒst/ <i>v.</i>	(cost/cost)花费	(22)
interview /'ɪntəvju:/ <i>v. & n.</i>	面试;采访;	
	访谈	(23)
tailor /'teɪlə/ <i>n.</i>	裁缝	(23)
fix /fiks/ <i>v.</i>	修理;维修	(23)
sound /saʊnd/ <i>v.</i>	听起来	
	<i>n.</i> 声音	(23)
enjoyable /ɪn'dʒɔɪəbl/ <i>adj.</i>	令人愉快的	(23)
treat /tri:t/ <i>n.</i>	美食;款待	(23)
flu /flu:/ <i>n.</i>	流行性感冒	(24)
mile /maɪl/ <i>n.</i>	英里	(24)
across /ə'krɒs/ <i>prep.</i>	横过……;从……	
	一边到另一边	(24)

Unit 5

might /maɪt/ <i>v. aux.</i>	可能,也许	(25)
scientist /'saɪəntɪst/ <i>n.</i>	科学家	(25)
grow /grəʊ/ <i>v.</i>	(grew/grown)生长;	
	增加	(25)
engineer /ˌendʒɪ'nɪə/ <i>n.</i>	工程师;技师	(25)
page /peɪdʒ/ <i>n.</i>	页	(26)
yearbook /'jɪəbʊk/ <i>n.</i>	年刊;年报	(26)
airplane /'eəpleɪn/ <i>n.</i>	飞机	(26)
pilot /'paɪlət/ <i>n.</i>	飞行员	(26)

fear /fɪə/ <i>n. & v.</i> 害怕;惧怕;担忧	(26)
height /haɪt/ <i>n.</i> 高度;身高	(26)
overcome /ˌɒvə'kʌm/ <i>v.</i> 克服;解决	(26)
model /'mɒdəl/ <i>n.</i> 模型	(26)
advice /əd'vaɪs/ <i>n.</i> 建议;劝告	(27)
diamond /'daɪəmənd/ <i>n.</i> 钻石	(27)
spell /spel/ <i>v.</i> (spelled/spelled 或 spelt/spelt) 拼写;拼出;拼成	(27)
number /'nʌmbə/ <i>n.</i> 数字;号码	(27)
seventeen /ˌsevn'ti:n/ <i>num.</i> 十七	(27)
eighteen /ˌeɪ'ti:n/ <i>num.</i> 十八	(27)
opposite /'ɒpəzɪt/ <i>n. & adj.</i> 相反(的); 相对的	(27)
Lucas /'lʊkəs/ 卢卡斯(人名)	(28)
crop /krɒp/ <i>n.</i> 庄稼;作物	(28)
manager /'mænɪdʒə/ <i>n.</i> 经理;管理人	(28)
business /'bɪznəs/ <i>n.</i> 买卖;生意	(28)
company /'kʌmpəni/ <i>n.</i> 公司	(28)
creative /kri'eɪtɪv/ <i>adj.</i> 创造性的	(28)
Alan /'ælən/ 艾伦(人名)	(28)
goal /gəʊl/ <i>n.</i> 目标	(28)
ambition /æm'bɪʃn/ <i>n.</i> 抱负;雄心	(29)
fisherman /'fɪʃmən/ <i>n.</i> 渔夫,渔民	(29)
policewoman /pə'li:swʊmən/ <i>n.</i> 女警察	(29)
artist /'ɑ:tɪst/ <i>n.</i> 艺术家;(尤指)画家	(29)
choice /tʃɔɪs/ <i>n.</i> 选择	(29)
path /pɑ:θ/ <i>n.</i> 途径;小路	(29)
strict /strikt/ <i>adj.</i> 严厉的;严格的	(29)
punish /'pʌnɪʃ/ <i>v.</i> 处罚;惩罚	(29)
Helen /'helən/ 海伦(人名)	(30)
wise /waɪz/ <i>adj.</i> 聪明的;智慧的;明智的	(30)
actor /'æktə/ <i>n.</i> (男)演员	(30)

Unit 6

transportation /ˌtræns'pɔ:teɪʃn/ *n.* 运输;

交通	(31)
hometown /'həʊmtaʊn/ <i>n.</i> 故乡;家乡	(31)
Britain /'brɪtn/ 英国(地名)	(31)
seldom /'seldəm/ <i>adv.</i> 不常;罕见;难得	(31)
rapid /'ræpɪd/ <i>adj.</i> 快速的	(31)
steam /sti:m/ <i>n.</i> 蒸汽	(32)
engine /'endʒɪn/ <i>n.</i> 发动机;引擎	(32)
wheel /wi:l/ <i>n.</i> 车轮;轮子	(32)
born /bɔ:n/ <i>v.</i> 出生;诞生;产生 (仅用于被动语态)	(32)
passenger /'pæsɪndʒə/ <i>n.</i> 乘客	(32)
railway /'reɪlweɪ/ <i>n.</i> 铁路	(32)
most /məʊst/ <i>adj.</i> (many 或 much 的最高级) 大多数的;最多的 <i>adv.</i> (much 的最高级)最 <i>n.</i> 最大量;最多数	(32)
station /'steɪʃn/ <i>n.</i> 站;所;车站	(32)
easily /'i:zɪli/ <i>adv.</i> 容易地	(32)
standard /'stændəd/ <i>n.</i> 标准;规格	(32)
speed /spi:d/ <i>n.</i> 速度	(32)
per /pɜ:/ <i>prep.</i> 每,每一	(32)
Jeremy /'dʒerəmi/ 杰里米(人名)	(33)
wing /wɪŋ/ <i>n.</i> 翅膀	(33)
pull /pʊl/ <i>v.</i> 拉;拖	(33)
cart /kɑ:t/ <i>n.</i> 手推车	(33)
skateboard /'skeɪtbɔ:d/ <i>n.</i> 滑板	(33)
able /'eɪbl/ <i>adj.</i> 能,能够(用作情态动词)	(33)
power /'paʊə/ <i>v.</i> 驱动;推动 <i>n.</i> 能量;力量	(33)
appear /ə'piə/ <i>v.</i> 出现;呈现;来到	(33)
machine /mə'ʃi:n/ <i>n.</i> 机器;机械	(33)
space /speɪs/ <i>n.</i> 太空;空间;距离	(33)
spaceship /'speɪsfɪp/ <i>n.</i> 宇宙飞船	(33)

imagine /ɪ'mædʒɪn/	<i>v.</i>	想像;想到	(33)
environment /ɪn'vaɪrənmənt/	<i>n.</i>	环境	(33)
presentation /ˌprezn'teɪʃn/	<i>n.</i>	介绍;陈述	(34)
invention /ɪn'venʃn/	<i>n.</i>	发明;创造	(34)
backpack /'bækpæk/	<i>n.</i>	背包	(34)
cardboard /'kɑ:dbɔ:d/	<i>n.</i>	硬纸板	(34)
fuel /'fju:əl/	<i>n.</i>	燃料	(34)
oil /ɔɪl/	<i>n.</i>	油;石油	(34)
probably /'prɒbəblɪ/	<i>adv.</i>	大概;很可能; 也许	(34)
imagination /ɪmə'dʒɪ'neɪʃn/	<i>n.</i>	想像; 想像力	(34)
Sam /sæm/		萨姆(人名)	(35)
hoverboard /'hɒvəbɔ:d/	<i>n.</i>	飞翔器	(35)
smooth /smu:ð/	<i>adj.</i>	平稳的;平坦的;光滑的	(35)
float /fləʊt/	<i>v.</i>	漂浮	(35)
transporter /træn'spɔ:tə/	<i>n.</i>	运输车;输送机	(35)
allow /ə'laʊ/	<i>v.</i>	允许	(35)
form /fɔ:m/	<i>n.</i>	形式;形状	(35)
pedal /'pedl/	<i>v.</i>	踏……的踏板;骑自行车	
	<i>n.</i>	踏板	(36)
than /ðæn, ðən/	<i>prep. & conj.</i>	比	(36)
energy /'enədʒɪ/	<i>n.</i>	能量	(36)

Unit 7

hobby /'hɒbi/	<i>n.</i>	爱好	(37)
spare /speə/	<i>adj.</i>	空闲的	(37)
earth /ɜ:θ/	<i>n.</i>	地球;大地	(37)
collect /kə'lekt/	<i>v.</i>	收集;集合	(37)
stone /stəʊn/	<i>n.</i>	石头;石块	(37)
concert /'kɒnsət/	<i>n.</i>	音乐会	(37)
ticket /'tɪkɪt/	<i>n.</i>	票;券	(37)
trade /treɪd/	<i>v. & n.</i>	用……进行交换;	

		交易	(37)
garden /'gɑ:dn/	<i>v.</i>	从事园艺;种植	
	<i>n.</i>	花园;果园	(37)
confidence /'kɒnfɪdəns/	<i>n.</i>	自信	(38)
postcard /'pəʊstkɑ:d/	<i>n.</i>	明信片	(38)
outdoor /'aʊtdɔ:/	<i>adj.</i>	户外的;露天的	(38)
Rex /reks/		雷克斯(人名)	(39)
giant /'dʒaɪənt/	<i>n.</i>	巨人;伟人	
	<i>adj.</i>	巨大的	(39)
huge /hju:dʒ/	<i>adj.</i>	极大的;巨大的	(39)
African /'æfrɪkən/	<i>adj.</i>	非洲(人)的	(39)
hen /hen/	<i>n.</i>	母鸡	(39)
anymore /'eniːmɔ:/	<i>adv.</i>	再也(不);不(再)	
			(39)
launch /lɔ:ntʃ/	<i>v.</i>	发射;使……运动;送	
		上轨道	(40)
adult /'ædʌlt/	<i>n.</i>	成年人	(40)
break /breɪk/	<i>v.</i>	(broke/broken)弄坏;损坏	
	<i>n.</i>	间歇;休息;间断	(40)
land /lənd/	<i>v.</i>	登陆;降落	
	<i>n.</i>	陆地;土地	(40)
challenging /'tʃælɪndʒɪŋ/	<i>adj.</i>	挑战性的; 考验能力的	(40)
spin /spɪn/	<i>v.</i>	(使)快速旋转	(41)
performance /pə'fɔ:məns/	<i>n.</i>	表演;演出	(41)
common /'kɒmən/	<i>adj.</i>	普通的;一般的	(41)
real /rɪəl/	<i>adj.</i>	真正的;确实的	(42)
support /sə'pɔ:t/	<i>v. & n.</i>	支持;拥护;鼓励	
			(42)
daily /'deɪli/	<i>adv.</i>	每日;每天	
	<i>adj.</i>	每日的;日常的	(42)

Unit 8

unique /ju:'ni:k/	<i>adj.</i>	独特的	(43)
suppose /sə'pəʊz/	<i>v.</i>	假定;认为	(43)

ourselves /aʊə'selvz/ <i>pron.</i> 我们自己 (43)	话筒 (46)
person /'pɜ:sn/ <i>n.</i> 人 (43)	program /'prəʊgræm/ <i>n.</i> 节目;程序;方案; (46)
talent /'tælənt/ <i>n.</i> 才智;天赋 (43)	计划 (46)
personal /'pɜ:sənl/ <i>adj.</i> 个人的 (43)	confident /'kɒnfɪdənt/ <i>adj.</i> 自信的 (46)
strength /streŋθ/ <i>n.</i> 长处;力量 (43)	voice /vɔɪs/ <i>n.</i> 嗓音 (46)
sense /sens/ <i>n.</i> 意义;感觉 (43)	excellent /'eksələnt/ <i>adj.</i> 优秀的;杰出的; (46)
Georgia /'dʒɔ:dʒjə/ 乔治亚(人名) (44)	好极了;棒极了 (46)
Greece /gri:s/ 希腊(地名) (44)	stage /steɪdʒ/ <i>n.</i> 舞台 (46)
nobody /'nəʊbədi/ <i>pron.</i> 没有人 (44)	heart /hɑ:t/ <i>n.</i> 心;心脏 (46)
return /rɪ'tɜ:n/ <i>v. & n.</i> 返回;回应 (44)	beat /bi:t/ <i>v. & n.</i> (beat/beaten) 跳动; (46)
Greek /gri:k/ <i>adj.</i> 希腊(人)的 (44)	敲打(声) (46)
<i>n.</i> 希腊人 (44)	slowly /'sləʊli/ <i>adv.</i> 慢慢地 (46)
junior /'dʒu:nɪə/ <i>adj. & n.</i> 初级(的); (44)	herself /hɜ:'self/ <i>pron.</i> 她自己 (46)
儿童(的) (44)	Peter /'pi:tə/ 彼得(人名) (47)
continue /kən'tɪnju:/ <i>v.</i> 继续;延续 (44)	loser /'lu:zə/ <i>n.</i> 输者,败者 (47)
Sue /sju:/ 苏(人名) (45)	fail /feɪl/ <i>n. & v.</i> 不及格;失败 (47)
average /'ævərɪdʒ/ <i>adj.</i> 一般的;平均的 (45)	Krista /'krɪstə/ 克里斯塔(人名) (47)
<i>n.</i> 平均;一般水平 (45)	Mexico /'meksɪkəʊ/ 墨西哥(地名) (47)
stupid /'stju:pɪd/ <i>adj.</i> 愚蠢的;傻的 (45)	misspelled /'mɪs'speld/ 拼错的 (47)
smart /smɑ:t/ <i>adj.</i> 灵敏的 (45)	(misspell 的过去分词) (47)
impossible /ɪm'pɒsəbl/ <i>adj.</i> 不可能的 (45)	accept /ək'sept/ <i>v.</i> 接受;承认 (47)
weak /wi:k/ <i>adj.</i> 弱的;无气力的 (45)	award /ə'wɔ:d/ <i>n.</i> 奖状;奖品 (47)
mirror /'mɪrə/ <i>n.</i> 镜子 (45)	college /'kɒlɪdʒ/ <i>n.</i> 学院;大学 (48)
microphone /'maɪkrəfəʊn/ <i>n.</i> 麦克风;	

Vocabulary (II)

【注】本词汇表中的黑体词为要求掌握的词汇；其余单词为接触词汇。

A

- able** /'eɪbl/ *adj.* 能,能够(用作情态动词) (33)
- accept** /ək'sept/ *v.* 接受;承认 (47)
- across** /ə'krɒs/ *prep.* 横过……; 从……一边到另一边 (24)
- actor** /'æktə/ *n.* (男)演员 (30)
- address** /ə'dres/ *n.* 地址 (17)
- adult** /'ædʌlt/ *n.* 成年人 (40)
- advice** /əd'vaɪs/ *n.* 建议;劝告 (27)
- advise** /əd'vaɪz/ *v.* 劝告;忠告;建议 (2)
- African** /'æfrɪkən/ *adj.* 非洲(人)的 (39)
- agree** /ə'ɡri:/ *v.* 同意 (2)
- ahead** /ə'hed/ *adv.* 在前面;向前 (3)
- airplane** /'eəpleɪn/ *n.* 飞机 (26)
- Alan** /'ælən/ 艾伦(人名) (28)
- album** /'ælbəm/ *n.* (收藏照片、邮票等) 簿,册;唱片集;专辑 (14)
- allow** /ə'laʊ/ *v.* 允许 (35)
- ambition** /æm'bɪʃn/ *n.* 抱负;雄心 (29)
- angrily** /'æŋɡrəli/ *adv.* 愤怒地;生气地 (4)
- anymore** /'eniɪmɔ:/ *adv.* 再也(不);不(再) (39)
- anyway** /'eniweɪ/ *adv.* 无论如何 (15)
- appear** /ə'piə/ *v.* 出现;呈现;来到 (33)
- artist** /'ɑ:tɪst/ *n.* 艺术家;(尤指)画家 (29)
- attend** /ə'tend/ *v.* 参加;出席 (14)
- average** /'ævərɪdʒ/ *adj.* 一般的;平均的 *n.* 平均;一般水平 (45)
- award** /ə'wɔ:d/ *n.* 奖状;奖品 (47)

B

- backpack** /'bækpæk/ *n.* 背包 (34)
- bakery** /'beɪkəri/ *n.* 面包店 (20)
- balloon** /bə'lu:n/ *n.* 气球 (18)
- bank** /bæŋk/ *n.* 银行 (22)
- beat** /bi:t/ *v. & n.* (beat/beaten) 跳动; 敲打(声) (46)

- because** /bɪ'kɒz/ *conj.* 因为 (9)
- Bill** /bɪl/ 比尔(人名) (10)
- birth** /bɜ:θ/ *n.* 出生;生育 (14)
- biscuit** /'bɪskɪt/ *n.* 饼干 (20)
- block** /blɒk/ *n.* 街道;栋,幢 (22)
- blow** /bləʊ/ *v.* (blew/blown) 吹 (18)
- born** /bɔ:n/ *v.* 出生;诞生;产生 (仅用于被动语态) (32)
- break** /breɪk/ *v.* (broke/broken) 弄坏;损坏 *n.* 间歇;休息;间断 (40)
- breath** /breθ/ *n.* (呼吸的)空气;吸气 (18)
- Britain** /'brɪtn/ 英国(地名) (31)
- business** /'bɪznəs/ *n.* 买卖;生意 (28)

C

- candle** /'kændl/ *n.* 蜡烛 (18)
- cardboard** /'kɑ:dbɔ:d/ *n.* 硬纸板 (34)
- cart** /kɑ:t/ *n.* 手推车 (33)
- celebrate** /'selɪbreɪt/ *v.* 庆祝 (13)
- celebration** /ˌselɪ'breɪʃn/ *n.* 庆祝;庆贺 (13)
- challenging** /'tʃælɪndʒɪŋ/ *adj.* 挑战性的; 考验能力的 (40)
- chat** /tʃæt/ *v.* 闲聊;闲谈;聊天 (22)
- cheat** /tʃi:t/ *v. & n.* 作弊;欺骗 (4)
- cherry** /'tʃerɪ/ *n.* 樱桃 (21)
- choice** /tʃɔɪs/ *n.* 选择 (29)
- choose** /tʃu:z/ *v.* (chose/chosen) 选择 (14)
- coffee** /'kɒfɪ/ *n.* 咖啡 (21)
- collect** /kə'lekt/ *v.* 收集;集合 (37)
- collection** /kə'leɪʃn/ *n.* 收藏品 (14)
- college** /'kɒlɪdʒ/ *n.* 学院;大学 (48)
- comb** /kəʊm/ *v.* 用梳子梳头 *n.* 梳子 (3)
- common** /'kɒmən/ *adj.* 普通的;一般的 (41)
- company** /'kʌmpəni/ *n.* 公司 (28)
- complete** /kəm'pli:t/ *v.* 完成;结束 (19)
- concert** /'kɒnsət/ *n.* 音乐会 (37)
- confidence** /'kɒnfɪdəns/ *n.* 自信 (38)
- confident** /'kɒnfɪdənt/ *adj.* 自信的 (46)
- continue** /kən'tɪnju:/ *v.* 继续;延续 (44)

convenient /kən'vi:nɪənt/ *adj.* 方便的;便捷的 (9)

conversation /kɒnvə'seɪʃn/ *n.* 交谈;对话 (16)

copy /'kɒpi/ *v.* 抄写;复制
n. 复制品 (4)

cost /kɒst/ *v.* (cost/cost) 花费 (22)

cough /kɒf/ *n. & v.* 咳嗽 (9)

Cox /kɒks/ 考克斯(姓氏) (1)

creative /kri'eɪtɪv/ *adj.* 创造性的 (28)

crop /krɒp/ *n.* 庄稼;作物 (28)

D

daily /'deɪli/ *adv.* 每日;每天
adj. 每日的;日常的 (42)

deal /di:l/ *n.* 交易
v. (dealt/dealt) 处理;应付 (4)

deep /di:p/ *adj.* 深的 (18)

dessert /dɪ'zɜ:t/ *n.* 甜点 (16)

diamond /'daɪəmənd/ *n.* 钻石 (27)

discuss /dɪs'kʌs/ *v.* 讨论;谈论 (5)

discussion /dɪ'skʌʃn/ *n.* 讨论, 谈论 (12)

download /daʊn'ləʊd/ *v.* 下载 (10)

downtown /'daʊntaʊn/ *adv.* (在/向)城市
商业中心或市中心 (21)

E

earth /ɜ:θ/ *n.* 地球;大地 (37)

easily /'i:zɪli/ *adv.* 容易地 (32)

eighteen /eɪ'ti:n/ *num.* 十八 (27)

either /'aɪðə; 'i:ðə/ *adv.* 也(用在否定句中)
(3)

embarrassed /ɪm'bærəst/ *adj.* 尴尬的;窘迫的
(4)

encourage /ɪn'kʌrɪdʒ/ *v.* 鼓励;支持 (5)

enemy /'enəmi/ *n.* 敌人;仇人 (4)

energy /'enədʒi/ *n.* 能量 (36)

engine /'endʒɪn/ *n.* 发动机;引擎 (32)

engineer /'endʒɪ'nɪə/ *n.* 工程师;技师 (25)

England /'ɪŋɡlənd/ 英格兰(地名) (5)

enjoyable /ɪn'dʒɔɪəbl/ *adj.* 令人愉快的 (23)

entrance /'entrəns/ *n.* 进入;入口 (21)

environment /ɪn'vaɪrənmənt/ *n.* 环境 (33)

excellent /'eksələnt/ *adj.* 优秀的;杰出的;
好极了;棒极了 (46)

except /ɪk'sept/ *prep.* 除了……之外 (8)

F

fail /feɪl/ *n. & v.* 不及格;失败 (47)

fashion /'fæʃn/ *n.* 流行的式样;时尚 (18)

fear /fɪə/ *n. & v.* 害怕;惧怕;担忧 (26)

finally /'faɪnəli/ *adv.* 最后;终于 (12)

fisherman /'fɪʃmənmən/ *n.* 渔夫, 渔民 (29)

fit /fɪt/ *v.* (fitted/fitted 或 fit/fit) 合适;合身
(15)

fix /fɪks/ *v.* 修理;维修 (23)

float /fləʊt/ *v.* 漂浮 (35)

flu /flu:/ *n.* 流行性感冒 (24)

following /'fɒləʊɪŋ/ *adj.* 接下来的;
接着的 (4)

form /fɔ:m/ *n.* 形式;形状 (35)

freeze /fri:z/ *v.* (froze/frozen) 冻死;冻僵;
结冰 (22)

fuel /'fju:əl/ *n.* 燃料 (34)

G

garden /'gɑ:dn/ *v.* 从事园艺;种植
n. 花园;果园 (37)

gathering /'gæðərɪŋ/ *n.* 聚会;集会 (16)

geography /dʒɪ'ɒɡrəfi/ *n.* 地理(学) (7)

Georgia /'dʒɔ:dʒjə/ 乔治亚(人名) (44)

giant /'dʒaɪənt/ *n.* 巨人;伟人
adj. 巨大的 (39)

glad /ɡləd/ *adj.* 高兴的;乐意的 (3)

glue /ɡlu:/ *v.* 用胶水将物体粘合
n. 胶水 (2)

goal /ɡəʊl/ *n.* 目标 (28)

Grant /ɡrɑ:nt/ 格兰特(人名) (4)

Greece /ɡri:s/ 希腊(地名) (44)

Greek /ɡri:k/ *adj.* 希腊(人)的
n. 希腊人 (44)

grow /ɡrəʊ/ *v.* (grew/grown) 生长;增加
(25)

gym /dʒɪm/ *n.* 体育馆;健身房 (4)

H

hate /heɪt/ *v.* 憎恨;讨厌 (3)

heart /hɑ:t/ *n.* 心;心脏 (46)
height /haɪt/ *n.* 高度;身高 (26)
Helen /'helən/ 海伦(人名) (30)
hen /hen/ *n.* 母鸡 (39)
herself /hɜ:ˈself/ *pron.* 她自己 (46)
himself /hɪmˈself/ *pron.* 他自己 (21)
hobby /'hɒbi/ *n.* 爱好 (37)
hockey /'hɒki/ *n.* 冰球;曲棍球 (22)
hometown /'həʊmtaʊn/ *n.* 故乡;家乡 (31)
hoverboard /'hɒvəbɔ:d/ *n.* 飞翔器 (35)
however /haʊˈevə/ *adv.* 然而;不过 (13)
hug /hʌg/ *n. & v.* 拥抱 (16)
huge /hju:dʒ/ *adj.* 极大的;巨大的 (39)

I

imagination /ɪˌmædʒɪˈneɪʃn/ *n.* 想像;想像力 (34)
imagine /ɪˈmædʒɪn/ *v.* 想像;想到 (33)
immediately /ɪˈmi:diətli/ *adv.* 立即地,
 马上地 (3)
impossible /ɪmˈpɒsəbl/ *adj.* 不可能的 (45)
interview /ˈɪntəvju:/ *v. & n.* 面试;采访;
 访谈 (23)
into /ˈɪnto/ *prep.* 进入;到……里 (10)
invention /ɪnˈvenʃn/ *n.* 发明;创造 (34)

J

jeans /dʒi:nz/ *n.* 牛仔褲 (6)
Jeremy /ˈdʒerəmi/ 杰里米(人名) (33)
junior /ˈdʒu:nɪə/ *adj. & n.* 初级(的);
 儿童(的) (44)

K

knowledgeable /ˈnɒlɪdʒəbl/ *adj.* 有丰富知识
 的;博学的 (5)
Krista /ˈkrɪstə/ 克里斯塔(人名) (47)

L

land /lənd/ *v.* 登陆;降落
n. 陆地;土地 (40)
launch /lɔ:ntʃ/ *v.* 发射;使……运动;
 送上轨道 (40)
lemon /ˈlemən/ *n.* 柠檬 (3)
lend /lend/ *v.* (lent/lent) 借给
 (某人钱或东西);借出 (4)

librarian /laɪˈbreəriən/ *n.* 图书管理员 (10)
Lisa /ˈli:zə/ 丽莎(人名) (10)
lively /ˈlaɪvli/ *adj.* 生动有趣的;充满活力的
 (14)
local /ˈləʊkəl/ *adj.* 本地的,当地的
n. 当地人 (6)
loser /ˈlu:zə/ *n.* 输者,败者 (47)
Lucas /ˈlʊkəs/ 卢卡斯(人名) (28)
lunar /ˈlu:nə/ *adj.* 月球的;农历的,阴历的
 (13)

M

machine /məˈʃi:n/ *n.* 机器;机械 (33)
manager /ˈmænɪdʒə/ *n.* 经理;管理人 (28)
meal /mi:l/ *n.* (一)餐;(一顿)饭食 (16)
memory /ˈmeməri/ *n.* 回忆;记忆;记忆力
 (14)
Mexico /ˈmeksɪkəʊ/ 墨西哥(地名) (47)
Michael /ˈmaɪkəl/ 迈克尔(人名) (22)
microphone /ˈmaɪkrəfəʊn/ *n.* 麦克风;话筒
 (46)
mid- /mɪd/ *prefix* 居中;在中间 (13)
might /maɪt/ *v. aux.* 可能,也许 (25)
mile /maɪl/ *n.* 英里 (24)
mine /maɪn/ *pron.* 我的 (12)
mirror /ˈmɪrə/ *n.* 镜子 (45)
misspelled /ˌmɪsˈspeld/ 拼错的
 (misspell 的过去分词) (47)
model /ˈmɒdəl/ *n.* 模型 (26)
most /məʊst/ *adj.* (many 或 much 的最高级)
 大多数的;最多的
adv. (much 的最高级) 最
n. 最大量;最多数 (32)

N

neighbourhood /ˈneɪbəhʊd/ *n.* 街区;城区;
 (统称)某街区(或城区)的居民 (19)
nobody /ˈnəʊbədi/ *pron.* 没有人 (44)
number /ˈnʌmbə/ *n.* 数字;号码 (27)

O

ocean /ˈəʊʃn/ *n.* 海洋 (12)
oil /ɔɪl/ *n.* 油;石油 (34)
opposite /ˈɒpəzɪt/ *n. & adj.* 相反(的);

相对的	(27)
ourselves /aʊə'selvz/ <i>pron.</i> 我们自己	(43)
outdoor /'aʊtdɔ:/ <i>adj.</i> 户外的;露天的	(38)
overcome /'əʊvə'kʌm/ <i>v.</i> 克服;解决	(26)

P

page /peɪdʒ/ <i>n.</i> 页	(26)
painter /'peɪntə/ <i>n.</i> 画家	(7)
pancake /'pæŋkeɪk/ <i>n.</i> 薄饼	(3)
passenger /'pæsɪndʒə/ <i>n.</i> 乘客	(32)
past /pɑ:st/ <i>n.</i> 过去;昔日;过去的事情	
<i>prep.</i> 晚于;在……之后	(14)
path /pɑ:θ/ <i>n.</i> 途径;小路	(29)
patient /'peɪʃənt/ <i>adj.</i> 有耐心的;能忍耐的	
<i>n.</i> 病人	(5)
Patrick /'pætrɪk/ 帕特里克(人名)	(4)
pea /pi:/ <i>n.</i> 豌豆	(4)
pedal /'pedl/ <i>v.</i> 踏……的踏板;骑自行车	
<i>n.</i> 踏板	(36)
per /pɜ:/ <i>prep.</i> 每,每一	(32)
perfect /'pɜ:fɪkt/ <i>adj.</i> 美好的;完美的;	
理想的	(19)
perform /pə'fɔ:m/ <i>v.</i> 表演,演出	(2)
performance /pə'fɔ:məns/ <i>n.</i> 表演;演出	(41)
person /'pɜ:sn/ <i>n.</i> 人	(43)
personal /'pɜ:sənl/ <i>adj.</i> 个人的	(43)
Peter /'pi:tə/ 彼得(人名)	(47)
physical /'fɪzɪkl/ <i>adj.</i> 身体的;肉体的	(8)
physics /'fɪzɪks/ <i>n.</i> 物理学	(1)
piano /pi'ænəʊ/ <i>n.</i> 钢琴	(5)
pilot /'paɪlət/ <i>n.</i> 飞行员	(26)
pizza /'pi:tʃə/ <i>n.</i> 比萨饼	(3)
pleasure /'pleɪʒə/ <i>n.</i> 愉快,快乐;满足	(6)
pod /pɒd/ <i>n.</i> 豆荚	(4)
policewoman /pə'li:swʊmən/ <i>n.</i> 女警察	(29)
pond /pɒnd/ <i>n.</i> 池塘	(22)
poor /pʊə/ <i>adj.</i> 可怜的;贫穷的	(9)
post /pəʊst/ <i>v.</i> 邮寄	(17)
postcard /'pəʊstkɑ:d/ <i>n.</i> 明信片	(38)
postman /'pəʊstmən/ <i>n.</i> 邮递员;邮差	(18)
power /'paʊə/ <i>v.</i> 驱动;推动	
<i>n.</i> 能量;力量	(33)
presentation /,prezn'teɪʃn/ <i>n.</i> 介绍;陈述	(34)

probably /'prɒbəbli/ <i>adv.</i> 大概;很可能;	
也许	(34)
program /'prəʊgræm/ <i>n.</i> 节目;程序;方案;	
计划	(46)
pull /pʊl/ <i>v.</i> 拉;拖	(33)
punish /'pʌnɪʃ/ <i>v.</i> 处罚;惩罚	(29)

Q

quarter /'kwɔ:tə/ <i>n.</i> 刻;四分之一	(10)
---	------

R

railway /'reɪlweɪ/ <i>n.</i> 铁路	(32)
rapid /'ræpɪd/ <i>adj.</i> 快速的	(31)
real /riəl/ <i>adj.</i> 真正的;确实的	(42)
recent /'ri:snt/ <i>adj.</i> 最近的;近代的	(1)
recently /'ri:sntli/ <i>adv.</i> 最近;不久前;近来	(11)
record /rɪ'kɔ:d/ <i>v.</i> 录像;录音;记录	
/'rekɔ:d/ <i>n.</i> 记录;记载	(14)
remind /rɪ'maɪnd/ <i>v.</i> 使想起;提醒	(12)
return /rɪ'tʃ:n/ <i>v. & n.</i> 返回;回应	(44)
Rex /reks/ 雷克斯(人名)	(39)
round /raʊnd/ <i>adj.</i> 圆的	
<i>adv.</i> 周而复始地	(13)
runner /'rʌnə/ <i>n.</i> 跑鞋	(8)
rush /rʌʃ/ <i>v.</i> 冲;奔	(10)

S

Sam /sæm/ 萨姆(人名)	(35)
Sandra /'sændrə/ 桑德拉(人名)	(1)
scientist /'saɪəntɪst/ <i>n.</i> 科学家	(25)
seem /si:m/ <i>v.</i> 好像;似乎	(9)
seldom /'seldəm/ <i>adv.</i> 不常;罕见;难得	(31)
sense /sens/ <i>n.</i> 意义;感觉	(43)
seventeen /,sevn'ti:n/ <i>num.</i> 十七	(27)
shout /ʃaʊt/ <i>v.</i> 喊	(10)
sidewalk /'saɪdwɔ:k/ <i>n.</i> 人行道	(21)
since /sɪns/ <i>prep.</i> 自……以后;从……以来	
<i>conj.</i> 因为;由于;既然	(9)
size /saɪz/ <i>n.</i> 尺寸;大小	(15)
skateboard /'skeɪtbɔ:d/ <i>n.</i> 滑板	(33)
slide /slaɪd/ <i>n.</i> 幻灯片	
<i>v.</i> (使)滑行;滑动	(14)

Structures and Expressions

Unit 1

One... and the other...	一个……,另一个……	(1)
introduce... to...	给……介绍……	(1)
advise... to do...	建议……做某事	(2)
be up to...	由……定	(2)
agree with...	同意……	(2)
go ahead	(口语) 请吧,说吧	(3)
play the violin	拉小提琴	(3)
two peas in a pod	一个豆荚里的两粒豆子(比喻两个人形影不离或一模一样)	(4)
spend...(in) doing...	花费(时间)干……	(4)
to one's surprise	让……感到惊奇的是	(4)
make a deal	达成协议	(4)
feel lucky to do...	做……感到很幸运	(5)
encourage... to do...	鼓励……做……	(5)
play the piano	弹钢琴	(5)
have the pleasure of doing...	很高兴做……	(6)

Unit 2

be late for	迟到	(7)
in two minutes	两分钟之后	(7)
physical education(P. E.)	体育	(8)
miss class/school	误课/耽误上学	(9)
have a cough	咳嗽	(9)
not... at all	一点儿也不	(9)
be convenient for...	对……方便/便利	(9)
No noise, please!	请保持安静!	(10)
a quarter	一刻钟	(10)
Mother's Day	母亲节	(11)
Father's Day	父亲节	(11)
remind... of...	使……想起;令……想到……	(12)

Unit 3

Mid-Autumn Festival	中秋节	(13)
such as	例如	(14)
too... to...	太……(以至于)不能……	(14)
add... to...	把……加入……	(14)
face to face	面对面地	(14)

stay in touch with...	与……保持联系	(14)
the same size as...	和……是一样的号码;和……一样大小	(15)
try on	试穿	(15)
give... a big hug	给……一个热情的拥抱	(16)
best wishes to...	给……最美好的祝福	(17)
on the top of	在……顶上	(17)
All ready!	一切都准备好了!	(17)
have no luck	未能如愿;不走运	(17)
in fashion	时尚;流行	(18)
turn off	关掉	(18)
make a wish	许愿	(18)
blow out	吹熄;吹灭	(18)

Unit 4

go past/by...	走过/路过……	(20)
tea biscuit	茶点	(20)
be/get lost	迷路;走失	(21)
Can you tell me the way to...?	你能告诉我去……的路吗?	(21)
Turn right/left at the... crossing.	在第……个路口向右/左拐。	(21)
It's... blocks (away) from...	距……有……个街区。	(22)
be busy doing...	忙于做……	(23)
sound like	听起来像	(23)
I'm doing well.	我很好。	(24)
have the flu	感冒	(24)
across from	在对面;在对过	(24)

Unit 5

give a talk	做讲演/报告	(25)
be nice to...	对……好	(25)
grow up	长大;成长	(25)
a fear of heights	恐高	(26)
stop...(from) doing...	阻止……;防止……	(26)
take steps to...	采取措施做……	(26)
advice diamond	宝石建议(一种游戏的名称)	(27)
run a business	经营生意	(28)
no matter what...	无论……	(30)

Unit 6

on foot	步行;徒步	(31)
steam engine	蒸汽机	(32)
be born	出生;产生;形成	(32)

get on/off	上/下(车、船等)	(32)
be able to	能;能够	(33)
stay up late	熬夜	(34)
turn on	打开(电脑、收音机、电视等)	(34)
travel at the speed of light	以光速行驶	(35)
all the time	一直;向来	(35)
from now on	从现在开始	(36)
think of	想出;想起;记起	(36)
jump down	跳下	(36)
more than	超过;多于	(36)

Unit 7

in one's free/spare time	在某人的空闲时间	(37)
be interested in doing...	乐于(做)……;感兴趣(做)……	(37)
all kinds of	各种各样的	(37)
not only... but also...	不但……而且……	(38)
take up	开始从事	(38)
Great Great Grandpa	曾曾祖父(即祖父母之祖父)	(39)
feel proud	感到骄傲	(39)
not... anymore	不再……	(39)
be made of...	由……做成	(40)
the best-built rocket	最佳制作火箭	(40)
up and down	上上下下;来回;往复;起伏	(41)
parking lot	停车场	(41)
put... on its side	将……沿侧面放	(41)
go through	穿过	(41)

Unit 8

What's up?	(口语)怎么了?有什么事吗?近来怎么样?	(43)
SOS	紧急求救(国际救难信号,一般作为海难求救信号)	(43)
be supposed to	应该;被期望	(43)
make sense	有道理;有意义	(43)
It's my pleasure.	乐意效劳。(对别人表示感谢时的一种答语)	(43)
continue doing/to do...	继续做……	(44)
strong/weak points	优/缺点;强/弱项	(45)
dream of being...	梦想成为……	(46)
believe in oneself	相信自己	(46)
by oneself	单独;独自	(47)
Most-Improved Student Award	进步最快学生奖	(47)
because of	因为	(47)
Practice makes perfect.	熟能生巧。	(48)

Irregular Verbs

be	was/were	been	go	went	gone
babysit	babysat	babysat	grow	grew	grown
beat	beat	beaten	hang	hung/hanged	hung/hanged
become	became	become	have	had	had
begin	began	begun	hear	heard	heard
blow	blew	blown	hide	hid	hidden
break	broke	broken	hit	hit	hit
bring	brought	brought	hold	held	held
build	built	built	hurt	hurt	hurt
burn	burned/burnt	burned/burnt	keep	kept	kept
buy	bought	bought	know	knew	known
catch	caught	caught	lay	laid	laid
choose	chose	chosen	lead	led	led
come	came	come	leave	left	left
cost	cost	cost	lend	lent	lent
cut	cut	cut	let	let	let
deal	dealt	dealt	lie	lay	lain
dig	dug	dug	light	lighted/lit	lighted/lit
do	did	done	lose	lost	lost
draw	drew	drawn	make	made	made
dream	dreamed/dreamt	dreamed/dreamt	mean	meant	meant
drink	drank	drunk	meet	met	met
drive	drove	driven	mistake	mistook	mistaken
eat	ate	eaten	pay	paid	paid
fall	fell	fallen	put	put	put
feed	fed	fed	read	read	read
feel	felt	felt	ride	rode	ridden
fight	fought	fought	ring	rang	rung
find	found	found	rise	rose	risen
fit	fitted/fit	fitted/fit	run	ran	run
fly	flew	flown	say	said	said
forget	forgot	forgotten	see	saw	seen
freeze	froze	frozen	sell	sold	sold
get	got	got/gotten	send	sent	sent
give	gave	given	set	set	set

shake	shook	shaken	stick	stuck	stuck
shine	shone	shone	strive	strove	striven
show	showed	shown	swim	swam	swum
shut	shut	shut	swing	swung	swung
sing	sang	sung	take	took	taken
sink	sank	sunk	teach	taught	taught
sit	sat	sat	tear	tore	torn
sleep	slept	slept	tell	told	told
smell	smelled/smelt	smelled/smelt	think	thought	thought
speak	spoke	spoken	throw	threw	thrown
spell	spelled/spelt	spelled/spelt	understand	understood	understood
spend	spent	spent	wake	woke	woken
spread	spread	spread	wear	wore	worn
stand	stood	stood	win	won	won
steal	stole	stolen	write	wrote	written

Grammar

简单句 (Simple Sentences)

简单句是只包含一个主语（或并列主语）和一个谓语（或并列谓语）的句子。简单句分为五种基本句型。

1. 主语 + 谓语

They laughed.

The students are singing.

2. 主语 + 谓语 + 宾语

I like English.

Jenny is reading a book.

3. 主语 + 谓语 + 间接宾语 + 直接宾语

Lily gave Davy a yo-yo ball. = Lily gave a yo-yo ball to Davy.

My mother bought me a pair of jeans. = My mother bought a pair of jeans for me.

注意：

双宾语一个指人（即间接宾语），另一个指物（即直接宾语）。一般间接宾语位于直接宾语的前面，有时它们也可交换位置，这时需要在间接宾语的前面加上介词 to 或 for。常见的跟双宾语结构的动词有：give, show, bring, pass, lend, send, make, buy, get, sing 等。

4. 主语 + 系动词 + 表语

Ms. Liu is kind and patient.

Jenny looks very happy.

The days get longer in spring.

注意：

系动词（也称连系动词）本身有词义，但不能单独作谓语，后边必须跟表语，构成系表结构说明主语的状况、性质、特征等。be (am, is, are, was, were) 是最常用的系动词。有些动词也可作为系动词。如：get, become, turn, grow, look, feel, smell, taste, sound 等。

5. 主语 + 谓语 + 宾语 + 补语

英语中的宾语补足语通常紧跟宾语之后，对宾语进行补充说明。充当宾语补足语的可以是名词、形容词、副词、分词、不定式和介词短语等。例如：

We call her Beibei.

I found the boy very clever.

I will not let you in.

He saw a little girl dancing under a tree.

We saw the road covered with snow.

Jenny saw Danny buy many donuts.

She wanted me to give her some money.

The girl always keeps everything in good order.

现在完成时态 (Present Perfect Tense)

1. 现在完成时的意义和用法

1) 表示过去发生或已完成的某个动作对现在产生的影响或结果，常与 already, just, yet 等状语连用。例如：

I have already read the book.

2) 表示开始于过去，持续到现在的动作或状态，常与表示包括现在在内的时间状语连用，如：today, now, this week, this morning, these days, this afternoon, recently, so far 等；也与 “for + 时间

段”或“since + 时间点”的状语连用。例如：

I have painted six new pictures this week.

Li Ming has written three e-mails today.

She has helped me a lot since last year.

She has taught in the school for ten years.

2. 现在完成时的结构

have / has (助动词) + done (动词的过去分词)。例如：

I have just turned off the light.

3. 现在完成时的句型变化

肯定句：I have already read the book.

否定句：I haven't read the book yet.

一般疑问句及其回答：

Have you read the book?

Yes, I have. (或者 Yes, already.)

No, I haven't. (或者 No, I have not. /No, not yet.)

Has Tom read the book?

Yes, he has. /No, he hasn't. (或者 No, he has not.)

特殊疑问句：

What have you done this week?

What has Tom done this week?

注意：

“have (has) been to”与“have (has) gone to”的区别：have (has) been to 的意思是“曾到过某地，现在不在那儿”；have (has) gone to 的意思是“去某处了，现在不在这儿”。例如：

They have been to Lanzhou. 他们到过兰州。(现在已不在兰州)

They have gone to Lanzhou. 他们到兰州去了。(现在不在这儿)

名词所有格 (Possessive Case)

在英语中，有些名词在词尾加-'s 表示所有关系，这种形式称为该名词的所有格。例如：my father's car, today's newspaper。

名词所有格的构成：

单数名词在词尾加-'s。例如：Danny's turn, the daughter's shirt, my aunt's house

复数名词词尾是-s 或-es, 只加-'。例如：the students' books, the boxes' tops

复数名词词尾不是-s 或-es, 仍要加-'s。例如：men's clothes, children's toys

名词词组的所有格，在最后一个词的词尾加-'s。例如：an hour and a half's walk, Jenny and Mary's bedroom

's 在清辅音后读/s/, 在浊辅音和元音后读/z/。在/t/后读/ts/, 在/d/后读/dz/。

名词所有格的另一种形式是在介词 of 后加名词，这种形式多用于表示没有生命的东西的名词。例如：the name of the book, the root of the tree, the legs of the desk

when 或 because 引导的状语从句 (Adverbial Clause with “when” or “because”)

用来修饰主句或主句中的动词、副词、形容词的从句叫状语从句。状语从句可分为时间状语从句、原因状语从句、地点状语从句等。学习状语从句时要注意连词的正确使用，主句与从句的时态呼应等。本册书仅学习 when 引导的时间状语从句和 because 引导的原因状语从句。

1. when 引导的时间状语从句

1) 表示“当……的时候” = at the time that...。此时，when 从句用来说明主句动词动作发生

的背景。例如：

I couldn't help laughing when I saw it.

When I was a little boy, my grandma told me the story of *Chang'e*.

2) 表示“无论什么时候……”，与 whenever 的意思差不多，但语气较轻。例如：

Remember me when you wear the cap.

注意：

在 when 引导的时间状语从句中，常使用一般现在时态表示将来。例如：

I will think of you when I wear it.

I'll go on with the work when I come back tomorrow.

Please tell him about it when you see him back.

2. because 引导的原因状语从句

because 引导的原因状语从句一般置于主句之后，表示直接的原因，语气最强。例如：

I feel comfortable here because it is safe.

He was fixing a pair of pants for an old lady because they were too long.

I like winter because I like to ski and skate.

注意：

1) because 习惯上不与 so 连用。在汉语中我们习惯说“因为……所以……”，但在英语中却不能将 so 与 because 连用。例如：

因为下雨，所以我们待在家里。

正：Because it was raining, we stayed at home.

It was raining, so we stayed at home.

误：Because it was raining, so we stayed at home.

2) because 从句与 because of 短语的转换

because 引导的原因状语从句有时可与 because of 短语转换。例如：

He can't come because he is ill. / He can't come because of his illness.

情态动词 (Modal Verbs)

情态动词表示说话人的观点和态度，如需要、猜测、意愿或怀疑等。常见的情态动词有：can, could, may, might, must, need, shall, should, will, would 等。

情态动词的语法特征：

1. 有实意，但在句中不能单独充当谓语。
2. 后跟动词原形。表示否定时，在其后面加 not；表示疑问时，将它提到句首。
3. 无人称和数的变化。

may 和 might

may (might) 主要表示说话人许可、请求对方许可，或表示可能性。否定式为 may/might not。might 是 may 的过去式，主要有下列用法：

1. 表示语气更加委婉、客气。例如：

Might I have your e-mail address?

He said he might come back in two weeks.

2. 表示一种更加微弱的可能性，或比较没有把握的推测。例如：

He might be at home. (可能性较小) 试比较：He may be at home. (可能性较大)

You might be a doctor when you are older. (表示一种比较没有把握的推测)

will 和 would

1. will 和 would 用于第二人称疑问句，表示请求和建议，would 比 will 委婉、客气。

固定句型：Will/Would you please...? 请你……好吗？

Would you please pass this book to the student in the last row?

Certainly. / Sure. / All right.

I'm sorry. I can't. / No, I won't.

2. will 和 would 可表示愿望、决心或意愿，用于所有人称的陈述句。

1) 表愿望

I will do anything for you.

That would be a cool job because I would help people move all around the world.

2) 表决心

I will never tell you the secret.

3) 表意愿

They would not let him in.

I would build the best airplanes someday.

I would like to be a teacher.

形容词的比较级和最高级 (Comparative and Superlative Adjectives)

英语中的形容词有原级、比较级和最高级三种形式。表示“比……更……一些”的概念时，用比较级；表示“最……”的概念时，用最高级。例如：

Danny is much taller this year.

I want to grow the best crops.

形容词比较级和最高级的构成：

构成方法	原级	比较级	最高级
单音节词一般在词尾加-er, -est	fast	faster	fastest
以-e 结尾的单音节词，以-ble 和-ple 结尾的双音节词，只加-r, -st	large able simple	larger abler simpler	largest ablest simplest
以一个辅音字母结尾的重读闭音节词，双写该字母后加-er, -est	big wet	bigger wetter	biggest wettest
以“辅音字母+y”结尾的词，变y为i后，加-er, -est	lazy lucky	lazier luckier	laziest luckiest
以-er 或-ow 结尾的少数双音节词，加-er, -est	clever narrow	cleverer narrower	cleverest narrowest
其他双音节词或多音节词，在词前加 more, most	useful important	more useful more important	most useful most important

注意下列形容词的比较级和最高级的特殊变化：

good—better—best, bad—worse—worst, little—less—least, far—farther—farthest,

old—older (elder)—oldest (eldest), many (much)—more—most

形容词比较级和最高级用法示例：

In winter, it is *colder* in Beijing than in Shanghai.

This question is *more difficult* than that one.

He is the *strongest* student in his class.

People would feel *safer* and *more comfortable* in my plane.

This story is even *more interesting* than that one.

不定式 (Infinitives)

不定式是一种动词的非谓语形式，没有人称和数的变化，不能单独作谓语，其构成形式为：to +

动词原形，to 为不定式的符号，本身无实义。

动词不定式的语法特征：

1. 具有动词的特点，因此，后面可以跟表语、宾语或状语，构成动词不定式短语。
2. 具有名词、形容词和副词的特点，可以在句子中作主语、宾语、宾语补足语、状语、定语等（初中阶段只要求掌握作宾语、宾语补足语和目的状语）。例如：

To see is to believe.（作主语）

I would love to speak English with my friends.（作宾语）

In this e-mail, I am trying to use some new words.（作宾语）

She asked every student to choose a pen pal from these names.（作宾语补足语）

They mostly use English to write programs.（作状语）

You can walk to the bakery to buy donuts.（作状语）

Do you get many opportunities to speak?（作定语）

That should make English an easy language to learn.（作定语）

冠词 (Articles)

冠词通常放在名词之前，说明名词所表示的含义，不能离开名词而单独存在。在英语中，冠词有：a (an) 和 the。a (an) 为不定冠词，一般用于泛指；the 为定冠词，一般用于特指。

1. 不定冠词

不定冠词 a (an) 用于泛指首次提到的、不限定的人或事物。a 用于辅音音素前，an 用于元音音素前，与可数名词单数连用，表示某类人或物的一个。例如：

Are you a student?

I'm making a report for my classmates.

A plane flies faster than a train.

He built a house near the river.

She's half an hour late!

You can write everyone a letter or an e-mail, or you can call them.

One day, our teacher gave us an exciting project.

Maybe I'll be an airplane pilot.

We had to think of an invention and present it to the class.

注意：

有些情况下，名词前不用不定冠词。

- 1) 可数名词的复数形式前不用不定冠词。例如：

I would like five boxes, please.

- 2) 不可数名词前不能用不定冠词。例如：

I want to buy milk.

- 3) 抽象名词前不用不定冠词。例如：

How time flies!

2. 定冠词

定冠词 the 用于特指。指上文已提到的人或事物，或是指被限制性修饰语加以限定的人或事物，也可以是指说话双方都知道的人或事物，还可以用于世界上独一无二的事物或乐器名称前。例如：

I have a book. The book is very interesting.（上文已提到的事物）

Do you know the girl in blue shoes?（被限制性修饰语加以限定的人）

Give me the book, please.（双方心中所默认为特定的事物）

the sun/moon/earth/sky（世界上独一无二的事物）

I love to play the violin.（乐器名称）

反身代词 (Reflexive Pronouns)

反身代词是一种表示反射或强调的代词，意为“自己；本身；亲自”。反身代词与它所指代的名词或代词形成互指关系，在人称、性质、数上应保持一致。

1. 反身代词的单复数形式

人 称 \ 数	单数	复数
第一人称	myself	ourselves
第二人称	yourself	yourselves
第三人称	herself himself itself	themselves

2. 反身代词的用法

1) 作宾语，表示主语和宾语是同一（或一些）人或事物。

Jenny bought herself a nice dress as a birthday gift.

2) 作同位语，常用来加强语气。

I can do it myself.

3) 含反身代词的常用词组：

teach oneself 自学

learn by oneself 自学

enjoy oneself 玩得高兴，过得愉快

help oneself to 随便吃/用……

by oneself 独自

注意：

1) 反身代词不能单独作主语，但可以作主语的同位语。

误：Ourselves can make dinner for our parents.

正：We ourselves can make dinner for our parents.

2) 反身代词表示“某人自己”，而不表示“某人的……”；表示“某人自己的……”时，应用one's own。例如：

I drove my own car to a movie theatre.



致力于用榜样的力量提升学生成绩的共享家教平台

中国家庭教育学会荣誉会员单位

985/211 大学生 1对1 上门辅导

找家教就像叫“代驾”一样简单
家长们都在偷偷用的家教预约神器

记得拍照留存哦



扫码关注 预约上门

关注送200元优惠券

小初高全科辅导

学霸云集任您挑

学历真实可担保



与优秀大学生同行，激发孩子无限潜能



微信搜索公众号：365优教网

咨询热线：4000-711-365

YOUJ 优教

既是找老师，更是找榜样

家教老师全国招募中